

# *Sun* **TRACKER**<sup>TM</sup>

*America's #1 best selling pontoon boats*



2024

# Where moments become memories

For over 40 years, SUN TRACKER Boats has crafted pontoon boats to help anglers, families and other outdoors enthusiasts enjoy better moments together. Whether you're teaching your grandkids to fish, inviting your friends over for a pontoon party or just spending quality time with your significant other, SUN TRACKER has the features, comfort and room you need to transform every moment into an unforgettable memory.



## World-class experiences

As the Official Family Pontoon Boat of Walt Disney World® Resort and Big Cedar® Lodge, SUN TRACKER helps guests at these world-class resorts make memories on the water through fishing excursions and leisure boat rentals.

*The official pontoon boat of*

WALT DISNEY World Resort

**BIG CEDAR LODGE**  
America's Premier Wilderness Resort  
Est. 1921

## Table of Contents

<b>A LEGACY OF TRUST</b>	<b>4</b>
<b>CONSTRUCTION &amp; WARRANTY</b>	<b>6</b>
<b>NEW FOR 2024</b>	<b>8</b>
<b>FISHING PONTOONS</b>	<b>10</b>
<b>FISHING PONTOON SHARED FEATURES</b>	<b>12</b>
<b>FISHING PONTOON LINEUP</b>	<b>14</b>
BASS BUGGY® 16 XL SELECT	16
BASS BUGGY® 18 DLX	20
FISHIN' BARGE® 20 DLX	24
FISHIN' BARGE® 22 DLX	28
FISHIN' BARGE® 22 XP3	32
SPORTFISH™ 20 DLX	34
SPORTFISH™ 22 DLX	38
SPORTFISH™ 22 XP3	42
<b>NEW SPORTFISH™ 24 XP3</b>	<b>44</b>
<b>RECREATION PONTOONS</b>	<b>48</b>
<b>RECREATION PONTOON SHARED FEATURES</b>	<b>50</b>
<b>RECREATION PONTOON LINEUP</b>	<b>52</b>
<b>NEW PARTY BARGE® 16 DLX</b>	<b>54</b>
PARTY BARGE® 18 DLX	58
PARTY BARGE® 20 DLX	62
PARTY BARGE® 22 DLX	66
PARTY BARGE® 22 RF DLX	70
PARTY BARGE® 22 XP3	72
PARTY BARGE® 22 RF XP3	74
<b>NEW PARTY BARGE® 24 DLX</b>	<b>76</b>
<b>TRAILERS</b>	<b>78</b>
<b>SEE YOU ON THE WATER!</b>	<b>80</b>


# A Legacy of Trust

Johnny Morris founded Bass Pro Shops® in 1972 to provide anglers a one-stop shop filled with great deals on the gear they needed. In 1978, he extended that legacy to the boating industry with the BASS TRACKER®, the first-ever boat, motor and trailer package.

Today, Bass Pro Shops and Cabela's are recognized as the world's premier outdoors retailers and WHITE RIVER MARINE GROUP® (WRMG), the parent company to SUN TRACKER® Boats, is the world's largest boat builder. In addition to SUN TRACKER, WRMG crafts an array of fishing and recreational boats—aluminum and fiberglass—and off-road vehicles, right here in America!

EVERY SUN TRACKER PONTOON IS BUILT WITH PRIDE IN THE HEART OF THE OZARKS BY HARD-WORKING AMERICANS WHO CARE ABOUT DELIVERING THE HIGHEST-QUALITY, BEST-VALUE FISHIN' AND FUN MACHINES ON THE WATER.™ WE ALL THANK YOU FOR CONSIDERING SUN TRACKER

JOHNNY MORRIS  
Founder, Bass Pro Shops



Every location also follows our **NO HAGGLE NO HASSLE**® pricing policy—every model is priced at after-negotiation levels across all media. This means you'll find the same great prices at our dealerships as you will across our brochures, catalogs, ads and suntrackerboats.com. Whenever and wherever you shop, you'll get the industry's best value without having to bargain for it.

## Backed by the Industry Leader in Boating

Want to see your new SUN TRACKER boat in person? You'll find them at hundreds of quality dealers around the world, including more than 130 Bass Pro Shops/Cabela's Boating Centers and hundreds of quality dealers across North America. Many of these dealerships, including all of the Boating Centers, have a service center staffed with factory-trained and certified technicians, so you're assured to have a full-service center nearby to keep you on the water.

# 3 Convenient Ways to Shop



### IN PERSON

You'll find SUN TRACKER boats at hundreds of quality dealers around the world, including more than 130 Bass Pro Shops and Cabela's locations and hundreds of independent dealers across North America.



### ON THE PHONE

Call 855.580.0755 to speak to one of our knowledgeable representatives at the White River Online Sales team. Our team is ready and waiting to help you launch the boat of your dreams!



### ONLINE

Visit SUNTRACKERBOATS.COM to find more photos, videos, comprehensive boat features and specifications and complete pricing details. You can even apply for credit and order a boat!



### BASS PRO SHOPS® VIP OWNER'S CARD

W/ALL NEW BOAT PURCHASES, RECEIVE A

## 10% DISCOUNT

ON SELECT ITEMS AT BASS PRO SHOPS® SEE BASSPRO.COM/VIP FOR DETAILS





# Quality Crafted for your family's safety

## 1. Multichambered Pontoon Logs

SUN TRACKER pontoon logs are multichambered and pressure-tested twice at the factory.

## 2. M-Brackets

We weld M-shaped brackets to the top of the logs. On 20' and longer models, the exterior is one piece to provide extra support.

## 3. Deck Support

The deck sits on full-width Z-bar cross members, just like the floor joists in a house. We variably space the bars to provide support where needed—we also use more cross members than many other brands. The bars have a box-beam design that is stronger than open styles.

## 4. TEK Fasteners

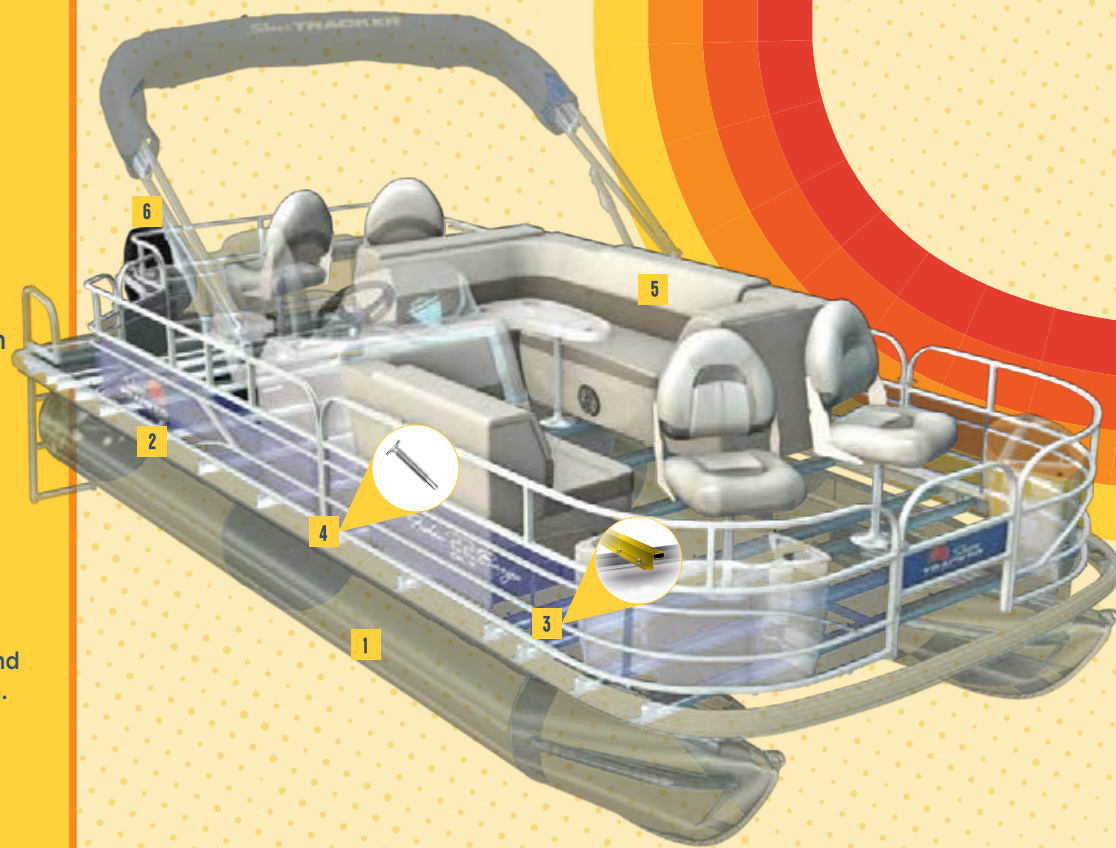
We secure the deck with TEK fasteners that friction weld to the Z-bars.

## 5. Custom Seating

We design and build SUN TRACKER seating in-house. We rotomold the bases, and skilled craftspeople with years of experience cut, sew and tailor the upholstery to exact measurements using marine-grade vinyl and thread. All cushions feature a moisture barrier to prevent water intrusion.

## 6. Factory Rigging

Mercury®-trained technicians factory-rig every SUN TRACKER to ensure optimal, reliable performance.




At SUN TRACKER®, we believe that families shouldn't have to pay premium prices to get a feature-packed, premium-quality pontoon boat that will last them for years to come.

At every step of the design and build process, our team works to determine the best way to keep quality high, and costs low, starting with the materials. WHITE RIVER MARINE GROUP®, our parent company, is the world's largest boat manufacturer, which allows us to source quality components and materials at lower costs. Then, like the leading aerospace, automobile and medical companies, we use Lean Six Sigma manufacturing principles to reduce waste and improve quality.

In addition, we design and build most of our components in-house, which helps us control quality while eliminating costs associated with third-party suppliers. We also use high-tech processes, such as laser and plasma cutters and robotic welders, to ensure accuracy and less waste time after time.

It all comes together to produce savings in a number of ways—savings that we pass on to you!



# 10

Peace of Mind

## + LIFE WARRANTY

### Our standard factory warranty includes:

- 10-year bow-to-stern warranty
- Limited lifetime structural & deck warranty
- Provisions for transfer to second owner
- 1-stop factory warranty resolution
- Full coverage throughout warranty period— no pro-rating

For complete warranty details, visit

[suntrackerboats.com/warranty.html](https://suntrackerboats.com/warranty.html)

Photos may show optional or special edition equipment available at an additional cost. Local taxes, license, registration and doc fees vary by state and are in addition to prices shown. Prices are approved by the manufacturer. Details in pricing, savings, features and promotions may vary by location and are subject to change without notice. Void where prohibited by law. Best efforts are used to ensure the accuracy of our advertising, however, errors, inaccuracies or omissions may sometimes occur. We do not guarantee the accuracy or completeness of information. We reserve the right to correct any errors, inaccuracies or omissions at any time and to cancel any order with no further obligation to you. Applicable tariffs may affect final price. See your local dealer for complete information. Prices shown do not include dealer freight and prep charges, unless otherwise noted. F.O.B. Springfield, MO, USA. Prices shown are based on United States currency. © 2024 White River Marine Group, LLC



# NMMA®

MARINE INDUSTRY CSI AWARD

## RECOGNIZED FOR EXCELLENCE

in customer satisfaction  
eleven times in a row

Once again, the National Marine Manufacturers Association® honored SUN TRACKER® boats with the CSI Award for Customer Satisfaction for Pontoon Boats. This recognition reflects thousands of SUN TRACKER owners reporting satisfaction ratings that are 90 or higher on a 100-point scale.

# NEW for 2024



**NEW!**  
Wet Sounds® stereo w/Bluetooth®



**NEW!**  
TRACK FORMED™ fencing (on all models except BB16 and BB18)



**NEW!**  
Fence rail design (90° vs radius corners on all models except BB16 and BB18)

Our engineers have been busy, incorporating new performance features to enhance your safety, comfort and convenience! All 2024 SUN TRACKER® pontoons are now equipped with built-in docking lights for easier loading at the ramp, plus hi-fidelity Wet Sounds audio systems! In addition, all Fishin' Barge, Sportfish™ and Party Barge® models feature TRACK FORMED™ fencing and precision rails for a safe, clean surround with no gaps, plus new tilt steering wheels for ultimate operator comfort and control. And all SUN TRACKERS 20' and up now include a removable ski tow pylon.



**NEW!**  
Console w/SUN TRACKER FLARE™ touchscreen gauge display (on all models except BB16 and BB18)



**NEW!**  
Integrated docking lights in deck trim



**NEW!**  
Tilt helm (on all models except BB16 and BB18)



**NEW!**  
Ski Tow pylon base is now standard on all 20' and longer models



**StowMore™**  
SEAT STORAGE SYSTEM

## STOW MORE than ever BEFORE

Have you ever run out of space for all the gear you and your crew need for a day on the water? Are you tired of having to get up every time someone needs a towel or a lifejacket? Or what about when someone wants a drink and the boat is underway? Well, fret no more. With the industry-exclusive Stow More™ system, those days are done.

Standard on all 20' (6.10 m) and larger models, this patented Stow More™ system features couches with an added compartment in the seat back, which increases storage by 50% in those seats. Plus, on the FISHIN' BARGE® 22 and 24, the additional compartment at the aft fishing deck is perfect for stowing all your tackle boxes for easy access while fishing.

An added benefit of having storage in the backrest is accessibility. Whether at rest or underway, compartments can be easily opened without disturbing seat occupants.

***Pontooning has never been more convenient!***

# Fishing Fun & Family

## FISHIN' SERIES

We take fun seriously, but we're also pretty serious about taking in everything the lake has to offer, and that means wetting a line every now and then. The SUN TRACKER Fishin' Series is designed with your whole crew in mind and features a wealth of versatility to undertake any on-water activity. With dedicated rod storages, livewells, fold-down fishing seats, trolling motor and fishfinder options, fun-filled memories won't be the only keepers you'll hook.



# The Original Fishing Pontoon



## Fishin' Features

Livewell

In-Floor Storage  
exclusively on XP3 models

Stow More Seating  
under the seats & in the seat backs

Fishing Chairs

Stow More Seating

Fishing Chairs

Livewell


SUN TRACKER® was created by Johnny Morris, the same guy who introduced the BASS TRACKER®. So, it's no surprise that when he followed with a line of pontoon boats, he kicked it all off with the BASS BUGGY®—the industry's first fishing-featured pontoon boat.

Today, the SUN TRACKER fishing pontoon lineup includes BASS BUGGY, FISHIN' BARGE® and SPORTFISH™ models, all designed to help fishing families enjoy their favorite pastimes together on the water.

True to their heritage, every model comes with features like fold-down fishing chairs, at least one aerated livewell (many have two) and rod storage.

But, these aren't just fishing boats—they're also family fun boats! And therefore, each one comes with lounge seating, complete with plenty of storage for everyone's gear. The 20' and longer models add to that with the STOW MORE™ seat storage system, which includes seat-back compartments that add 50% more storage to equipped couches. The FISHIN' BARGE® 20–24 models also include an additional compartment at the aft fishing deck that is perfect for stowing tackle boxes inside.

Other great features everyone will enjoy include the Bimini top, stereo, inward-swinging gates (including the port wheelchair-accessible gate) and swiveling helm seat.



# Fully-Loaded Fishing Machines

Check out the 2024 Fishin' Barge® Lineup!



**BASS BUGGY® 16 XL SELECT**

DECK LENGTH	16' (4.88 m)
LOG DIAMETER	24" (60.96 cm)
MAXIMUM REC. HP	50
MAXIMUM PEOPLE	7



**BASS BUGGY® 18 DLX**

DECK LENGTH	17' 8" (5.38 m)
LOG DIAMETER	24" (60.96 cm)
MAXIMUM REC. HP	75
MAXIMUM PEOPLE	8



**FISHIN' BARGE® 20 DLX**

DECK LENGTH	19' 10" (6.05 m)
LOG DIAMETER	24" (60.96 cm)
MAXIMUM REC. HP	90
MAXIMUM PEOPLE	10



**FISHIN' BARGE® 22 DLX**

DECK LENGTH	22' 1" (6.73 m)
LOG DIAMETER	24" (60.96 cm)
MAXIMUM REC. HP	150
MAXIMUM PEOPLE	11



**FISHIN' BARGE® 22 XP3**

DECK LENGTH	22' 1" (6.73 m)
LOG DIAMETER	26" (66.04 cm)
MAXIMUM REC. HP	200
MAXIMUM PEOPLE	11



**SPORTFISH™ 20 DLX**

DECK LENGTH	19' 10" (6.05 m)
LOG DIAMETER	24" (60.96 cm)
MAXIMUM REC. HP	90
MAXIMUM PEOPLE	10



**SPORTFISH™ 22 DLX**

DECK LENGTH	22' 1" (6.73 m)
LOG DIAMETER	24" (60.96 cm)
MAXIMUM REC. HP	150
MAXIMUM PEOPLE	10



**SPORTFISH™ 22 XP3**

DECK LENGTH	22' 1" (6.73 m)
LOG DIAMETER	26" (66.04 cm)
MAXIMUM REC. HP	200
MAXIMUM PEOPLE	11



**SPORTFISH™ 24 XP3**

DECK LENGTH	24' 1" (7.34 m)
LOG DIAMETER	26" (66.04 cm)
MAXIMUM REC. HP	250
MAXIMUM PEOPLE	12



# The Fishin' just gets Better, all the time.

Step aboard the BASS BUGGY® 16XL Select, and you know you're about to take command of a lean, mean fishing machine. This pontoon is spacious. Stable. Far more comfortable than any small boat pitching and tossing in the waves, and well equipped to help you enjoy your favorite pastime for hours on end. And as you'll find on family play days, its versatility is off the charts!



Previous model year Bass Buggy 16 DLX Select shown in Indigo Blue.

# BASS BUGGY® 16 XL SELECT



Previous model year Bass Buggy 16 DLX Select shown in Indigo Blue.

## Catch a Whopper, then tell one

### KEY FEATURES

- ▶ Console-mounted rod holders
- ▶ Swiveling helm bucket seat
- ▶ Full-width swim platform w/boarding ladder
- ▶ Forward-console 6-gal. aerated livewell w/padded cushion



Forward-console 9-gal. aerated livewell

### COLOR OPTIONS:

COPPER RED

INDIGO BLUE

### SPECIFICATIONS:

OVERALL LENGTH	LOG DIAMETER	DECK WIDTH	FUEL CAPACITY	MAX. PEOPLE/WEIGHT	MAX. HP
<b>18' 5"</b> (5.61 m)	<b>24"</b> (60.96 cm)	<b>8'</b> (2.44 m)	<b>6 GAL.</b> (22.71 L)	<b>7/1,090 LBS.</b> (494.42 kg)	<b>50</b>



Integrated small items tray & vertical rod holder



Bow fishing deck w/2 removable folding fishing chairs



Aft L-lounge w/underseat storage



CATCH THE FUN!



Scan here for complete pricing, engine, specification, & feature details.

See website for complete engine, specification and feature details.

# BASS BUGGY® 18 DLX

## Made for those with Fishin' in their veins.

The BASS BUGGY® 18 DLX is our top-selling pontoon boat. It's simply the perfect size for anyone who puts fishing at the top of their Fun List. Easy to tow, with dynamic handling and a full array of fishing-focused amenities, the BB18 DLX fits an angler's plans perfectly. And when it's time to cruise, you'll find there's ample room and comfort for the whole crew, too—right down (or should we say up?) to the Bimini top and premium Wet Sounds® audio system!



*Previous model year Bass Buggy 18 DLX shown in Indigo Blue.*

# BASS BUGGY® 18 DLX



Previous model year Bass Buggy 18 DLX shown in Indigo Blue.

# Living the Dream

## KEY FEATURES

- ▶ Rotomolded 9 & 8-gal. aerated livewells
- ▶ Fore & aft fishing decks w/fishing chairs & rod holders
- ▶ 9' Dowco EasyLift™ Bimini top w/LED courtesy lights & storage pockets
- ▶ Adjustable, swiveling helm bucket seat

## COLOR OPTIONS:

COPPER RED

INDIGO BLUE

## SPECIFICATIONS:

OVERALL LENGTH	LOG DIAMETER	DECK WIDTH	FUEL CAPACITY	MAX. PEOPLE/WEIGHT	MAX. HP
<b>20' 5"</b> (6.1 m)	<b>24"</b> (60.96 cm)	<b>8' 2"</b> (2.49 m)	<b>32.1 GAL.</b> (121.51 L)	<b>8/1,200 LBS.</b> (544.31 kg)	<b>75</b>



Bow fishing deck & twin fishing chairs



Rear boarding platform w/NEW 4-step telescoping boarding ladder & grab rails



Optional Fishing package w/Lowrance® HOOK2 4x fishfinder



9' (2.74 m) Bimini top w/LED courtesy light & protective boot

**CATCH THE FUN!**



Scan here for complete pricing, engine, specification, & feature details.

See website for complete engine, specification and feature details.

# FISHIN' BARGE® 20 DLX

## Your Family-Friendly Fishin' boat!

All the comfort and fishing features a family could ask for—it all comes standard on the FISHIN' BARGE® 20 DLX. Not just one, but two roomy aerated livewells. Plenty of rod storage. Two casting decks, three pedestal seats, plush lounge seating with STOW MORE™ hidden storage, a large 10' EasyLift™ bimini top. And of course, the sweet sound of your Wet Sounds® audio system!



*Fishin' Barge 20 DLX shown in Indigo Blue.*

# FISHIN' BARGE® 20 DLX



Fishin' Barge 20 DLX shown in Indigo Blue.

# Hit the Water in Style

## KEY FEATURES

- ▶ 10- & 8-gal. aerated livewells
- ▶ Fore & aft fishing decks w/fishing chairs & rod holders
- ▶ 10' Dowco EasyLift™ Bimini top w/LED courtesy lights & storage pockets
- ▶ Bluetooth® stereo w/2 speakers



Bow fishing deck & twin fishing chairs

## COLOR OPTIONS:

CHARCOAL METALLIC

INDIGO BLUE

## SPECIFICATIONS:

OVERALL LENGTH	LOG DIAMETER	DECK WIDTH	FUEL CAPACITY	MAX. PEOPLE/WEIGHT	MAX. HP
<b>21' 11"</b> (6.68 m)	<b>24"</b> (60.96 cm)	<b>8' 6"</b> (2.59 m)	<b>32.1 GAL.</b> (121.51 L)	<b>10/1,370 LBS.</b> (621.42 kg)	<b>90</b>



Aft fishing station STOW MORE™ tackle storage



**NEW** 9' SUN TRACKER® QuickLift™ Bimini top w/LED courtesy lights, storage pockets & protective boot



**NEW** driver console w/integrated storage & built-in footrest

**CATCH THE FUN!**



Scan here for complete pricing, engine, specification, & feature details.

See website for complete engine, specification and feature details.

FISHIN' BARGE® 22 DLX

# Bring the whole crew.

Great idea: Let's get everybody together for a fun-filled day on the water! With the FISHIN' BARGE® 22 DLX, it's easily said AND easily done. This is the ultimate dual-purpose pontoon boat, pre-rigged for fishing and able to accommodate up to 11 passengers in plush comfort. So, find out where they're biting, round up your posse, and hit the water in style!



*Fishin' Barge 22 DLX shown in Charcoal Metallic.*

# FISHIN' BARGE® 22 DLX



Fishin' Barge 22 DLX shown in Charcoal Metallic.

## Fish or Frolic, why not **Both**

### KEY FEATURES

- ▶ STOW MORE™ seat storage system w/seat-back & underseat storage
- ▶ 10' Dowco EasyLift™ Bimini top w/LED courtesy lights & storage pockets
- ▶ Stainless steel telescopic ladder



Optional Fishing Package includes Minn Kota® PowerDrive™ trolling motor

### COLOR OPTIONS:

CHARCOAL METALLIC

INDIGO BLUE

### SPECIFICATIONS:

OVERALL LENGTH	LOG DIAMETER	DECK WIDTH	FUEL CAPACITY	MAX. PEOPLE/WEIGHT	MAX. HP
<b>24' 2"</b> (7.37 m)	<b>24"</b> (60.96 cm)	<b>8' 6"</b> (2.59 m)	<b>32.1 GAL.</b> (121.51 L)	<b>11/1,500 LBS.</b> (680.39 kg)	<b>150</b>



Aft fishing station 16-gal. aerated livewell w/removable bait bucket & shutoff valve



Console drink holder



Aft fishing station STOW MORE™ tackle storage



**CATCH THE FUN!**



Scan here for complete pricing, engine, specification, & feature details.



# FISHIN' BARGE® 22 XP3



Fishin' Barge 22 XP3 shown in Indigo Blue.

## Extra Tough, Stable & Strong

### KEY FEATURES

- ▶ STOW MORE™ seat storage system w/seat-back & underseat storage
- ▶ 10' Dowco EasyLift™ Bimini top w/LED courtesy lights & storage pockets
- ▶ Stainless steel telescopic ladder



Aft fishing station 16-gal. aerated livewell w/removable bait bucket & shutoff valve

### COLOR OPTIONS:

CHARCOAL METALLIC

INDIGO BLUE

### SPECIFICATIONS:

OVERALL LENGTH	LOG DIAMETER	DECK WIDTH	FUEL CAPACITY	MAX. PEOPLE/WEIGHT	MAX. HP
<b>24' 2"</b> (7.37 m)	<b>26"</b> (66.04 cm)	<b>8' 6"</b> (2.59 m)	<b>52 GAL.</b> (196.82 L)	<b>11/1,575 LBS.</b> (714.41 kg)	<b>200</b>



Bow rail-mounted vertical rod & tool holders



Aft fishing station STOW MORE™ tackle storage



Molded aft starboard lockable rod box for 6 rods to 7' 6" (2.29 m) w/lid, rod tube holders & organizer



CATCH THE FUN!



Scan here for complete pricing, engine, specification, & feature details.

See website for complete engine, specification and feature details.

# SPORTFISH™ 20 DLX

## Fishin' and Fun go Hand in Hand.

In the comfortable confines of the SPORTFISH™20 DLX, fishing and cruising can happily coexist. This easy-to-operate pontoon comes pre-rigged with handy fishing pedestal seats, a luxe L-shaped lounge area, and built-in storage for everything from rods and tackle to ski tow ropes. And when the bite slows, raise the QuickLift™ Bimini and crank up the stereo for some serious relaxation!



SportFish 20 DLX shown in Caribou Metallic.

# SPORTFISH™ 20 DLX



SportFish 20 DLX shown in Caribou Metallic.

## Enjoy the Day your Way

### KEY FEATURES

- ▶ 10' Dowco EasyLift™ Bimini top w/LED courtesy lights & storage pockets
- ▶ Port & starboard aft lounges
- ▶ High-back reclining captain's chair
- ▶ Upgraded marine stereo w/4 speakers



Optional Fishing Package includes Minn Kota® PowerDrive™ trolling motor

### COLOR OPTIONS:

BLACK

CARIBOU  
METALLIC

### SPECIFICATIONS:

OVERALL LENGTH	LOG DIAMETER	DECK WIDTH	FUEL CAPACITY	MAX. PEOPLE/WEIGHT	MAX. HP
<b>21' 11"</b> (6.68 m)	<b>24"</b> (60.96 cm)	<b>8' 6"</b> (2.59 m)	<b>32.1 GAL.</b> (121.51 L)	<b>10/1,370 LBS.</b> (621.42 kg)	<b>90</b>



Rear boarding platform w/4-step telescoping boarding ladder & grab rails



Patented STOW MORE™ system seat back storage



Aft rotomolded compartment w/8-gal. (30.28 L) aerated livewell



CATCH  
THE  
FUN!



Scan here for complete pricing, engine, specification, & feature details.

See website for complete engine, specification and feature details.

SPORTFISH™ 22

# Party in the front, Fishin' in the back.

Lounging. Fishing. Cruising. Eating. Sightseeing. Watersports. Swimming. The SportFish 22 DLX and XP3 are both equipped to ensure everyone in your crew has the most fun possible throughout your day. Whether their interests include catching fish, catching some rays or catching some waves, these boats have you covered to the max.



SportFish 22 DLX shown in Black.

# SPORTFISH™ 22 DLX



SportFish 22 DLX shown in Black.

## Fish. Cruise. Fish. Relax. Fish.

### KEY FEATURES

- ▶ 16-gal. aerated livewell
- ▶ 10' Dowco EasyLift™ Bimini top w/LED courtesy lights & storage pockets
- ▶ Stainless steel telescopic ladder
- ▶ Bluetooth stereo w/2 speakers



Aft 4-step fold-down boarding ladder

### COLOR OPTIONS:



BLACK



CARIBOU METALLIC

### SPECIFICATIONS:

OVERALL LENGTH	LOG DIAMETER	DECK WIDTH	FUEL CAPACITY	MAX. PEOPLE/WEIGHT	MAX. HP
<b>24' 2"</b> (7.37 m)	<b>24"</b> (60.96 cm)	<b>8' 6"</b> (2.59 m)	<b>32.1 GAL.</b> (121.51 L)	<b>10/1,450 LBS.</b> (680.39 kg)	<b>150</b>



**NEW** 9' SUN TRACKER® QuickLift™ Bimini top w/LED courtesy lights, storage pockets & protective boot

See website for complete engine, specification and feature details.



Optional fishing package w/Lowrance® HOOK Reveal 5x fishfinder w/SplitShot™ & GPS



Aft fishing station STOW MORE™ tackle storage



**CATCH THE FUN!**



Scan here for complete pricing, engine, specification, & feature details.

# SPORTFISH™ 22 XP3



SportFish 22 XP3 shown in Caribou Metallic.

## Maxed out for Maximum Fun

### KEY FEATURES

- ▶ 16-gal. aerated livewell
- ▶ 10' Dowco EasyLift™ Bimini top w/LED courtesy lights & storage pockets
- ▶ Stainless steel telescopic ladder
- ▶ Bluetooth stereo w/2 speakers



Optional ski tow pylon

### COLOR OPTIONS:

BLACK

CARIBOU METALLIC

### SPECIFICATIONS:

OVERALL LENGTH	LOG DIAMETER	DECK WIDTH	FUEL CAPACITY	MAX. PEOPLE/WEIGHT	MAX. HP
<b>24' 2"</b> (7.37 m)	<b>24"</b> (66.04 cm)	<b>8' 6"</b> (2.59 m)	<b>52 GAL.</b> (196.82 L)	<b>11/1,500 LBS.</b> (680.39 kg)	<b>200</b>



Bow port couch w/STOW MORE™, underseat storage & armrest w/drink holder

See website for complete engine, specification and feature details.



Aft fishing station STOW MORE™, tackle storage & rail-mounted rod & tool holders



Rear boarding platform w/4-step telescoping boarding ladder & grab rails



CATCH THE FUN!



Scan here for complete pricing, engine, specification, & feature details.

# SPORTFISH™ 24 XP3

## A BIG shout-out to those in our wake.

Bigger, faster, stronger. Whether you're headed for the fishing grounds or towing tubes, the top-of-the-line SPORTFISH™ 24 XP3 performs in exhilarating fashion. Of course, it's decked out for fishing, but that's just the tip of the iceberg; you'll love the effortless way this spacious, stable pontoon accommodates your guests as you cruise the shoreline. As many as 12 passengers can settle in and enjoy the day in stylish comfort and convenience.



SportFish 24 XP3 shown in Caribou Metallic.

# SPORTFISH™ 24 XP3



SportFish 24 XP3 shown in Caribou Metallic.

## Bigger is always Better

### KEY FEATURES

- ▶ 10' Dowco EasyLift™ Bimini top w/LED courtesy lights & storage pockets
- ▶ Aft rear-facing double lounge
- ▶ High-back reclining captain's chair
- ▶ Wet Sounds® stereo w/Bluetooth® & two 6.5" speakers



Optional Fishing Package includes Minn Kota® PowerDrive™ trolling motor

### COLOR OPTIONS:

BLACK

CARIBOU METALLIC

### SPECIFICATIONS:

OVERALL LENGTH	LOG DIAMETER	DECK WIDTH	FUEL CAPACITY	MAX. PEOPLE/WEIGHT	MAX. HP
<b>26' 2"</b> (7.98 m)	<b>26"</b> (66.04 cm)	<b>8' 6"</b> (2.59 m)	<b>52 GAL.</b> (196.82 L)	<b>12/2,100 LBS.</b> (952.54 kg)	<b>250</b>



Aft rear-facing double lounge w/Stow More™, underseat storage & pop-up changing room

See website for complete engine, specification and feature details.



Optional fishing package w/Lowrance® HOOK Reveal 5x fishfinder w/SplitShot™ & GPS



Bow 16-gal. aerated livewell/baitwell w/shutoff valve, drink holder, rod holder & lid w/fish ruler



CATCH THE FUN!



Scan here for complete pricing, engine, specification, & feature details.





# Summer is better Together

## RECREATIONAL SERIES

Lounging. Swimming. Watersports. It's not so much the activity that matters, but who you get to enjoy it with. With a lineup designed to excel at everything the water has to offer, there's a PARTY BARGE ready to deliver a world of fun and memories. Each feature-rich model is bursting with abundant comfort, worlds of storage, and quality craftsmanship that offers rock-solid peace of mind.

# Welcome to the Party



## Party Features




SUN TRACKER® introduced the PARTY BARGE® pontoon boats in 1983 to provide families the perfect platforms to splash, play and laugh away the day. Decades later, we've refined the styling, features and construction, but kept that goal the same.

Every PARTY BARGE model features comfortable lounge seating with spacious storage below. The 20' and longer models expand the storage capabilities with the STOW MORE™ seat storage system, which includes convenient seat-back storage that can be accessed without standing. And for boating with the family, the railings are tall and all the gates swing inward to provide peace of mind when out with young ones. Plus, the port gate on every SUN TRACKER is wide enough to accommodate a wheelchair.

For further fun, PARTY BARGE models feature a Bluetooth® stereo, full-width swim platform with a boarding ladder and plenty of room for everyone to lounge or play. And for those moments when you want to relax, pop up the Bimini top to create a shady oasis in a matter of seconds.

Want faster fun? The XP3 models feature three 26"-diameter logs with lifting strakes, hydraulic steering, deck underpinning, a ski tow pylon base and 88" long, 23" deep in-floor storage compartment.



# Fluent in Family Fun

Check out the 2024 Party Barge<sup>®</sup> Lineup!



**PARTY BARGE<sup>®</sup> 16 DLX**

DECK LENGTH	16' (5.41 m)
LOG DIAMETER	24" (60.96 cm)
MAXIMUM REC. HP	50
MAXIMUM PEOPLE	8



**PARTY BARGE<sup>®</sup> 18 DLX**

DECK LENGTH	17' 8" (5.41 m)
LOG DIAMETER	24" (60.96 cm)
MAXIMUM REC. HP	75
MAXIMUM PEOPLE	9



**PARTY BARGE<sup>®</sup> 20 DLX**

DECK LENGTH	19' 10" (6.05 m)
LOG DIAMETER	24" (60.96 cm)
MAXIMUM REC. HP	90
MAXIMUM PEOPLE	10



**PARTY BARGE<sup>®</sup> 22 DLX**

DECK LENGTH	22' 1" (6.73 m)
LOG DIAMETER	24" (60.96 cm)
MAXIMUM REC. HP	150
MAXIMUM PEOPLE	11



**PARTY BARGE<sup>®</sup> 22 XP3**

DECK LENGTH	22' 1" (6.73 m)
LOG DIAMETER	26" (66.04 cm)
MAXIMUM REC. HP	200
MAXIMUM PEOPLE	11



**PARTY BARGE<sup>®</sup> 22 RF DLX**

DECK LENGTH	22' 1" (6.73 m)
LOG DIAMETER	24" (60.96 cm)
MAXIMUM REC. HP	150
MAXIMUM PEOPLE	11



**PARTY BARGE<sup>®</sup> 22 RF XP3**

DECK LENGTH	22' 1" (6.73 m)
LOG DIAMETER	26" (66.04 cm)
MAXIMUM REC. HP	200
MAXIMUM PEOPLE	11



**PARTY BARGE<sup>®</sup> 24 DLX**

DECK LENGTH	24' 1" (7.33 m)
LOG DIAMETER	26" (66.04 cm)
MAXIMUM REC. HP	250
MAXIMUM PEOPLE	12

NEW PARTY BARGE® 16 DLX

# Just leave it all Behind.

Step aboard your PARTY BARGE® 16 DLX pontoon, and your cares just drift away on the breeze. This is what weekends were made for: cruising and relaxing in the open air, enjoying the sights and sounds of a day on the water. Whether this is your first pontoon or your tenth, you'll know that your passengers' comfort and safety are assured, with plenty of cushioned lounging space, ample storage, sturdy rails and an easy-to-deploy Bimini top.



Party Barge 16 DLX shown in Black.

# NEW PARTY BARGE® 16 DLX



Party Barge 16 DLX shown in Black.

## Here's to Those who Cruise.

### KEY FEATURES

- ▶ 7' EasyLift™ bimini top w/LED courtesy light
- ▶ Deluxe adjustable & swiveling helm bucket seat
- ▶ Moveable drink holder/armrest for couch seating
- ▶ Console USB charging port
- ▶ 9-gal. portable fuel tank



Adjustable & swiveling helm bucket seat

### COLOR OPTIONS:



BLACK



CHARCOAL METALLIC

### SPECIFICATIONS:

OVERALL LENGTH	LOG DIAMETER	DECK WIDTH	FUEL CAPACITY	MAX. PEOPLE/WEIGHT	MAX. HP
<b>16'</b> (4.87 m)	<b>24"</b> (60.96 cm)	<b>8'</b> (2.43 m)	<b>9 GAL.</b> (34.06 L)	<b>8/1,150 LBS.</b> (521.63 kg)	<b>50</b>



Rear boarding platform w/4-step telescoping boarding ladder & grab rails



Driver console w/integrated storage, drink holders & side-mounted controls



Aft L-lounge w/underseat storage



CATCH THE FUN!



Scan here for complete pricing, engine, specification, & feature details.

# PARTY BARGE® 18 DLX

## Bring on the Waves.

The PARTY BARGE® 18 DLX gives your family a way to escape the ordinary, and to forge lasting memories of good times in the Great Outdoors. Not too big, not too small, but just right for cruising, touring, pulling tubes, or anchoring up in Party Cove to swim and relax with friends. You'll find plenty of cushy lounge seating aboard, with spacious hidden storage, a lighted Bimini top, and of course, a large swim platform with boarding ladder. Bon voyage!



Party Barge 18 DLX shown in Copper Red.

# PARTY BARGE® 18 DLX



Party Barge 18 DLX shown in Copper Red.

## Let's get this Party Started!

### KEY FEATURES

- ▶ 9' Dowco EasyLift™ Bimini top w/LED courtesy lights & storage pockets
- ▶ Adjustable, swiveling helm bucket seat
- ▶ Movable drink holder/armrest



Adjustable & swiveling helm bucket seat

### COLOR OPTIONS:

COPPER RED

CHARCOAL METALLIC

### SPECIFICATIONS:

OVERALL LENGTH	LOG DIAMETER	DECK WIDTH	FUEL CAPACITY	MAX. PEOPLE/WEIGHT	MAX. HP
<b>20'</b> (6.01 m)	<b>24"</b> (60.96 cm)	<b>8' 2"</b> (2.49 m)	<b>32.1 GAL.</b> (121.51 L)	<b>9/1,220 LBS.</b> (553.38 kg)	<b>75</b>



Bow port couch w/underseat storage



9' Bimini top w/LED courtesy lights, storage pockets, protective boot



NEW Wet Sounds® stereo w/Bluetooth® & two 6.5" upholstery speakers



CATCH THE FUN!



Scan here for complete pricing, engine, specification, & feature details.

See website for complete engine, specification and feature details.

# PARTY BARGE® 20 DLX

## Water, Family, & Sunshine

For anyone who dreams of owning a pontoon large enough to treat the whole bunch to a great time on the water, yet is easy to launch and operate, we present the PARTY BARGE® 20 DLX. It's the perfect craft for the host with the most—spacious floor plan, plush lounges with STOW MORE™ gear storage, ergonomic helm with state-of-the-art controls, Wet Sounds® stereo, Quicklift™ Bimini top, large swim platform and much more.



Party Barge 20 DLX shown in Copper Red.



# PARTY BARGE® 20 DLX



Party Barge 20 DLX shown in Copper Red.

## For a good time, Just add Water

### KEY FEATURES

- ▶ 10' Dowco EasyLift™ Bimini top w/LED courtesy lights & storage pockets
- ▶ Adjustable, swiveling helm bucket seat
- ▶ Bluetooth® stereo w/4 speakers




Aft 4-step telescopic reboarding ladder

### COLOR OPTIONS:



COPPER RED



CHARCOAL METALLIC

### SPECIFICATIONS:

OVERALL LENGTH	LOG DIAMETER	DECK WIDTH	FUEL CAPACITY	MAX. PEOPLE/WEIGHT	MAX. HP
<b>21' 11"</b> (6.68 m)	<b>24"</b> (60.96 cm)	<b>8' 6"</b> (2.59 m)	<b>32.1 GAL.</b> (121.51 L)	<b>10/1,370 LBS.</b> (621.42 kg)	<b>90</b>



**NEW** Wet Sounds® stereo w/Bluetooth® & four 6.5" upholstery speakers.

See website for complete engine, specification and feature details.



Aft L-lounge couches w/STOW MORE™ & underseat, lockable storage



**NEW** SUN TRACKER FLARE™ touchscreen gauge display & 12-button switch panel



**CATCH THE FUN!**



Scan here for complete pricing, engine, specification, & feature details.

# PARTY BARGE® 22

## On the Water, and in your Element.

For anyone who truly loves the water, the PARTY BARGE® 22 makes the perfect floating playground. Roomy, comfortable, and filled with fun amenities in every corner, it's where you'll want to spend every weekend. Amazing layout, impressive sound system, STOW MORE™ storage, it's all here for you! Available in both cruising (DLX) and performance (XP3) configurations, with classic or rear-facing (RF) floor plans to best accommodate your waterborne passions.



Party Barge 22 DLX shown in Charcoal Metallic.

# PARTY BARGE® 22 DLX



Party Barge 22 DLX shown in Charcoal Metallic.

# Life is Better under the Sun

## KEY FEATURES

- ▶ 10' Dowco EasyLift™ Bimini top w/LED courtesy lights & storage pockets
- ▶ Port & starboard aft lounges
- ▶ Co-captain's chair




Reclining, high-back swiveling port bucket seat w/self-leveling armrests

## COLOR OPTIONS:



COPPER RED



CHARCOAL METALLIC

## SPECIFICATIONS:

OVERALL LENGTH	LOG DIAMETER	DECK WIDTH	FUEL CAPACITY	MAX. PEOPLE/WEIGHT	MAX. HP
<b>24' 2"</b> (7.37 m)	<b>24"</b> (60.96 cm)	<b>8' 6"</b> (2.59 m)	<b>32.1 GAL.</b> (121.51 L)	<b>11/1,500 LBS.</b> (680.39 kg)	<b>150</b>



Removable table w/soft-touch insert, 4 molded-in drink holders & 2 pedestal base locations

See website for complete engine, specification and feature details.



**NEW** 10' SUN TRACKER® QuickLift™ Bimini top w/LED courtesy lights, storage pockets & protective boot



**NEW** driver console w/integrated storage & 12-button switch panel



**CATCH THE FUN!**



Scan here for complete pricing, engine, specification, & feature details.

# PARTY BARGE® 22 XP3



Party Barge 22 XP3 shown in Copper Red.

# The Forecast Calls for Fun

## KEY FEATURES

- ▶ 10' Dowco EasyLift™ Bimini top w/LED courtesy lights & storage pockets
- ▶ Port & starboard aft lounges
- ▶ Co-captain's chair




NEW 10' SUN TRACKER® QuickLift™ Bimini top w/LED courtesy lights

## COLOR OPTIONS:



COPPER RED



CHARCOAL METALLIC

## SPECIFICATIONS:

OVERALL LENGTH	LOG DIAMETER	DECK WIDTH	FUEL CAPACITY	MAX. PEOPLE/WEIGHT	MAX. HP
<b>24' 2"</b> (7.37 m)	<b>26"</b> (66.04 cm)	<b>8' 6"</b> (2.59 m)	<b>52 GAL.</b> (196.82 L)	<b>11/1,600 LBS.</b> (725.75 kg)	<b>200</b>



Rear boarding platform w/4-step telescoping boarding ladder & grab rails

See website for complete engine, specification and feature details.



Removable table w/soft-touch insert, 4 molded-in drink holders & 2 pedestal base locations



NEW Wet Sounds® stereo w/Bluetooth® & four 6.5" upholstery speakers



CATCH THE FUN!



Scan here for complete pricing, engine, specification, & feature details.

# PARTY BARGE® 22 RF DLX



Party Barge 22 RF DLX shown in Copper Red.

# Peace, Harmony & Cannonballs

## KEY FEATURES

- ▶ 10' Dowco EasyLift™ Bimini top w/LED courtesy lights & storage pockets
- ▶ Rear-facing aft lounge w/changing curtain
- ▶ High-back reclining captain's chair




High-back reclining captain's chair

## COLOR OPTIONS:



COPPER RED



CHARCOAL METALLIC

## SPECIFICATIONS:

OVERALL LENGTH	LOG DIAMETER	DECK WIDTH	FUEL CAPACITY	MAX. PEOPLE/WEIGHT	MAX. HP
<b>24' 2"</b> (7.37 m)	<b>24"</b> (60.96 cm)	<b>8' 6"</b> (2.59 m)	<b>32.1 GAL.</b> (121.51 L)	<b>11/1,500 LBS.</b> (680.39 kg)	<b>150</b>



**NEW** Wet Sounds® stereo w/Bluetooth® & four 6.5" upholstery speakers.

See website for complete engine, specification and feature details.



Aft port rear-facing double lounge w/Stow More™, underseat storage & pop-up changing room



Built-in PATENTED STOW MORE™ seat-back storage system for all couches



**CATCH THE FUN!**



Scan here for complete pricing, engine, specification, & feature details.

# PARTY BARGE® 22 RF XP3



Party Barge 22 RF XP3 shown in Charcoal Metallic.

# Take the Plunge

## KEY FEATURES

- ▶ 10' Dowco EasyLift™ Bimini top w/LED courtesy lights & storage pockets
- ▶ Rear-facing aft lounge w/changing curtain
- ▶ High-back reclining captain's chair




NEW driver console w/ SUN TRACKER FLARE™ touchscreen gauge display

## COLOR OPTIONS:



COPPER RED



CHARCOAL METALLIC

## SPECIFICATIONS:

OVERALL LENGTH	LOG DIAMETER	DECK WIDTH	FUEL CAPACITY	MAX. PEOPLE/WEIGHT	MAX. HP
<b>24' 2"</b> (7.37 m)	<b>26"</b> (66.04 cm)	<b>8' 6"</b> (2.59 m)	<b>52 GAL.</b> (196.82 L)	<b>11/1,600 LBS.</b> (725.75 kg)	<b>200</b>



Aft port rear-facing double lounge w/STOW MORE™, underseat storage & pop-up changing room

See website for complete engine, specification and feature details.



Built-in PATENTED STOW MORE™ seat-back storage system for all couches



NEW driver console w/integrated drink holders & storage



CATCH THE FUN!



Scan here for complete pricing, engine, specification, & feature details.

NEW PARTY BARGE® 24 DLX

# Settle into the Cruising Lifestyle

Meet the ultimate pleasure craft. The PARTY BARGE® 24 DLX is the biggest, roomiest, and best-equipped pontoon in our lineup, built to surround up to 12 passengers in luxurious comfort and convenience. Cruise your favorite waters in style, while your guests enjoy the plush comfort of its 4 lounge areas, all with the patented STOW MORE™ seat-back storage to hold everyone's accessories.



Party Barge 24 DLX shown in Copper Red.

# NEW PARTY BARGE® 24 DLX



Party Barge 24 DLX shown in Copper Red.

# All Aboard!

## KEY FEATURES

- ▶ 10' Dowco EasyLift™ Bimini top w/LED courtesy lights & storage pockets
- ▶ Quad bow & aft plush lounges w/STOW MORE™ storage system & underseat storage
- ▶ High-back, reclining co-captain's bucket seats
- ▶ Wet Sounds® stereo w/Bluetooth® & two 6.5"speakers




Reclining, high-back swiveling port bucket seat w/self-leveling armrests

## COLOR OPTIONS:



COPPER RED



CHARCOAL METALLIC

## SPECIFICATIONS:

OVERALL LENGTH	LOG DIAMETER	DECK WIDTH	FUEL CAPACITY	MAX. PEOPLE/WEIGHT	MAX. HP
<b>26' 2"</b> (7.97 m)	<b>24"</b> (60.96 cm)	<b>8' 6"</b> (2.59 m)	<b>52 GAL.</b> (196.82 L)	<b>12/1,685 LBS.</b> (764.30 kg)	<b>150</b>




Port wheelchair-accessible gate



Driver console w/ SUN TRACKER FLARE™ touchscreen gauge display & 12-button switch panel



Starboard console couch w/STOW MORE™ & underseat lockable storage



CATCH THE FUN!



Scan here for complete pricing, engine, specification, & feature details.

See website for complete engine, specification and feature details.



# Road Ready



## GALVASHIELD IMPACT COATING

SUN TRACKER® offers an optional trailer with every model for those who want to tow their boat.

We build each trailer ourselves to match the boat riding on it. Each has our exclusive GALVASHIELD® Impact tubing, which features a baked-on powdercoat finish that is extremely corrosion and chip resistant. It's so strong, we back it with an industry-leading three-year warranty against failure due to corrosion.

Additionally, we weld our trailers together for more strength.

We finish them with a load of safety and convenience features you'll appreciate for years to come.

GALVASHIELD IMPACT POWDERCOAT W/CHIP-RESISTANT FINISH

CONVERSION COAT FOR SUPERIOR ADHESION

GALVANIZED (ZINC COATED) INSIDE & OUT

COLD-FORMED STEEL FOR EXTRA STRENGTH



# Where moments become memories.

From fishing to cruising, relaxing to tubing, picnicking to swimming, SUN TRACKER provides the perfect platforms for having fun with those who matter most.



@JESSEBOATS




@ALOHAVIBESBOATCHARTERS



@JUSTCALLME.CHARLIE



@MICHAELDMERZICK



@WANDERINGTHEWORLD WITHTHEWHITES



@THETAHOEEEXPERIENCE



@BRANDOD513



@RYAN.VISION

## Keep Us Posted

We're dedicated to helping you and yours have the best time possible on the water. And part of that includes seeing those great times! We invite you to connect with us on our social networks to share your on-the-water memories. You can do so by sending us photos or tagging us.

@SUNTRACKERBOATS





Your Authorized SUN TRACKER® Dealer

*Photos may show optional or special edition equipment available at an additional cost or discontinued/changed features. Local taxes, license, registration and doc fees vary by state and are in addition to prices shown. Prices are approved by the manufacturer. Details in pricing, savings, features, promotions, services and product offerings may vary by location and are subject to change without notice. Void where prohibited by law. Best efforts are used to ensure the accuracy of our advertising, however, errors, inaccuracies or omissions may sometimes occur. We do not guarantee the accuracy or completeness of information. We reserve the right to correct any errors, inaccuracies or omissions at any time and to cancel any order with no further obligation to you. Applicable tariffs may affect final price. See your local dealer for complete information. Prices shown do not include dealer freight and prep charges, unless otherwise noted. F.O.B. Springfield, MO, USA. Prices shown are based on United States currency.*

© 2024 White River Marine Group, LLC