



E-trek

 **ROADTREK**
Your destination awaits

E-trek



The eco-conscious travel companion

The environmentally conscious E-trek is packed with all the luxury and functionality you could ever imagine in a motorhome. Giving you the best of both worlds, the E-trek uses diesel as its primary fuel source to provide you the comfort of heat and hot water while a 270 W solar charging system helps to offset power use to reduce your carbon emissions. Our commitment to the environment, technology and functionality in a motorhome is evident throughout the entire design of the E-trek. It's more than a vacation getaway, it's a lifestyle.

Available with

ECO TREK
TECHNOLOGY BY ROADTREK





Base Model	Mercedes Sprinter 3500
Sleeping Capacity	Four
Dining	Front & rear
Engine	3.0 L CRD V6 turbo diesel BlueTec®
Solar Panel	270 W
Batteries	Eight 6 V, 9,600 W
Water Capacity	
Fresh	125 L/33 U.S. gal.
Black	40 L/10 U.S. gal.
Gray	80 L/21 U.S. gal.
Tow Weight	7,000 lbs. (3,200 kg)
Tongue Weight	750 lbs. (340 kg)

Interior Color Options

Cabinetry



Cherry



Bamboo



Ebony

Main & Accent Fabric



Tan



Platinum/Onyx

Leather Seating



Tan




Platinum




Onyx


Exterior Paint Options



White



Brownstone Metallic



Silver Ice



Champagne Pearl



Charcoal Gray

Features

- Expanded galley features a 3.6 cu.ft refrigerator, convection microwave & two burner propane stove
- 270W solar charging system
- Comfortable & spacious permanent bathroom with stand-up shower
- Heated driver & passenger seats
- Enhanced safety features including blind spot monitoring, collision & lane keeping assist, rear view camera & navigation system



E-trek

Specifications

Exterior length	22' 9" (6,945 mm)
Exterior width (without mirrors)	6' 8" (2,025 mm)
Interior aisle width	28" (710 mm)
Exterior height (with roof AC)	9' 7" (2,920 mm)
Interior standing height	6' 3" (1,910 mm)
Wheelbase	170" (4,325 mm)
Gross vehicle weight rating	11,030 lbs. (5,003 kg)
Occupant & cargo carrying capacity*	2,500 lbs. (1,150 kg)
Gross combined weight rating*	15,250 lbs. (6,915 kg)
Towing – tow weight*	7,000 lbs. (3,200 kg)
Towing – tongue weight*	750 lbs. (340 kg)
Fuel type	Diesel
Fuel capacity	92.7L / 24.5 U.S. gal.
Fresh water capacity	125 L/33 U.S. gal.
Black holding tank capacity	40 L/10 U.S. gal.
Gray holding tank capacity	80 L/21 U.S. gal.
Storage capacity (with options)	1,430 L/51 cu. ft. (2,410 L/85 cu. ft.)
Rear king sleeping maximum (width x length)	69" x 78" (1,750 mm x 1,980 mm)
Rear twin bed sleeping (width x length)	25" x 78" (635 mm x 1,980 mm)
Front single bed (width x length)	22" x 76" (560 mm x 1,930 mm) – optional feature

* Refer to www.roadtrek.com for more details.

Peace of Mind RV Warranty

Six year unlimited mileage/km, Peace of Mind motorhome warranty, covering the manufacture of the motorhome, appliances, electronics, plumbing and EcoTrek™ batteries. Original manufactures warranty on all appliances will be applied first.

Warranty excludes the complete chassis and AGM batteries which have a normal one year manufacturer's warranty.

Chassis Warranty

3 year/36,000 mile or 60,000 km base limited warranty and 5 year/100,000 mile or 160,000 km limited diesel engine components warranty as offered by Mercedes. Refer to chassis manufacturers' website for details.

Roadtrek Motorhomes Inc. reserves the right to make changes at any time, without notice, in colors, materials, equipment, specifications and models. This information is intended as a guide only; please visit www.roadtrek.com for a complete list of specifications and options. Some motorhomes may be shown with equipment that is optional. Accessories shown in the photography are not included.

Find Your Roadtrek



Connect With Us



Roadtrek Motorhomes Inc. 100 Shirley Avenue, Kitchener, ON Canada N2B 2E1 | Toll-free: 1.888.ROADTREK (762-3873) | Phone: 519.745.1169 | Fax: 519.745.1160

Coach Features

	Standard	Optional
Air conditioner – 110 V, 11,000 BTU roof mount	X	
Air conditioner – undermount, 12V, 30,000 BTU with self shut off		X
Armoire – with adjustable shelves & drawers; interchangeable with passenger side 2nd row seat.		X
Awning – 13' 2" (4,000 mm) power awning	X	
Bathroom – permanently enclosed with sink & shower	X	
Batteries – eight 6 V, 9,600 W	X	
Cabinet – permanent wardrobe – replaces driver side 2 nd row seat		X
Connection – external – 110V / 30 AMP with detachable power cord	X	
Detectors – smoke & CO	X	
E-Trek + Package – EcoTrek Lithium power module (800 Amp), 470 W solar panels, Volt Start battery protection, GoSun solar oven		X
Furnace – combination furnace/water heater, 16,000 BTU	X	
Generator (Under hood) – 24V, 3,500W		X
GoSun solar cooker		X
Home theater system with 5.1 surround sound & dual center speakers with DVD, CD, AM/FM radio, dual use rear speakers	X	
Mattress – single folding for 1 st & 2 nd row seats		X
Microwave oven – 110 V convection, 28 L/1.0 cu. ft., 1,800 W convection/1,000 W microwave	X	
Monitor panel – water & battery charge levels, battery disconnect & power monitoring	X	
Pantry – rounded half pantry with granite countertop (replaces 2nd row captain seat)		X
Portable solar cell 200W		X
Power inverter – 24/110 V, 5,000 W	X	
Rear power sofa with "Halo" leather upholstery	X	
Refrigerator – 12 V/110 V compressor driven with thermostat, 3.6 cu. ft.	X	
Screen package – Includes screen for rear cargo door & enhanced magnetic close screen for side door		X
Sewage disposal system – 12 V macerator sewage pump	X	
Solar charging system with charge control 270 W	X	
Stove – 110 V flush-mounted one burner inductive cooktop	X	
TV – 24" HD flat screen on rotating bracket with remote		X
Volt Start – Auto Start Battery Protection Technology		X
Water heater – combination water heater/furnace, 110 V, 9 L/2.5 U.S. gal.	X	
Water system – on demand 12 V with water pump	X	

Chassis Features

	Standard	Optional
4 x 4 – On-demand all-wheel drive and manually selectable reduction gear with expanded adaptive electronic aids.		X
Airbags – driver, passenger & thorax		X
Alternator – 14 V/220 AMP		X
Axle – rear – 3.92 (USA) 4.18 (CAN) ratio		X
Battery – 760 AMP		X
Brakes – anti-lock (ABS), four wheel disc		X
Camera – rearview backup		X
Climate control – electronic with glove box cooler		X
Cooling – transmission oil – external		X
Cruise control		X
Engine – 3.0 L CRD V6 turbo diesel BlueTec®		X
Headlights – automatic on/off		X
Luxury chassis OEM option package		X
Power – 140 kW/188 HP		X
Radio – Mercedes Becker Map Pilot Navigation System with Bluetooth & on-dash keypad, audio 15 FM/AM, aux-in, USB		X
Receiver – Class III		X
Seats – Heated front driver & passenger		X
Stability program – adaptive (accounts for load)		X
Theft deterrent system		X
Tilt steering		X
Tire storage – vehicle underside between axles		X
Tires – LT215/85R16E black wall dual rear		X
Torque – 440 Nm/325 lb.-ft.		X
Traction control		X
Transmission – automatic 5-speed heavy duty		X
Wheels – 16" aluminum polished with steel spare		X
Window operation – power; front doors only		X
Wiring harness for towing – E40 wire harness & 7 pin connector		X

XL Chassis Package Options

The XL chassis option features a 24'1" extended Sprinter body and includes a rear access upper cabinet storage area and removable golf club bar.

Optional Coach Features only available with the XL chassis include;

Cabinet – drop down rear power cabinet for additional storage

Headboard – Stylish removable headboard with shelf

Warp Core package – EcoTrek Lithium power module (1600 AMP) with 600W solar panel

