

REFLECTION™

FIFTH WHEELS & TRAVEL TRAILERS



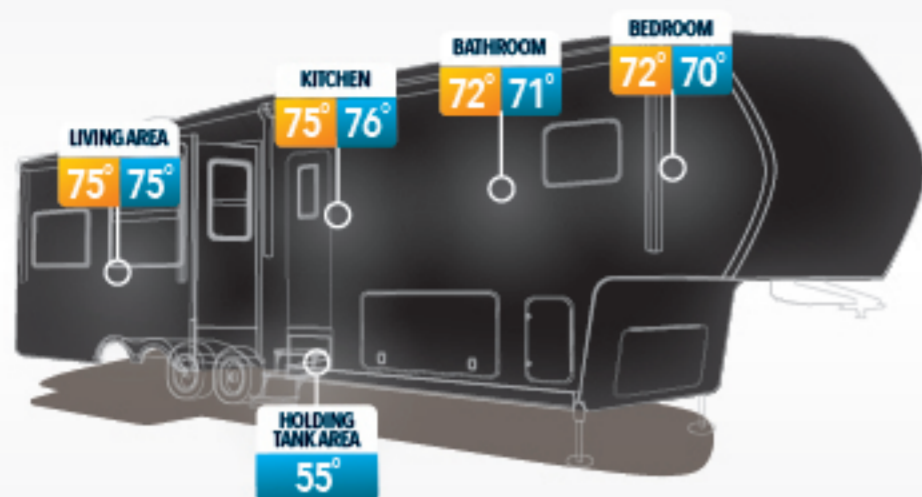
10 2012-2022
YEARS
CREATING CUSTOMERS FOR LIFE



GRAND DESIGN
RECREATIONAL VEHICLES



ARCTIC 4-SEASONS PROTECTION PACKAGE



MAXIMUM HEATING POWER

A high performance furnace and fireplace combine to deliver 35,000 BTU's or more of heating power.†

† (Model Specific)

MAXIMUM FUNCTION

- Heated Holding Tanks and Enclosed Low Point Drains
- Heated Utility Center & Storage Bay
- Dual Attic Vents
- Enclosed Gate Valves
- Thermostatically Controlled 12V Tank Heaters

Note: Testing was performed in a temperature controlled chamber, with temperatures ranging from 0°F to +100°F, and does not account for variables such as wind, humidity, and altitude. Due to the number of potential variables, temperatures reported during testing may differ from temperatures achieved during actual use of the unit in nature.

Reflection's design has been put to the test in extreme temperatures ranging from ZERO to 100+ degrees. Third party extreme cold testing showed that the Reflection remained functional and achieved very comfortable temperatures.



CONTROL IN THE PALM OF YOUR HAND.



CONTROL YOUR RV

Control lighting, slide-outs, leveling and awnings from the palm of your hand



TIRE PRESSURE & TEMPERATURE MONITORING SYSTEM

Tire-Linc now comes standard on all Reflections and connects to Compass Connect App



STAY INFORMED

Receive custom notifications such as maintenance reminders and tips on your RV



REAL-TIME DIAGNOSTICS

Compass Connect can notify you of system status, low battery voltage, and leveling issues



ANTI-LOCK BRAKES

Prevents wheel slip and lockup, providing more stability during slippery or emergency-brake situations. Provides digital odometer read-out via Compass Connect App

RAISING THE BAR IN CUSTOMER SERVICE 3 YEAR STRUCTURAL WARRANTY

LIMITED STRUCTURAL WARRANTY

Every Grand Design RV is backed with a class leading 3-year limited structural warranty.

COMPONENT SUPPLIER WARRANTIES

By selecting suppliers with similar philosophies, many components used on our coaches also carry an extended warranty through the component manufacturer.

TIRE WARRANTY

(5 Years w/12 Month no questions asked replacement for manufacturer defects)

CHASSIS (3 Years)

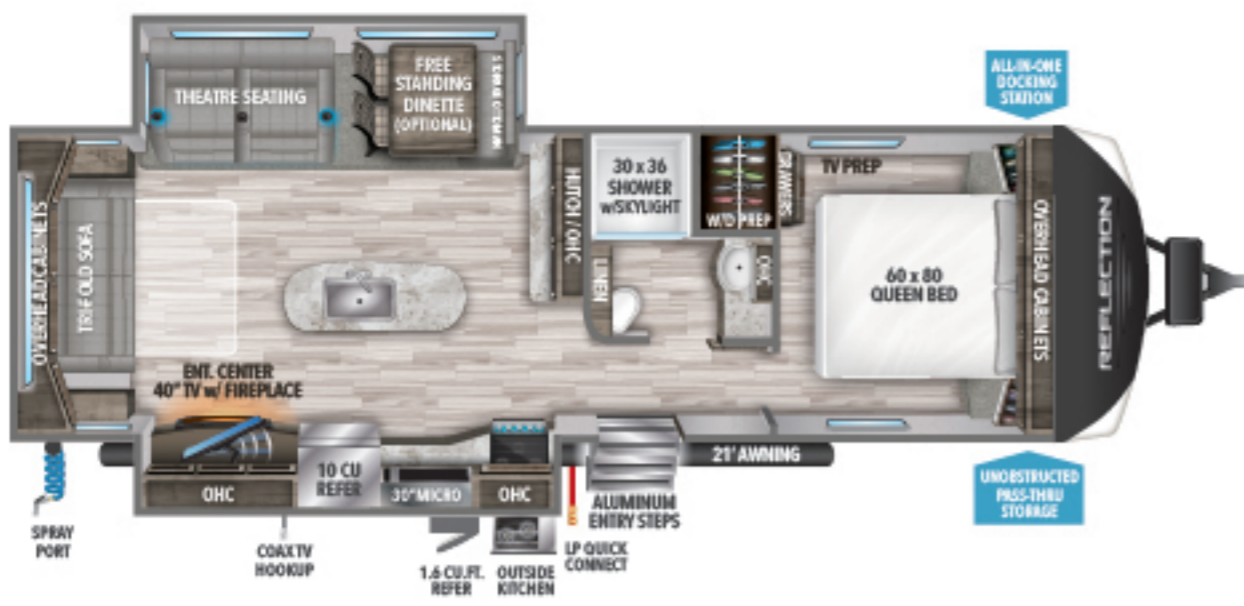
(Main Steel Frame, Steel Frame Outriggers and Cross Members)

AXLES (5 Years)

EXTERIOR GRAPHICS (5 Years)

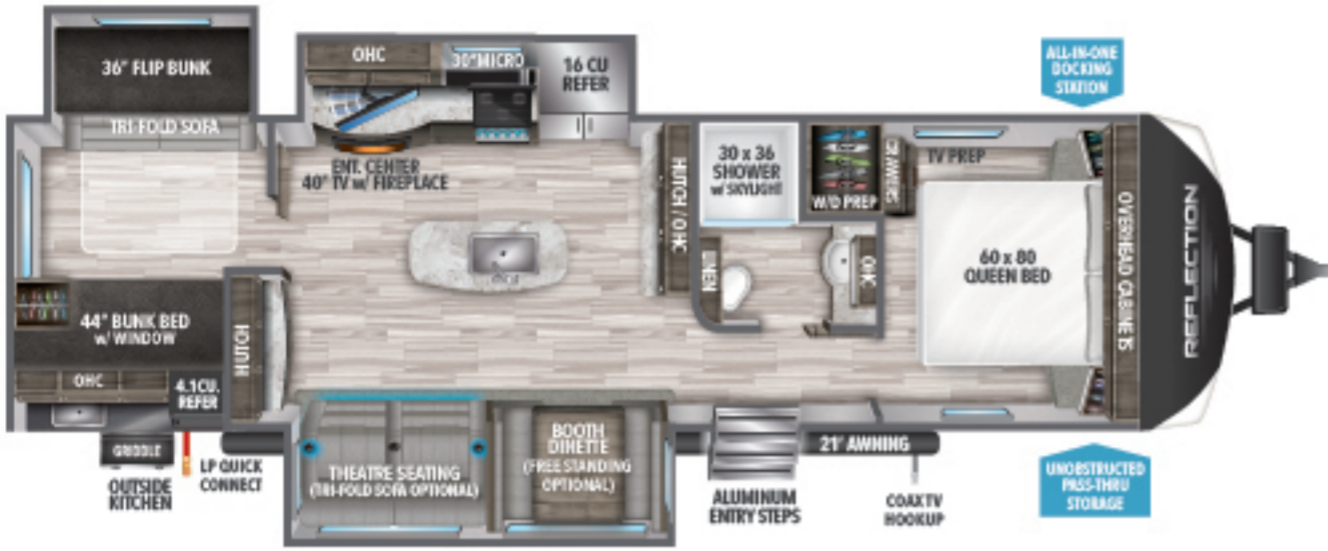
ROOF COVERING (18 Years)





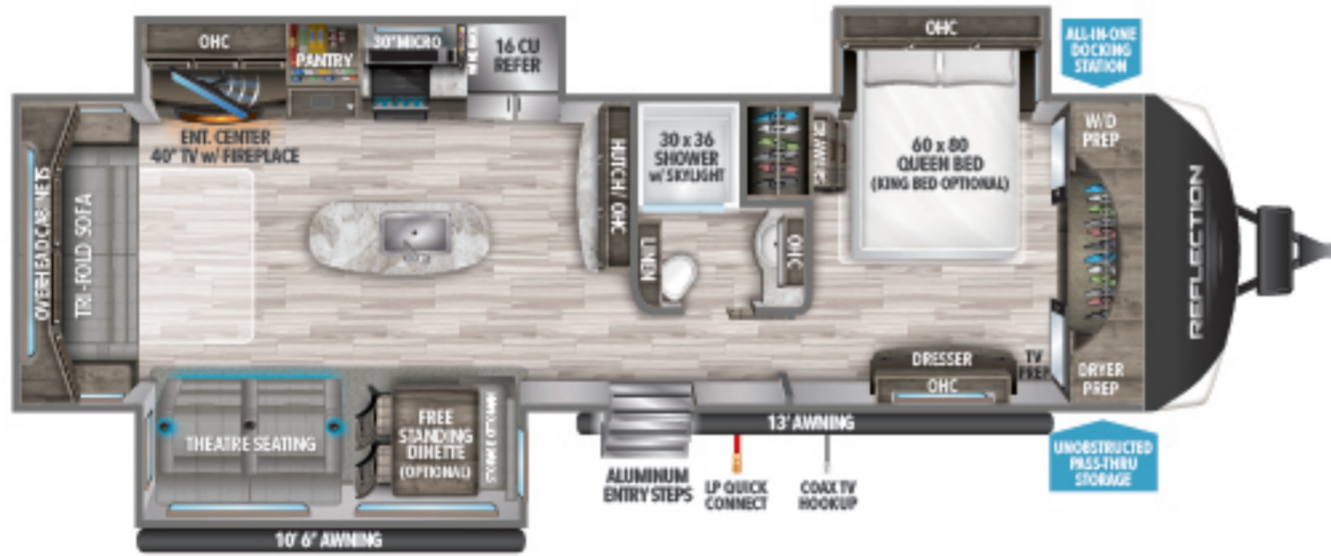
297RSTS

UVW ¹	HITCH ¹	LENGTH ²	HEIGHT	CAPACITY
8,312	913	33' 11"	11' 6"	54 86 43



312BHTS

UVW ¹	HITCH ¹	LENGTH ²	HEIGHT	CAPACITY
9,530	1,057	37' 4"	11' 8"	54 86 43



315RLTS

UVW ¹	HITCH ¹	LENGTH ²	HEIGHT	CAPACITY
9,513	1,126	37' 11"	11' 8"	54 118 43



FOR MORE INFORMATION
SCAN THE QR CODE USING YOUR
MOBILE PHONE CAMERA APP

FLOORPLANS



CONSTRUCTION



BUILD & PRICE



TOP FEATURES



GOODYEAR
ENDURANCE TIRES



TANKLESS WATER
HEATER



50AMP CHARGE
CONTROLLER &
INVERTER PREP



165/370W SOLAR
PANEL
(FLOORPLAN SPECIFIC)



10 OR 16 CU FT
12V FRIDGE
(FLOORPLAN SPECIFIC)



UNIVERSAL
DOCKING STATION



UNOBSTRUCTED
PASS-THRU STORAGE



MAXIMUM
HEADROOM



WASHER/DRYER PREP



DUCTLESS "EVENFLOW"
HEATING SYSTEM
(NO VENTS IN FLOOR)

¹ Based on average weight of the standard build. ² Hitch to rear

150 SERIES FIFTH WHEELS



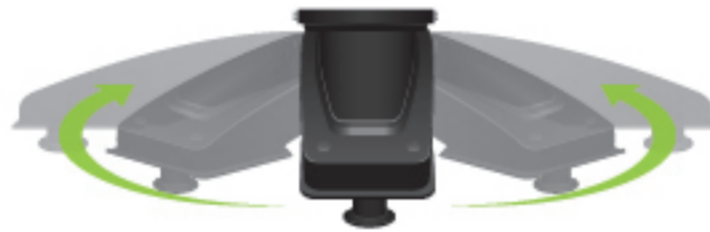
Reflection 150 Series 295RL w/Turning Point Pin Box engaged

HIGHLIGHTED FEATURES



MORRYDE CRE3000 SUSPENSION SYSTEM

Smoother towing, improved towability and better protection from damaging road shock



TURNING POINT SWIVEL PIN BOX

90° turning radius without a slider hitch in a 5.5 ft truck bed.



WINEGARD 360+ ANTENNA W/WIFI PREP

All-in-one solution for your Internet, TV, and FM signal needs!

TOP FEATURES



UNIVERSAL DOCKING STATION



TANKLESS WATER HEATER



78" THEATER SEATING IPO BOOTH OPTION (278BH & 298BH ONLY)



DUCTLESS "EVENFLOW" HEATING SYSTEM (NO VENTS IN FLOOR)



UNOBSTRUCTED PASS-THRU STORAGE



2" RECEIVER HITCH UPGRADE



USB/USB-C CHARGING STATION



GOODYEAR ENDURANCE TIRES



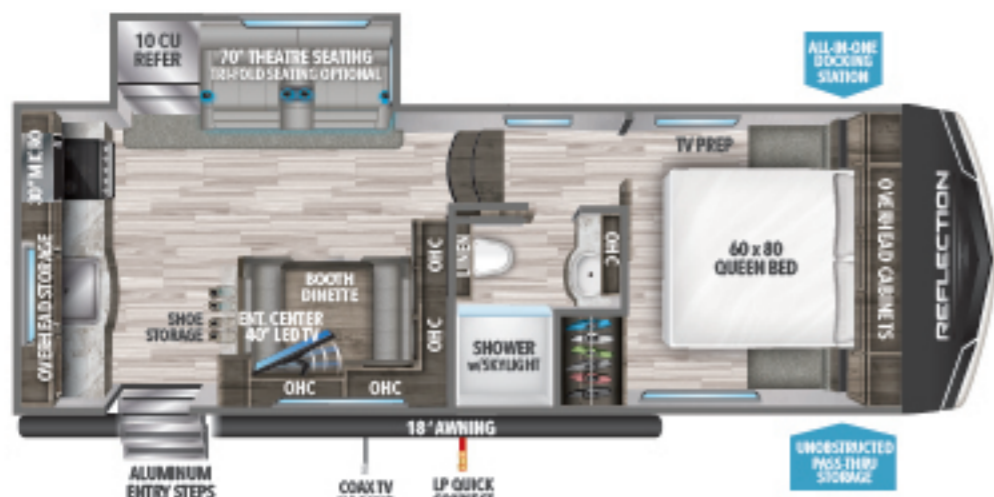
50AMP CHARGE CONTROLLER & INVERTER PREP



165/370W SOLAR PANEL (FLOORPLAN SPECIFIC)

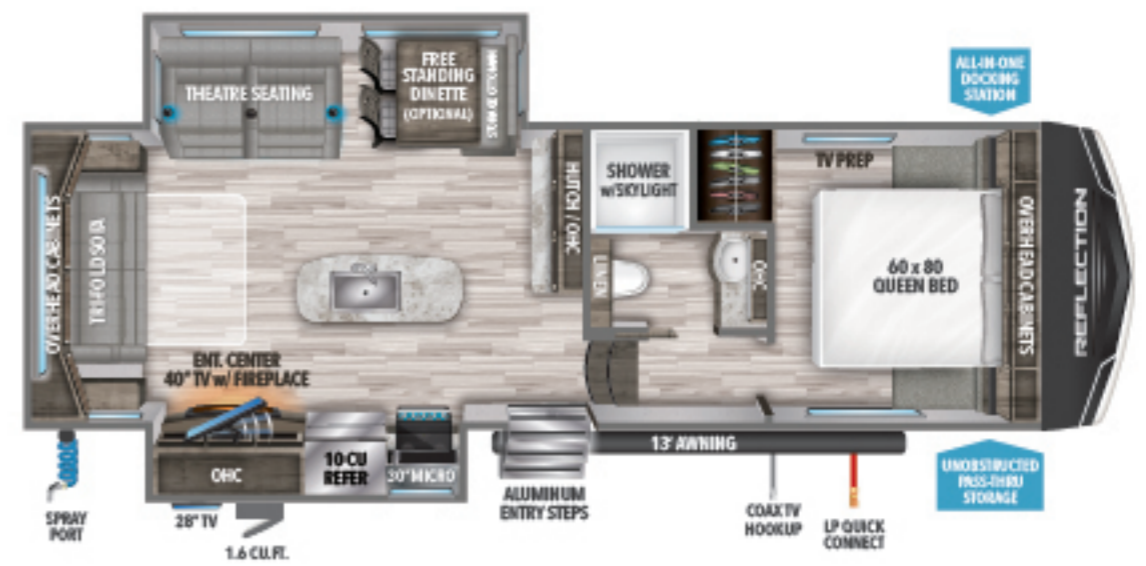


10 OR 16 CU FT 12V FRIDGE (FLOORPLAN SPECIFIC)



226RK

UVW¹ **7,241** HITCH¹ **1,214** LENGTH² **26' 11"** HEIGHT³ **12' 0"** CAPACITY **56 78 39**



280RS

UVW¹ **8,581** HITCH¹ **1,415** LENGTH² **30' 11"** HEIGHT³ **12' 0"** CAPACITY **56 78 39**



260RD

UVW¹ **7,988** HITCH¹ **1,224** LENGTH² **29' 9"** HEIGHT³ **12' 0"** CAPACITY **56 78 39**



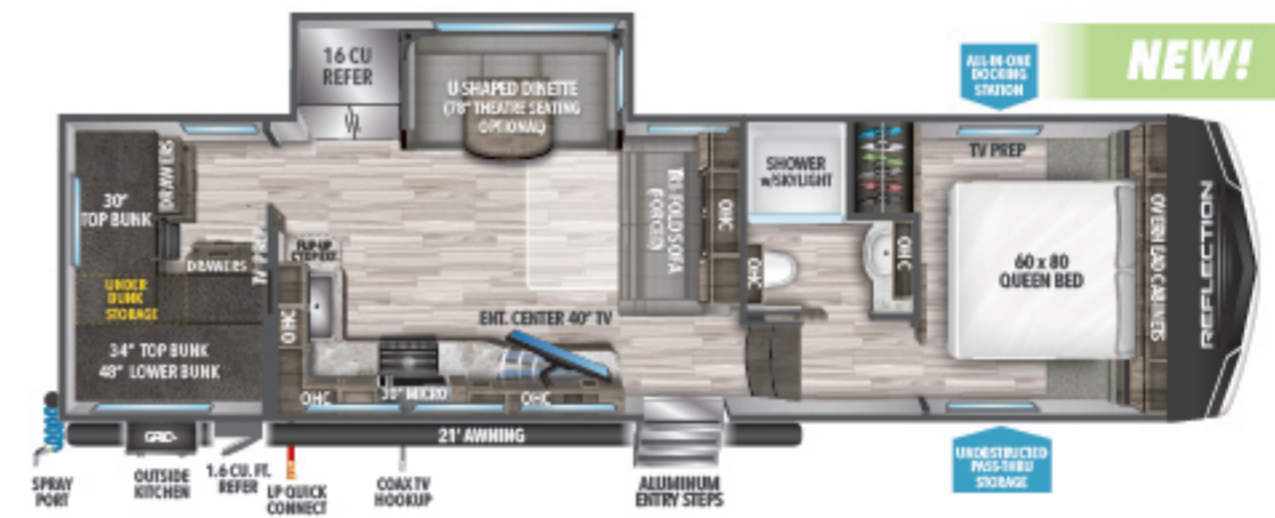
295RL

UVW¹ **8,986** HITCH¹ **1,457** LENGTH² **32' 9"** HEIGHT³ **12' 4"** CAPACITY **56 78 39**



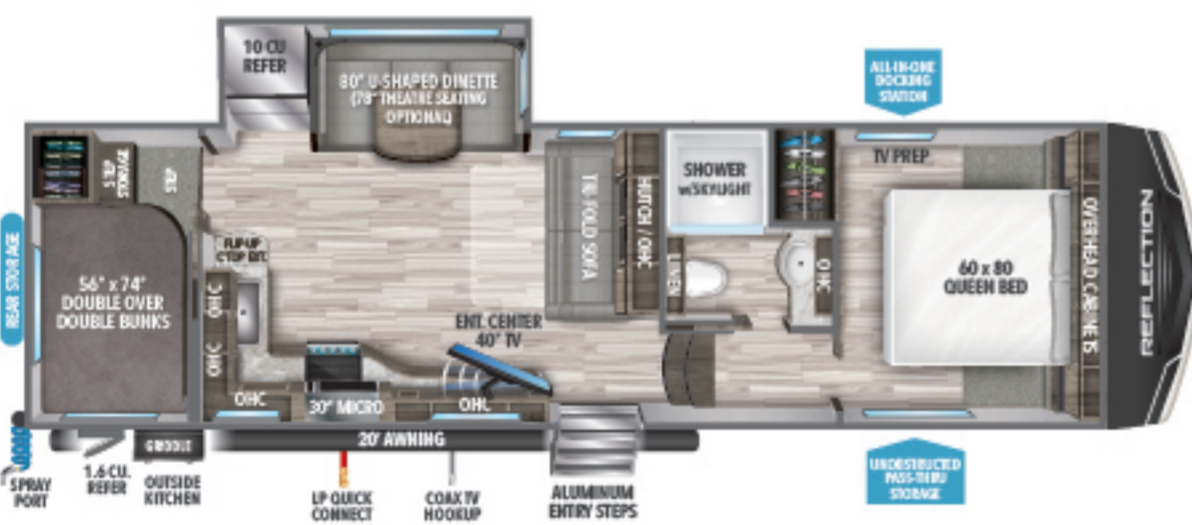
270BN

UVW¹ **7,988** HITCH¹ **1,224** LENGTH² **30' 11"** HEIGHT³ **12' 0"** CAPACITY **56 78 39**



298BH

UVW¹ **8,884** HITCH¹ **1,495** LENGTH² **34' 9"** HEIGHT³ **12' 3"** CAPACITY **56 78 39**



278BH

UVW¹ **8,365** HITCH¹ **1,334** LENGTH² **32' 11"** HEIGHT³ **12' 0"** CAPACITY **56 78 39**



FOR MORE INFORMATION
SCAN THE QR CODE USING YOUR
MOBILE PHONE CAMERA APP

FLOORPLANS



CONSTRUCTION


















BUILD & PRICE



FIFTH WHEELS



TOP FEATURES

-  **MOTION SENSOR LED LIGHTING**
-  **GOODYEAR E-RATED TIRES**
-  **MAX TURN RADIUS FRONT CAP**
-  **UNOBSTRUCTED PASS-THRU STORAGE**
-  **USB/USB-C CHARGING STATION**
-  **UNIVERSAL DOCKING STATION**
-  **300lb / 3000lb 2" RECEIVER HITCH UPGRADE**
-  **15+ OUTLETS THROUGHOUT INTERIOR**
-  **TANKLESS WATER HEATER**
-  **DUCTLESS "EVENFLOW" HEATING SYSTEM (NO VENTS IN FLOOR)**
-  **35,000 BTU FURNACE**
-  **CHEF'S KITCHEN 30" STAINLESS MICRO AND RESIDENTIAL COOKTOP**
-  **50AMP CHARGE CONTROLLER & INVERTER PREP**
-  **16 CU FT 12V FRIDGE**
-  **370W SOLAR PANEL**

HIGHLIGHTED FEATURES



AXISTEP ROTATING STAIRS HELPS KEEP OUT PESKY LEAVES AND OTHER DEBRIS FROM DIRTYING YOUR RV

MOST COMPETING BRANDS CAN NOT REMOVE STEPS MAKING CLOSE PARKING IMPOSSIBLE WHEN THEY TRY TO LOWER THEIR STAIRS.



BEFORE

AXISTEP DOESN'T HAVE THIS PROBLEM. THE STAIRS CAN EASILY BE DETACHED TO ALLOW FOR TIGHT PARKING.



AFTER



MORRYDE CRE3000 SUSPENSION SYSTEM

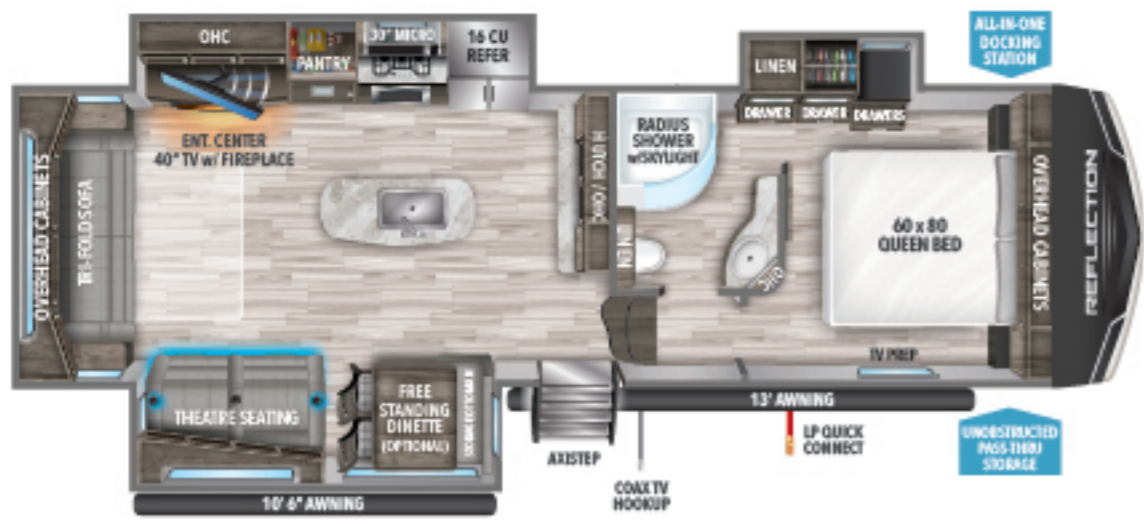
Smoother towing, improved towability and better protection from damaging road shock



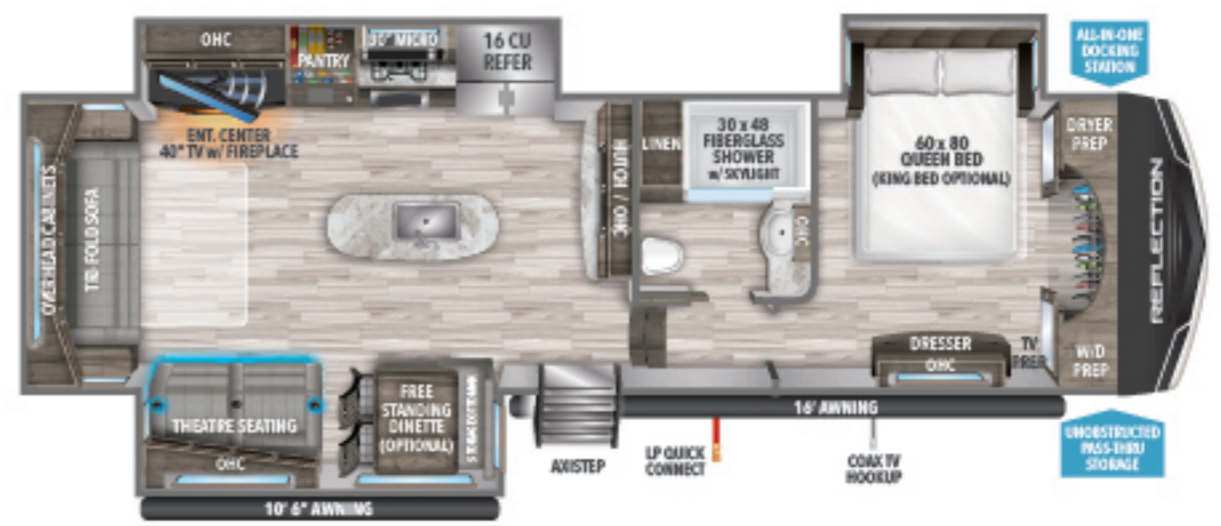
WINEGARD 360+ ANTENNA W/WIFI PREP

All-in-one solution for your Internet, TV, and FM signal needs!

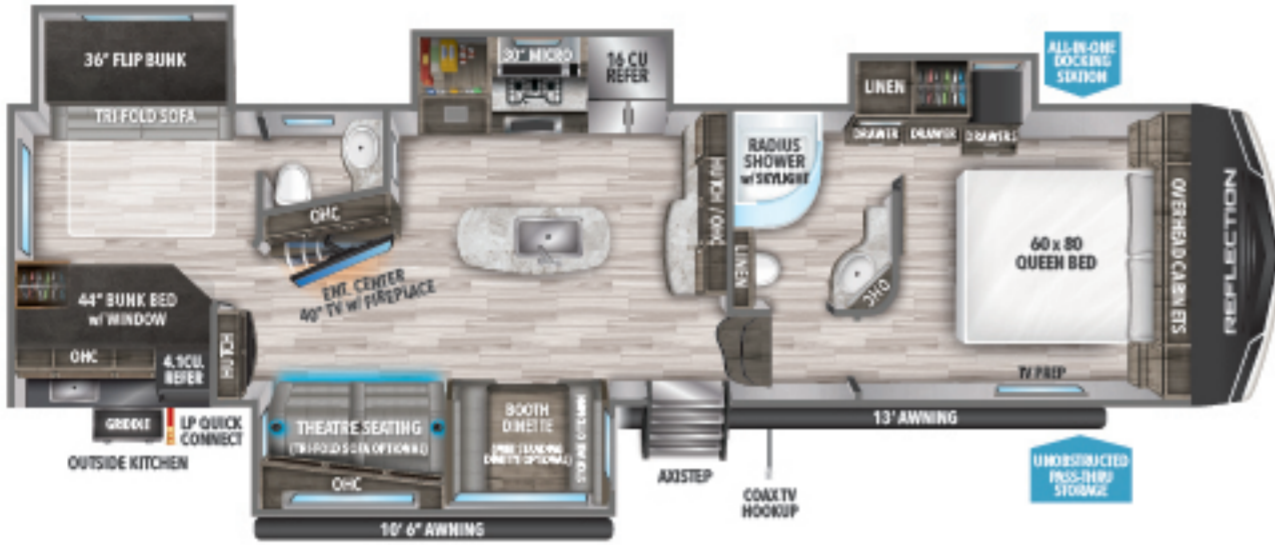
Because of our commitment to continuous product improvement, Grand Design Recreational Vehicles reserves the right to change components, standards, options, specifications, and materials without notice and at any time. Photos may show optional equipment which may not be included in the standard purchase price of the featured unit. Be sure to review current product details with your local dealer before purchasing. Rev 08.22.22



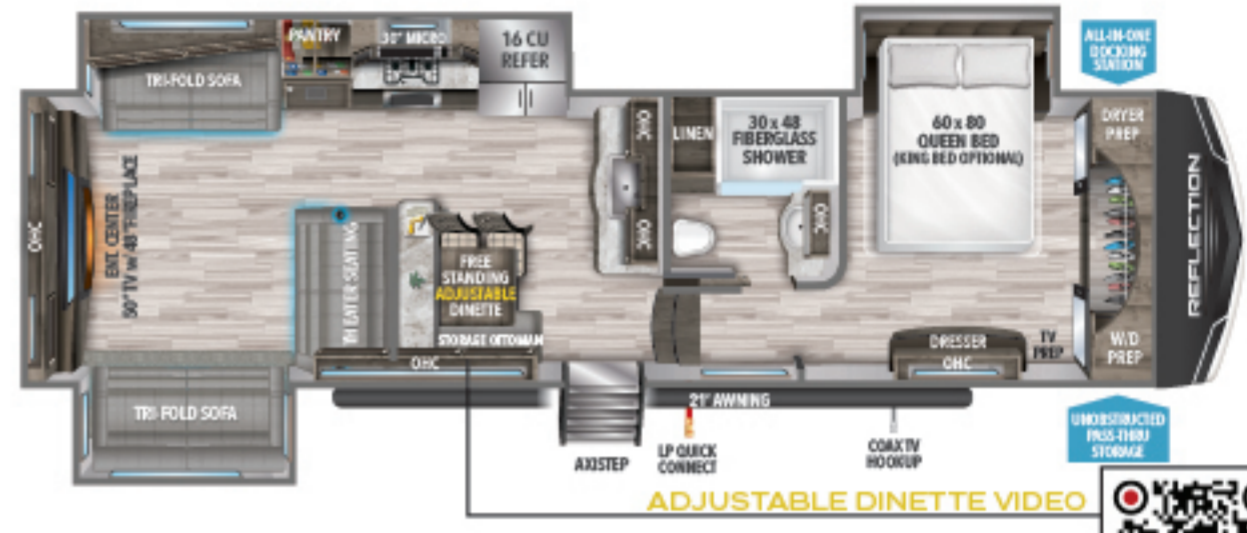
303RLS UVW¹ 9,854 HITCH¹ 1,882 LENGTH² 32' 9" HEIGHT³ 12' 3" CAPACITY 74 87 47



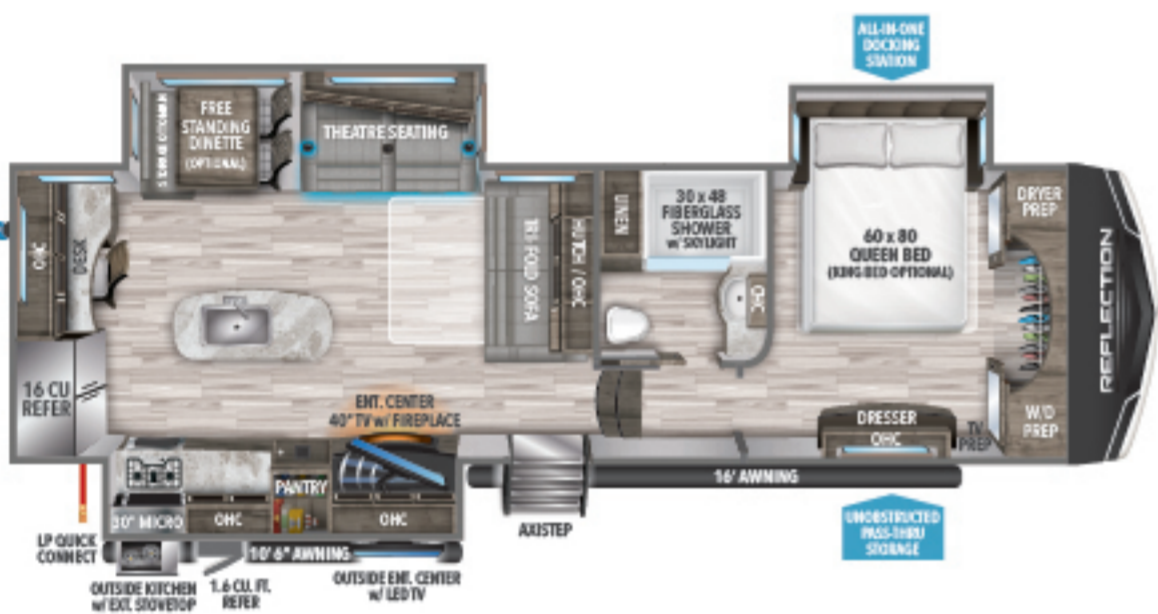
337RLS UVW¹ 10,877 HITCH¹ 2,205 LENGTH² 35' 6" HEIGHT³ 12' 6" CAPACITY 74 87 47



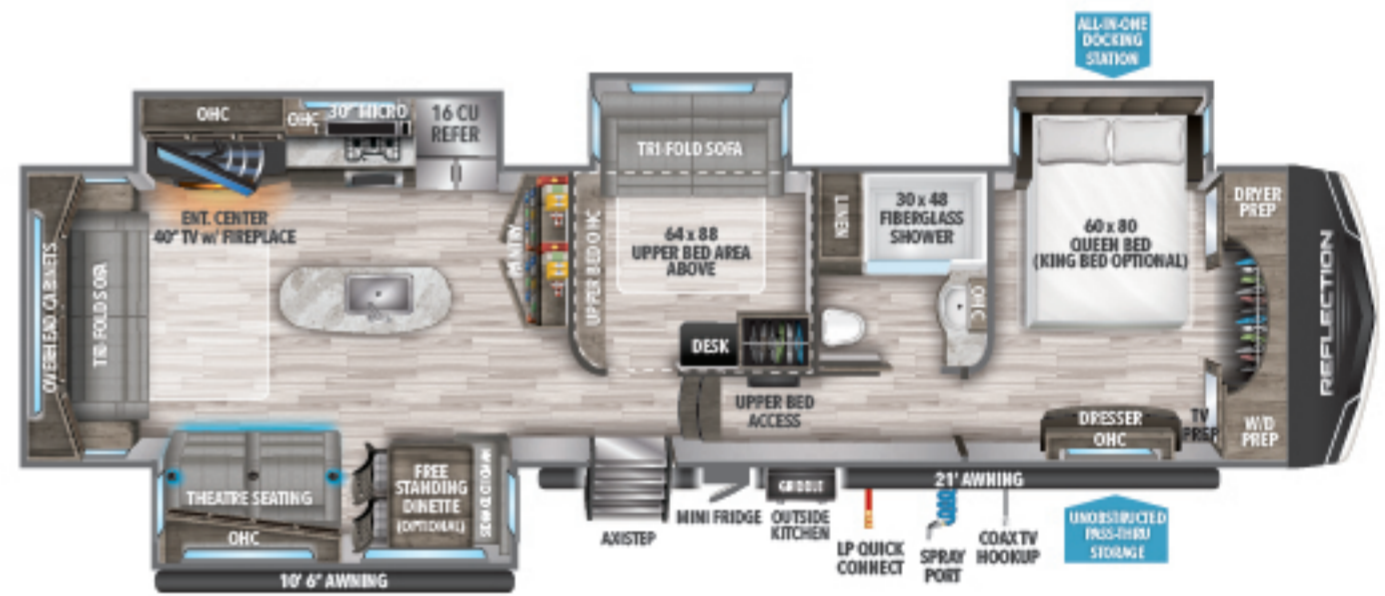
311BHS UVW¹ 11,377 HITCH¹ 2,340 LENGTH² 36' 10" HEIGHT³ 12' 3" CAPACITY 74 87 87



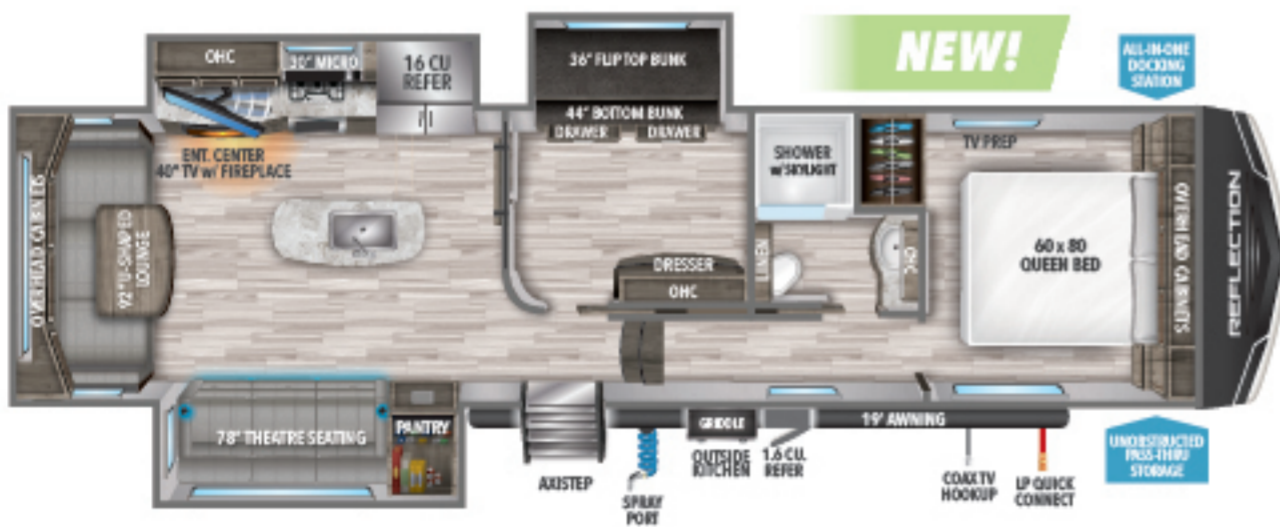
341RDS UVW¹ 10,865 HITCH¹ 2,050 LENGTH² 36' 11" HEIGHT³ 12' 6" CAPACITY 74 87 47



320MKS UVW¹ 10,721 HITCH¹ 2,104 LENGTH² 34' 8" HEIGHT³ 12' 6" CAPACITY 74 94 47



367BHS UVW¹ 12,552 HITCH¹ 2,461 LENGTH² 41' 0" HEIGHT³ 12' 8" CAPACITY 74 94 47



324MBS UVW¹ 11,065 HITCH¹ 1,975 LENGTH² 37' 0" HEIGHT³ 12' 3" CAPACITY 74 87 47



FOR MORE INFORMATION
SCAN THE QR CODE USING YOUR
MOBILE PHONE CAMERA APP

FLOORPLANS



CONSTRUCTION



BUILD & PRICE



GDRV4LIFE.com

COMMUNITIES, LATEST NEWS, RALLIES

¹ Based on average weight of the standard build. ² Hitch to rear ³ Listed height does not include 2nd AC.

WE STRIVE FOR NOTHING LESS THAN CUSTOMERS FOR LIFE!



Thank you for taking the time to tour our coach.

We would like to share what sets Grand Design RV apart from all other RV manufacturers and why this difference is important to you.

My close friends and I were part of an ownership team at a travel trailer, fifth wheel company that grew to become one of the largest RV manufacturers in the world. While proud of this accomplishment, it became difficult to stay in touch with customers, employees, and ultimately the quality of the final product. It became obvious, there was a better way.

In 2012 we started with a mission to build a better RV company. A company with a culture that desires a long-term, personal connection with customers, employees and dealers – that company became Grand Design RV. Our business model of doing the right thing has led us to many years of unparalleled growth.

At Grand Design we are customer centered and everything we do daily revolves around you. Our goal is simple – continue to lead the industry with quality, innovative products while striving to improve our customers' RV experience before, during and after their purchase. We strive for nothing less than customers for life and I would be honored to personally welcome you to the Grand Design family.

Warmest Regards,

President / CEO / Co-Founder

QUALITY IS NOT AN OPTION, IT'S A HABIT!

Since day one dealers have reported their satisfaction levels confidentially regarding reliability and quality, parts, warranty and sales and rated us among the highest-rated RV manufacturers for EVERY one of our product lines, EVERY year.



LONG TERM VALUE

Everything we do at our company is designed to build long-term value in what we offer our customers, "More features and superior value for your dollar."

CUSTOMER CENTERED

Our focus, from the very first day we opened our doors, revolves around our customers. Your satisfaction is our future. GDRV4Life!

STAYING CONNECTED

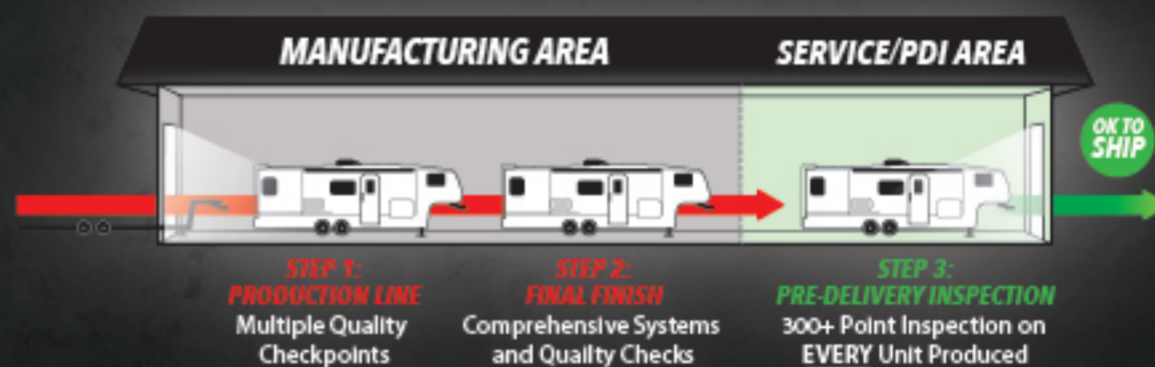
Magic happens when the CEO and Senior Management actively work with the production facilities to help build the team and develop products.

EXPERIENCED WORKFORCE

Our local workforce has been hand-picked and has an excellent reputation for second-to-none industry craftsmanship.

RAISING THE QUALITY BAR

We put every Grand Design RV through a series of quality inspection gates during the manufacturing process. Once completed, the unit undergoes a comprehensive "final finish" inspection. At this point, most manufacturers ship their coaches to the dealer for retail sale. We aren't most manufacturers. Every one of our coaches is moved to a PDI (Pre-Delivery Inspection) area where they are put through a rigorous 300+ point inspection checklist. It is only after this PDI that we certify a unit ready to ship to our dealers.



SUPERIOR SERVICE

Anything built by humans that travels down the open road is subject to issues. It's how those issues are addressed that makes Grand Design so special to our owners. Visit the independent owners page on Facebook (Grand Design RV Owners) and see for yourself. We take care of our customers after the sale. An informed customer will be a Grand Design customer!

CLASS LEADING WARRANTY

We back every one of our coaches with a 3-year limited structural warranty.

REV 08.22.22

GRAND DESIGN RV

Grand Design RV was created in 2012 and founded by current CEO, Don Clark and brothers Ron and Bill Fenech (Representing over 80 combined years of experience in the RV Industry).

11333 County Road 2 | Middlebury, IN 46540 | 574-825-8000 | GrandDesignRV.com