

ASPEN TRAILER TRAVEL TRAILERS



Make Every Journey Your Own



Each new day brings wonderment. The opportunity to discover something new. To pursue your dreams and fill your soul. This is the Soul of RVing.

MORE STANDARD FEATURES MORE VALUE

Everything we put into our innovative floorplans are designed to maximize storage and comfort. We don't stop there, to ensure peace of mind after the purchase we have the industry's best RV warranty, 100% pre-delivery inspection, and the leader in parts and service. While other manufacturers offer features as options, we prefer to make those same features standard.

We've built a reputation for bringing RV owners more standard features for less money for over 35 years, and it's a reputation we plan to keep.



100% Pre-Delivery Inspection

At Dutchmen, quality is standard. Every single RV that comes off the line receives its own pre-delivery inspection—a thorough 253-point check to ensure accurate measurements, as well as fully-functional electronics and components.



The Industry's Best RV Warranty

Our industry-best 3 Year Warranty means you don't have to wrangle over the details. We deliver value by clearly outlining the major components we back for the first three years.



The Leader In Parts & Service

Replacement parts. Routine checkups. Expert advice. We've got it all covered. When only the best RV services will suffice, our industry-leading parts and service department is ready to help you get back on the road—and stay there longer than ever before.

Tow Vehicle Disclaimer. CAUTION: Owners of Dutchmen recreational vehicles are solely responsible for the selection and proper use of tow vehicles. All customers should consult with a motor vehicle manufacturer or their dealer concerning the purchase and use of suitable tow vehicles for Dutchmen products. Dutchmen disclaims any liability or damages suffered as a result of the selection, operation, use or misuse of a tow vehicle. DUTCHMEN'S LIMITED WARRANTY DOES NOT COVER DAMAGE TO THE RECREATIONAL VEHICLE OR THE TOW VEHICLE AS A RESULT OF THE SELECTION, OPERATION, USE OR MISUSE OF THE TOW VEHICLE. REFERENCE DUTCHMEN MANUFACTURING OWNERS MANUAL FOR LIMITED WARRANTY DETAILS. © 2022 Dutchmen 10-17-2022-ASPEN TRAIL LE-MY 2023



ASPEN TRAIL LE



Dutchmen®

35TH ANNIVERSARY

Dutchmen began in 1988, this model year we are celebrating our 35th Anniversary. Our long term success comes from never losing focus on our core mission “We work for the customer”.

At Dutchmen we build a variety of floorplans to meet the needs of your family and lifestyle. More people than ever before are embracing the RV lifestyle, whether they are full timers, weekend warriors or just want to take the road less traveled and boondock.

Everything we put into our Aspen Trail is designed not only to help you hit the road in comfort and style, but to also help you make memories with family, friends, and fellow travelers along the way.

You will have peace of mind knowing we have OVER 300 Strong Nationwide Dealer Network across North America and our industry-leading service center in Goshen, Indiana. So rest assured no matter where your travels take you, the best-resourced RV manufacturing company in the world is behind you all the way.

As each new day unfolds and limitless adventure awaits, Rving is about immersing yourself in laughter and storytelling with family and friends around the campfire. For 35 years Dutchmen has been in the business of making memories. This is the Soul of the RV.



Dutchmen | ASPEN TRAIL LE

35 YEARS ANNIVERSARY PACKAGE

Standard on ALL Floorplans

SOLO ONEControl



The SOLO ONE Control allows complete control over many of your RV's most important functions through a mobile app. From awnings and lighting, water tanks, and more with just a touch of a button.



SAFETY

Receive custom notifications regarding your RV maintenance reminders and system status.



CONTROL

Conveniently control your lighting, slide-outs, and awnings from the palm of your hand.



ALERTS

Receive system status, low battery voltage, and tank levels.

REAR VIEW MONITOR CAMERA




ON-DEMAND TANKLESS WATER HEATER



DISCLAIMER: Product information is as accurate as possible as of the date of brochure publication. All features, floor plans and specifications in this brochure are subject to change without notice. Please consult Dutchmen's website at www.Dutchmen.com for current product information and specifications.

Not all features available on select floorplans. See dealer for details.

 To see more features, visit dutchmen.com



CONNECTION



Dutchmen | ASPEN TRAIL LE






Destination: Aspen Trail LE. Take the scenic route as your free to roam in the Aspen Trail LE. The Aspen Trail is feature rich in amenities with modern design touches, including a farm-style kitchen sink, underbelly LED lights, with contemporary style.

- **Aspen Trail Power Package** - Aspen Trail Power Stabilizers, Power Awning and Power Tongue Jack make setting up and breaking down your campsite a breeze.
- **Large Pass Through Storage** - Carry more camping gear and personal belongings with you.
- **Larger Interior Height** - 82" interior height allows for more head room and storage.



Standard features in every floor plan.



* Not all features available on Single Axle Models



To see more features, visit dutchmen.com



FEEL AT HOME FROM THE
FIRST MOMENT.



Interior Features:

With spacious floor plans and all the amenities of home,

- Residential Queen Bed
- Upgraded Residential Flooring
- LED Interior Lighting
- 3 Burner Range (Select Models)
- Galley Sink w/ High Rise Faucet
- Gas/Electric Refrigerator w/ 12V Option
- Full Extension Drawer Guides Throughout
- Over Sized Windows
- Blackout Night Shades Throughout
- AM/FM/MP3 Player
- Home Series Interior Design Collection



Titanium



Tungsten



Flooring



Woodgrain



Countertop





Exterior Features:

- Solar Power Prep
- Power Awning w/ LED Lights
- Power Stabilizer Jacks
- Power Tongue Jack
- Friction Hinge Entry Door
- Magnetic Baggage Door Catches
- Spare Tire
- High Output Furnace
- 30 Amp Power Cord
- Aluminum Steps (Main Entry Only)
- 13,500K Roof Mount A/C
- Rear View Camera
- Slide Out Toppers



To see more features,
visit dutchmen.com



ASPEN TRAIL LE

Choose how your next adventure unfolds.



ASPEN TRAIL LE 21RD
Length: 25' 11" Weight: 4,613 lbs. Sleeps: 3-4
Hitch: 601 lbs. Height: 10' 11"



ASPEN TRAIL LE 25BH
Length: 28' 8" Weight: 4,844 lbs. Sleeps: 3-4
Hitch: 498 lbs. Height: 10' 11"



ASPEN TRAIL LE 26BH
Length: 30' 8" Weight: 5,996 lbs. Sleeps: 3-4
Hitch: 822 lbs. Height: 11' 1"

*Length is defined as the distance from the centerline of hitch pin/coupler to rear bumper of trailer.

**Our weights represent how most units are built, inclusive of many commonly-ordered options.

***Fresh water capacity includes water heater capacity.

DISCLAIMER: Product information is as accurate as possible as of the date of brochure publication. All features, floor plans and specifications in this brochure are subject to change without notice. Please consult Dutchmen's website at www.Dutchmen.com for current product information and specifications.



All info & specs are for units manufactured after 10/3/2022

Choose how your next adventure unfolds.



ASPEN TRAIL LE 29BB
Length: 33' 10" Weight: 6,324 lbs. Sleeps: 4-6
Hitch: 807 lbs. Height: 11' 3"



ASPEN TRAIL LE 29BH
Length: 33' 3" Weight: 6,484 lbs. Sleeps: 3-4
Hitch: 821 lbs. Height: 11' 3"



ASPEN TRAIL LE 29DB
Length: 33' 3" Weight: 6,428 lbs. Sleeps: 3-4
Hitch: 760 lbs. Height: 11' 3"

*Length is defined as the distance from the centerline of hitch pin/coupler to rear bumper of trailer.

**Our weights represent how most units are built, inclusive of many commonly-ordered options.

***Fresh water capacity includes water heater capacity.

DISCLAIMER: Product information is as accurate as possible as of the date of brochure publication. All features, floor plans and specifications in this brochure are subject to change without notice. Please consult Dutchmen's website at www.Dutchmen.com for current product information and specifications.



All info & specs are for units manufactured after 10/3/2022



ASPEN TRAIL LE 1950BH
Length: 23' 5" Weight: 3,882 lbs. Sleeps: 3-4
Hitch: 511 lbs. Height: 9' 11"



ASPEN TRAIL LE 1980BH
Length: 20' 4" Weight: 4,396 lbs. Sleeps: 2-3
Hitch: 616 lbs. Height: 10' 9"

*Length is defined as the distance from the centerline of hitch pin/coupler to rear bumper of trailer.

**Our weights represent how most units are built, inclusive of many commonly-ordered options.

***Fresh water capacity includes water heater capacity.

DISCLAIMER: Product information is as accurate as possible as of the date of brochure publication. All features, floor plans and specifications in this brochure are subject to change without notice. Please consult Dutchmen's website at www.Dutchmen.com for current product information and specifications.



ASPEN TRAIL LE

Choose how your next adventure unfolds.



ASPEN TRAIL LE 17BH

Length: 21' 5" Weight: 3,069 lbs. Sleeps: 3-4
Hitch: 396 lbs. Height: 9' 2"



ASPEN TRAIL LE 17RB

Length: 21' 5" Weight: 2,946 lbs. Sleeps: 3-4
Hitch: 414 lbs. Height: 9' 4"

17 Series

INTERIOR FEATURES:

- Residential Queen Bed
- Upgraded Residential Flooring
- LED Interior Lighting
- 2 Burner Ranger
- Galley Sink w/ High Rise Faucet
- 3.3 cu. ft Gas/Electric Refrigerator
- Blackout Night Shades Throughout
- Fireplace

EXTERIOR FEATURES:

- Solar Prep
- Power Awning w/ LED Lights
- Power Stabilizer Jacks
- Power Tongue Jack
- 30 Amp Power Cord
- 35 Amp Converter
- 13,500K Roof Mount A/C

*Length is defined as the distance from the centerline of hitch pin/coupler to rear bumper of trailer.

**Our weights represent how most units are built, inclusive of many commonly-ordered options.

***Fresh water capacity includes water heater capacity.

DISCLAIMER: Product information is as accurate as possible as of the date of brochure publication. All features, floor plans and specifications in this brochure are subject to change without notice. Please consult Dutchmen's website at www.Dutchmen.com for current product information and specifications.



All info & specs are for units manufactured after 10/3/2022

Aspen Trail LE Specifications

Floorplan	Weights (lbs)			Tanks (Gallons)			Dimensions	
	Shipping Weight	Hitch Weight	Carrying Capacity	Fresh Water Capacity	Waste Water Capacity	Gray Water Capacity	Exterior Length	Exterior Height
17BH	3,069	396	849	27	28	28	21' 5"	9' 2"
17RB	2,946	414	904	27	28	28	21' 5"	9' 4"
1950BH	3,882	511	958	27	28	28	23' 5"	9' 11"
1980BH	4,396	616	TBD	21	28	28	20' 4"	10' 9"
21RD	4,613	601	2,987	46	42	42	25' 11"	10' 11"
25BH	4,844	498	2,756	27	42	42	28' 8"	10' 11"
26BH	5,996	822	1,604	27	42	42	30' 10"	11' 1"
29BB	6,324	807	2,476	45	42	42	33' 10"	11' 3"
29BH	6,484	821	2,316	46	42	42	33' 3"	11' 3"
29DB	6,428	760	2,372	46	42	42	33' 3"	11' 3"

*Length is defined as the distance from the centerline of hitch pin/coupler to rear bumper of trailer.

**Our weights represent how most units are built, inclusive of many commonly-ordered options.

***Fresh water capacity includes water heater capacity.

DISCLAIMER: Product information is as accurate as possible as of the date of brochure publication. All features, floor plans and specifications in this brochure are subject to change without notice. Please consult Dutchmen's website at www.Dutchmen.com for current product information and specifications.



All info & specs are for units manufactured after 10/3/2022



ASPEN TRAIL LE

Choose how your next adventure unfolds.



ASPEN TRAIL 24BHWE
Length: 28' 8" **Weight:** 4,772 lbs. **Sleeps:** 3-4
Hitch: 574 lbs. **Height:** 10' 7"



ASPEN TRAIL 26BHWE
Length: 30' 9" **Weight:** 5,988 lbs. **Sleeps:** 3-4
Hitch: 805 lbs. **Height:** 11' 4"

Aspen Trail LE West Coast Specifications

Floorplan	Weights (lbs)			Tanks (Gallons)			Dimensions	
	Shipping Weight	Hitch Weight	Carrying Capacity	Fresh Water Capacity	Waste Water Capacity	Gray Water Capacity	Exterior Length	Exterior Height
24BHWE	4,772	574	3,337	52	38	38	28' 8"	10' 7"
26BHWE	5,988	805	1,612	52	38	38	30' 9"	11' 4"

*Length is defined as the distance from the centerline of hitch pin/coupler to rear bumper of trailer.

**Our weights represent how most units are built, inclusive of many commonly-ordered options.

***Fresh water capacity includes water heater capacity.

DISCLAIMER: Product information is as accurate as possible as of the date of brochure publication. All features, floor plans and specifications in this brochure are subject to change without notice. Please consult Dutchmen's website at www.Dutchmen.com for current product information and specifications.

i All info & specs are for units manufactured after 10/3/2022

See the DUTCHMEN® Construction Advantage.

We put a great amount of thought into every RV we design and build. From strong frames, to sturdy walls and insulation, we build every RV to take you on many adventures to come.



Durable Roof Structure


- 1 TPO Roof
- 2 3/8" Decking
- 3 Fiberglass Insulation
- 4 Lauan Interior Panel

Insulated Structure

- 1 Metal Exterior Panel
- 2 Wood Frame with R7 Thermal Insulation
- 3 Lauan Interior Panel



 blade



Blade Air Flow System

This design reduces air turbulence and noise accelerating airflow with duct elbows and wyes that feature enlarged inlets and narrow as they push cooled air from the AC through the length of the ducting.

(On Ducted AC Models Only)

 To see more features, visit dutchmen.com



Make the DUTCHMEN® Connection.

Connect with other RVers in the Dutchmen community. Sharing adventures is a great way to get inspired and get on the road. Gather 'round our social media campfires with us—and be sure to follow us so we can share with you!

[dutchmen.com](https://www.dutchmen.com)



Visit us online to see all the Dutchmen brands, innovative models, and spacious floor plans.

CONTACT SALES: 574.537.0600

PO BOX 2000 | 2164 CARAGANA COURT | GOSHEN, IN 46527