




  
ASPEN TRAIL  
TRAVEL TRAILERS

Make Every Journey Your Own

  
**Dutchmen**<sup>®</sup>  
THE SOUL OF RVING



**Each new day brings wonderment. The opportunity to discover something new. To pursue your dreams and fill your soul. This is the Soul of RVing.**

# MORE STANDARD FEATURES MORE VALUE

Everything we put into our innovative floorplans are designed to maximize storage and comfort. We don't stop there, to ensure peace of mind after the purchase we have the industry's best RV warranty, 100% pre-delivery inspection, and the leader in parts and service. While other manufacturers offer features as options, we prefer to make those same features standard.

We've built a reputation for bringing RV owners more standard features for less money for over 35 years, and it's a reputation we plan to keep.



## 100% Pre-Delivery Inspection

At Dutchmen, quality is standard. Every single RV that comes off the line receives its own pre-delivery inspection—a thorough 253-point check to ensure accurate measurements, as well as fully-functional electronics and components.



## The Industry's Best RV Warranty

Our industry-best 3 Year Warranty means you don't have to wrangle over the details. We deliver value by clearly outlining the major components we back for the first three years.



## The Leader In Parts & Service

Replacement parts. Routine checkups. Expert advice. We've got it all covered. When only the best RV services will suffice, our industry-leading parts and service department is ready to help you get back on the road—and stay there longer than ever before.

**Tow Vehicle Disclaimer.** CAUTION: Owners of Dutchmen recreational vehicles are solely responsible for the selection and proper use of tow vehicles. All customers should consult with a motor vehicle manufacturer or their dealer concerning the purchase and use of suitable tow vehicles for Dutchmen products. Dutchmen disclaims any liability or damages suffered as a result of the selection, operation, use or misuse of a tow vehicle. DUTCHMEN'S LIMITED WARRANTY DOES NOT COVER DAMAGE TO THE RECREATIONAL VEHICLE OR THE TOW VEHICLE AS A RESULT OF THE SELECTION, OPERATION, USE OR MISUSE OF THE TOW VEHICLE. REFERENCE DUTCHMEN MANUFACTURING OWNERS MANUAL FOR LIMITED WARRANTY DETAILS. © 2022 Dutchmen 9-1-2022-ASPEN TRAIL. MY 2023



# Dutchmen<sup>®</sup>

## 35<sup>TH</sup> ANNIVERSARY

Dutchmen began in 1988, this model year we are celebrating our 35th Anniversary. Our long term success comes from never losing focus on our core mission “We work for the customer”.

At Dutchmen we build a variety of floorplans to meet the needs of your family and lifestyle. More people than ever before are embracing the RV lifestyle, whether they are full timers, weekend warriors or just want to take the road less traveled and boondock. With more standard features than its competitors and a focus on quality, value, and design, you will feel at home from the first moment.

Everything we put into our Aspen Trail is designed not only to help you hit the road in comfort and style, but to also help you make memories with family, friends, and fellow travelers along the way.

You will have peace of mind knowing we have OVER 300 Strong Nationwide Dealer Network across North America and our industry-leading service center in Goshen, Indiana. So rest assured no matter where your travels take you, the best-resourced RV manufacturing company in the world is behind you all the way.

As each new day unfolds and limitless adventure awaits, Rving is about immersing yourself in laughter and storytelling with family and friends around the campfire. For 35 years Dutchmen has been in the business of making memories. This is the Soul of the RV.



**Destination: Aspen Trail** has the most dynamic range of floorplan options to fit any camping style. With more standard features than its competitors and a focus on quality, value, and design, Aspen Trail delivers the best RV in its class. Whether your trail leads across this great country or simply a staycation, the Aspen Trail is your base camp.

- **Aspen Trail Power Package** - Aspen Trail Power Stabilizers, Power Awning and Power Tongue Jack make setting up and breaking down your campsite a breeze.
- **Fully Enclosed Underbelly** - all of your RVs vital functions are kept out of the elements. Plus, this extra layer of protection means you can travel further into the year.
- **Aluminum Steps** - stability you need when coming and going from your Aspen Trail. Easy to expand and store away, these aluminum steps deliver a sound platform.



To see more features, visit [dutchmen.com](https://dutchmen.com)

## Standard features in every floor plan.



Power Stabilizer Jacks



Power Tongue Jack



Fireplace



Dual 20lb Propane Tanks




Queen Bed



Backup Camera Prep

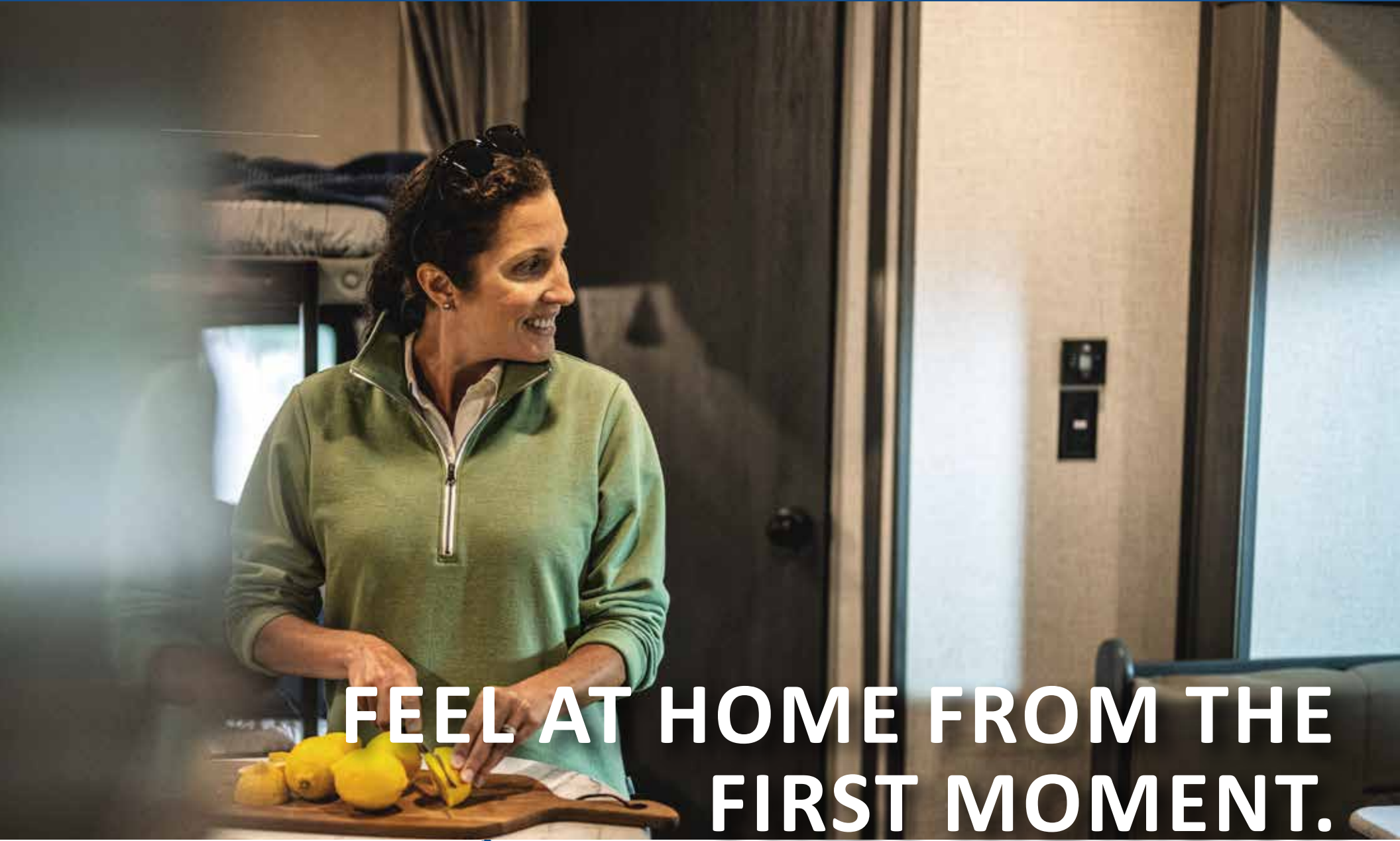


Prepped for WIFI 4G LTE



Solar Prep





**FEEL AT HOME FROM THE  
FIRST MOMENT.**

# 35 YEARS ANNIVERSARY PACKAGE

Standard on ALL Floorplans

## SOLO ONE Control



The SOLO ONE Control allows complete control over many of your RV's most important functions through a mobile app. From awnings and lighting, water tanks, and more with just a touch of a button.



### SAFETY

Receive custom notifications regarding your RV maintenance reminders and system status.



### CONTROL

Conveniently control your lighting, slide-outs, and awnings from the palm of your hand.



### ALERTS

Receive system status, low battery voltage, and tank levels.

### SLIDE-OUT TOPPERS



### ON-DEMAND TANKLESS WATER HEATER



DISCLAIMER: Product information is as accurate as possible as of the date of brochure publication. All features, floor plans and specifications in this brochure are subject to change without notice. Please consult Dutchmen's website at [www.Dutchmen.com](http://www.Dutchmen.com) for current product information and specifications.



To see more features, visit [dutchmen.com](http://dutchmen.com)





## Interior Features:

With spacious floor plans and all the amenities of home,

- Queen Bed
- Central Command Center
- Upgraded Beauflor Lino
- LED Interior Lighting
- Seamless Countertops
- High Rise Faucet
- 3 Burner Range w/ Oven and Glass Cover
- Microwave
- Stainless Steel Single Bowl Farm Sink
- 10 cu. ft. 12 Volt Refrigerator
- Optional 8 cu. ft. Gas/Electric Refrigerator
- Range Hood w/ Light and Exhaust Fan
- Blackout Roller Shades in Slide Out
- LED Fireplace (Slide Out Models)
- 13,500-BTU A/C (Optional 15K BTU)
- High Output Furnace
- On-Demand Tankless Water Heater



Titanium



Tungsten



Flooring



Woodgrain



Countertop

# Choose how your next adventure unfolds.



## ASPEN TRAIL 2260RBS

Length: 26' 11" Weight: 5,577 lbs. Sleeps: 3-4  
Hitch: 565 lbs. Height: 11' 3"



## ASPEN TRAIL 2550BHS

Length: 29' 6" Weight: 6,018 lbs. Sleeps: 3-4  
Hitch: 630 lbs. Height: 11' 3"



## ASPEN TRAIL 2560RKS

Length: 29' 9" Weight: 6,164 lbs. Sleeps: 3-4  
Hitch: 770 lbs. Height: 11' 3"



## ASPEN TRAIL 2790BHS

Length: 32' 1" Weight: 6,620 lbs. Sleeps: 3-4  
Hitch: 635 lbs. Height: 11' 3"

\*Length is defined as the distance from the centerline of hitch pin/coupler to rear bumper of trailer.

\*\*Our weights represent how most units are built, inclusive of many commonly-ordered options.

\*\*\*Fresh water capacity includes water heater capacity.

DISCLAIMER: Product information is as accurate as possible as of the date of brochure publication. All features, floor plans and specifications in this brochure are subject to change without notice. Please consult Dutchmen's website at [www.Dutchmen.com](http://www.Dutchmen.com) for current product information and specifications.



All info & specs are for units manufactured after 9/3/2022

# Choose how your next adventure unfolds.



## ASPEN TRAIL 2850BHS

Length: 32' 11" Weight: 6,720 lbs. Sleeps: 3-4  
Hitch: 727 lbs. Height: 11' 3"



## ASPEN TRAIL 2860RLS

Length: 32' 11" Weight: 6,535 lbs. Sleeps: 3-4  
Hitch: 734 lbs. Height: 11' 3"



## ASPEN TRAIL 2880RKS

Length: 33' 1" Weight: 6,741 lbs. Sleeps: 3-4  
Hitch: 679 lbs. Height: 11' 2"

\*Length is defined as the distance from the centerline of hitch pin/coupler to rear bumper of trailer.

\*\*Our weights represent how most units are built, inclusive of many commonly-ordered options.

\*\*\*Fresh water capacity includes water heater capacity.

DISCLAIMER: Product information is as accurate as possible as of the date of brochure publication. All features, floor plans and specifications in this brochure are subject to change without notice. Please consult Dutchmen's website at [www.Dutchmen.com](http://www.Dutchmen.com) for current product information and specifications.



All info & specs are for units manufactured after 9/3/2022

# Choose how your next adventure unfolds.



## ASPEN TRAIL 2910BHS

Length: 33' 3" Weight: 6,639 lbs. Sleeps: 3-4  
Hitch: 782 lbs. Height: 11' 3"



## ASPEN TRAIL 3020BHS

Length: 34' 6" Weight: 7,048 lbs. Sleeps: 3-4  
Hitch: 909 lbs. Height: 11' 4"



## ASPEN TRAIL 3120BHS

Length: 35' 1" Weight: 7,002 lbs. Sleeps: 3-4  
Hitch: 884 lbs. Height: 11' 3"

\*Length is defined as the distance from the centerline of hitch pin/coupler to rear bumper of trailer.

\*\*Our weights represent how most units are built, inclusive of many commonly-ordered options.

\*\*\*Fresh water capacity includes water heater capacity.

DISCLAIMER: Product information is as accurate as possible as of the date of brochure publication. All features, floor plans and specifications in this brochure are subject to change without notice. Please consult Dutchmen's website at [www.Dutchmen.com](http://www.Dutchmen.com) for current product information and specifications.



All info & specs are for units manufactured after 9/3/2022

# Choose how your next adventure unfolds.



## ASPEN TRAIL 3210BHDS

Length: 36' 10" Weight: 7,896 lbs. Sleeps: 3-4  
Hitch: 1,075 lbs. Height: 11' 4"



## ASPEN TRAIL 3230BHDS

Length: 36' 3" Weight: 8,166 lbs. Sleeps: 3-4  
Hitch: 884 lbs. Height: 11' 6"



## ASPEN TRAIL 3280BHDS

Length: 36' 3" Weight: 7,089 lbs. Sleeps: 3-4  
Hitch: 936 lbs. Height: 11' 6"

\*Length is defined as the distance from the centerline of hitch pin/coupler to rear bumper of trailer.

\*\*Our weights represent how most units are built, inclusive of many commonly-ordered options.

\*\*\*Fresh water capacity includes water heater capacity.

DISCLAIMER: Product information is as accurate as possible as of the date of brochure publication. All features, floor plans and specifications in this brochure are subject to change without notice. Please consult Dutchmen's website at [www.Dutchmen.com](http://www.Dutchmen.com) for current product information and specifications.



All info & specs are for units manufactured after 9/3/2022



ASPEN TRAIL

# Aspen Trail Specifications

Floorplan	Weights (lbs)			Tanks (Gallons)			Dimensions	
	Shipping Weight	Hitch Weight	Carrying Capacity	Fresh Water Capacity	Waste Water Capacity	Gray Water Capacity	Exterior Length	Exterior Height
2260RBS	5,577	565	2,023	46	42	42	26' 11"	11' 3"
2550BHS	6,018	630	1,582	46	42	84	29' 6"	11' 3"
2560RKS	6,164	770	2,636	46	42	84	29'9"	11'3"
2790BHS	6,620	635	2,180	46	42	84	32' 1"	11' 3"
2850BHS	6,720	727	2,080	46	42	84	32' 11"	11' 3"
2860RLS	6,535	734	2,265	46	42	42	32' 11"	11' 3"
2880RKS	6,697	679	2,059	46	42	84	33' 1"	11' 2"
2910BHS	6,639	782	2,161	46	42	42	33' 3"	11' 3"
3020BHS	7,048	909	2,632	46	84	84	34' 6"	11' 4"
3120BHS	7,002	884	1,798	46	42	84	35' 1"	11' 3"
3210BHDS	7,896	1,075	1,784	46	42	42	36' 10"	11' 4"
3230BHS	8,166	1,008	1,798	46	42	42	36' 3"	11' 6"
3280BHS	7,089	936	1,711	46	42	42	36' 3"	11" 6"

\*\*\*Fresh water capacity includes water heater capacity.

DISCLAIMER: Product information is as accurate as possible as of the date of brochure publication. All features, floor plans and specifications in this brochure are subject to change without notice. Please consult Dutchmen's website at [www.Dutchmen.com](http://www.Dutchmen.com) for current product information and specifications.



All info & specs are for units manufactured after 9/3/2022



ASPEN TRAIL



**CRAFTED FOR  
YOUR LIFESTYLE**



Select floor plans

## Exterior Features:

- Mega Pass Thru Storage Compartment w/ LED Light
- Radial Tires
- Solar Power Prep
- Aluminum Entry Steps (Main Entry Only)
- Diamond Plate Rock Guard
- Power Awning w/ LED Light
- Black Tank Flush
- Outside Shower
- Power Stabilizers
- Smooth Metal Front End
- Fully Enclosed Underbelly
- Slide-out Toppers
- Rear View Backup Camera




To see more features, visit [dutchmen.com](http://dutchmen.com)



# See the DUTCHMEN® Construction Advantage.

We put a great amount of thought into every RV we design and build. From strong frames, to sturdy walls and insulation, we build every RV to take you on many adventures to come.



## Durable Roof Structure

- 1 TPO Roof
- 2 3/8" Decking
- 3 Fiberglass Insulation
- 4 Lauan Interior Panel

## Insulated Structure


- 1 Metal Exterior Panel
- 2 Wood Frame with R7 Thermal Insulation
- 3 Lauan Interior Panel



## Floor Structure

- 1 Darco Moisture Barrier
- 2 Steel Powder Coated Main Frame
- 3 Fully Enclosed Underbelly



 To see more features, visit [dutchmen.com](http://dutchmen.com)



## Make the DUTCHMEN® Connection.

Connect with other RVers in the Dutchmen community. Sharing adventures is a great way to get inspired and get on the road. Gather 'round our social media campfires with us—and be sure to follow us so we can share with you!

[dutchmen.com](https://www.dutchmen.com)



Visit us online to see all the Dutchmen brands, innovative models, and spacious floor plans.

CONTACT SALES: 574.537.0600

PO BOX 2000 | 2164 CARAGANA COURT | GOSHEN, IN 46527