



IMPACT

BRACE FOR IMPACT



**LEADERS
IN INNOVATION**

KEYSTONERV.COM/IMPACT




IMPACT

BRACE FOR IMPACT



**LEADERS
IN INNOVATION**

KEYSTONERV.COM/IMPACT



A DIFFERENCE YOU CAN FEEL

- › 3/4 TON RESIDENTIAL A/C, EQUIVALENT TO 16200 BTU'S
- › MOST ENERGY EFFICIENT, HIGHEST PERFORMING SYSTEM AVAILABLE
- › RUN 2 A/C'S ON A 30-AMP SERVICE W/ POWER TO SPARE
- › RESIDENTIAL STYLE SYSTEM ACHIEVES 15% GREATER AIRFLOW



TUF-LOK THERMOPLASTIC COUPLERS FORM A PERMANENT, CRUSH-RESISTANT SEAL IN YOUR RV'S AIR-CONDITIONING DUCT

- › Securely joins ductwork and air-conditioning units
- › Crush-resistant design won't pull apart due to rough roads, heat and stress
- › Drastically reduces chilled-air leakage to boost cooling efficiency and comfort



FRAMELESS WINDOWS

Every Impact trailer and fifth wheel comes standard with frameless windows. Not only do they look better but also keep your unit dry on rainy days.



5K INTER-LOCK SYSTEM

Impact's 5K Interlock system is the most rugged, toughest tie-down you can find in any toy hauler. Welded into the frame, each tie down can support 5000 pounds. Because your toys are important, be sure your new toy hauler is an Impact with the 5K Interlock system.



G-RANGE TIRES WITH ALL STEEL TIRE CONSTRUCTION

Impact FW's are standard with G-Range tires to provide a maximum tire load of 4080 lbs at 110psi. G-range tires have steel belts in the tread and sidewall for less flexing and the lateral ribbed tread provides low rolling resistance for better heat dissipation in all positions.



8 CUBIC FOOT REFRIGERATOR


Keep things cool even off the beaten path with Impact's 8 cu. ft. refrigerator. Our refrigerators offer versatile interior storage space with easy to read electronic controls at eye level. The efficient climate control system saves energy, and helps prevent condensation.



COLLAPSIBLE ROLL-OVER SOFA SYSTEM

Whether you need the extra height or width, the decision is yours. Impact delivers total versatility when it comes to your storage needs. Collapse the sofas to the side to get 90" height clearance, fold the sofa's in the upright position and get 79" height clearance.





A DIFFERENCE YOU CAN FEEL

- » 3/4 TON RESIDENTIAL A/C, EQUIVALENT TO 16200 BTU'S
- » MOST ENERGY EFFICIENT, HIGHEST PERFORMING SYSTEM AVAILABLE
- » RUN 2 A/C'S ON A 30-AMP SERVICE W/ POWER TO SPARE
- » RESIDENTIAL STYLE SYSTEM ACHIEVES 15% GREATER AIRFLOW



TUF-LOK THERMOPLASTIC COUPLERS FORM A PERMANENT, CRUSH-RESISTANT SEAL IN YOUR RV'S AIR-CONDITIONING DUCT

- » Securely joins ductwork and air-conditioning units
- » Crush-resistant design won't pull apart due to rough roads, heat and stress
- » Drastically reduces chilled-air leakage to boost cooling efficiency and comfort



FRAMELESS WINDOWS

Every Impact trailer and fifth wheel comes standard with frameless windows. Not only do they look better but also keep your unit dry on rainy days.



5K INTER-LOCK SYSTEM

Impact's 5K Interlock system is the most rugged, toughest tie-down you can find in any toy hauler. Welded into the frame, each tie down can support 5000 pounds. Because your toys are important, be sure your new toy hauler is an Impact with the 5K Interlock system.



G-RANGE TIRES WITH ALL STEEL TIRE CONSTRUCTION

Impact FW's are standard with G-Range tires to provide a maximum tire load of 4080 lbs at 110psi. G-range tires have steel belts in the tread and sidewall for less flexing and the lateral ribbed tread provides low rolling resistance for better heat dissipation in all positions.



8 CUBIC FOOT REFRIGERATOR

Keep things cool even off the beaten path with Impact's 8 cu. ft. refrigerator. Our refrigerators offer versatile interior storage space with easy to read electronic controls at eye level. The efficient climate control system saves energy, and helps prevent condensation.



COLLAPSIBLE ROLL-OVER SOFA SYSTEM

Whether you need the extra height or width, the decision is yours. Impact delivers total versatility when it comes to your storage needs. Collapse the sofas to the side to get 90" height clearance, fold the sofa's in the upright position and get 79" height clearance.





FAST TRACK PATIO SYSTEM 2.0

Impact's exclusive Fast Track Patio System makes it easy to set up your toy hauler patio in under 1 minute. Because the patio rails are not attached to the ramp, the door is lighter and easier to open and close. Plus, unloading your toys is now so simple.

By not attaching the patio to the ramp door, this makes the ramp door approximately 60 pounds lighter and much easier to open and close than the patios with the old fashioned systems.



IMPACT SKY-DOME

Transforms available daylight into a natural light source for your living area. The Impact Sky-Dome allows balanced daylight to illuminate your interior evenly without an unwanted hot-spot. Making your RV experience brighter and healthier.



DEDICATED 50 AMP SERVICE

Impact TT's and FW's include 50 AMP service standard. This feature offers all the juice you need to power all your appliances. It really comes in handy when powering the AC in hot climates, and keeping the unit warm in the cooler months. You won't have to sacrifice any electricity with Impact. *N/A on 26V



6-POINT HYDRAULIC LEVEL UP (FW)

Level Up's patented technology not only achieves front-to-rear level, but side-to-side level as well. The other issue is stability. Level Up's patented 6-point system adds a pair of aluminum leveling jacks before the front axles which dramatically reduces the rocking issues RV'ers face.



7,000 LB. DEXTER AXLES WITH 5 YR. WARRANTY

You can ride with confidence knowing that your Impact is on a dependable and certified ISO 9001 axle. Offering the strongest axle warranty available. Every Impact rides on one of America's most trusted brands.



90"
GARAGE HEIGHT

WITH SOFA'S ROLLED TO THE SIDE

79"
GARAGE HEIGHT

WITH SOFA'S IN THE UPRIGHT POSITION



FAST TRACK PATIO SYSTEM 2.0

Impact's exclusive Fast Track Patio System makes it easy to set up your toy hauler patio in under 1 minute. Because the patio rails are not attached to the ramp, the door is lighter and easier to open and close. Plus, unloading your toys is now so simple.

By not attaching the patio to the ramp door, this makes the ramp door approximately 60 pounds lighter and much easier to open and close than the patios with the old fashioned systems.



IMPACT SKY-DOME

Transforms available daylight into a natural light source for your living area. The Impact Sky-Dome allows balanced daylight to illuminate your interior evenly without an unwanted hot-spot. Making your RV experience brighter and healthier.



DEDICATED 50 AMP SERVICE

Impact TT's and FW's include 50 AMP service standard. This feature offers all the juice you need to power all your appliances. It really comes in handy when powering the AC in hot climates, and keeping the unit warm in the cooler months. You won't have to sacrifice any electricity with Impact. *N/A on 26V



6-POINT HYDRAULIC LEVEL UP (FW)

Level Up's patented technology not only achieves front-to-rear level, but side-to-side level as well. The other issue is stability. Level Up's patented 6-point system adds a pair of aluminum leveling jacks before the front axles which dramatically reduces the rocking issues RV'ers face.



7,000 LB. DEXTER AXLES WITH 5 YR. WARRANTY

You can ride with confidence knowing that your Impact is on a dependable and certified ISO 9001 axle. Offering the strongest axle warranty available. Every Impact rides on one of America's most trusted brands.



90"

GARAGE HEIGHT

WITH SOFA'S ROLLED TO THE SIDE

79"

GARAGE HEIGHT

WITH SOFA'S IN THE UPRIGHT POSITION

VAPOR LITE



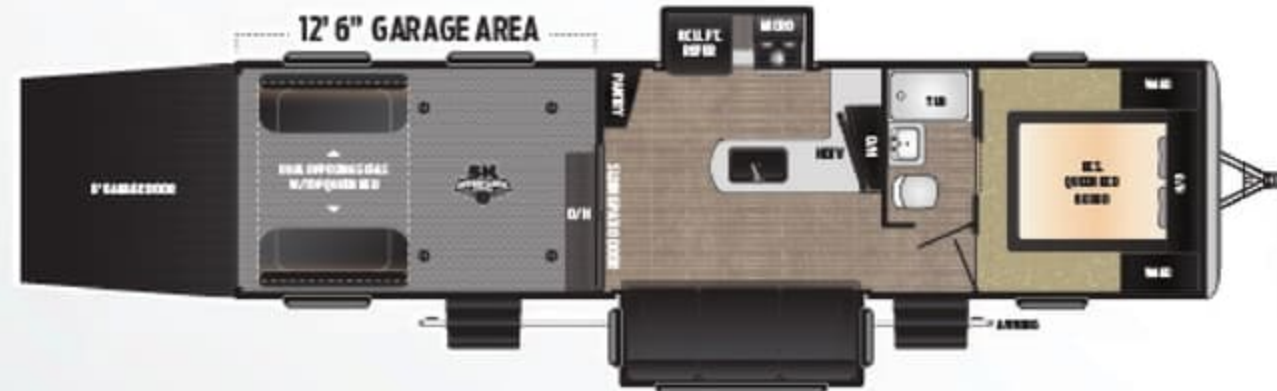
WEIGHT	CC	HITCH	FRESH WATER	WASTE WATER	GRAY WATER	LPG	LENGTH*	HEIGHT	GARAGE	
6196	6004	1040	60	30	30	60	30' 6"	12' 2"	10'	26V



WEIGHT	CC	HITCH	FRESH WATER	WASTE WATER	GRAY WATER	LPG	LENGTH*	HEIGHT	GARAGE	
8420	4080	1360	104	30	30	60	35' 6"	12' 4"	18' 5"	3118



WEIGHT	CC	HITCH	FRESH WATER	WASTE WATER	GRAY WATER	LPG	LENGTH*	HEIGHT	GARAGE	
7060	4150	1130	60	30	30	60	32' 8"	12' 2"	9' 6"	28V



WEIGHT	CC	HITCH	FRESH WATER	WASTE WATER	GRAY WATER	LPG	LENGTH*	HEIGHT	GARAGE	
8185	3815	1415	104	30	60	60	37' 6"	12' 4"	12' 6"	330

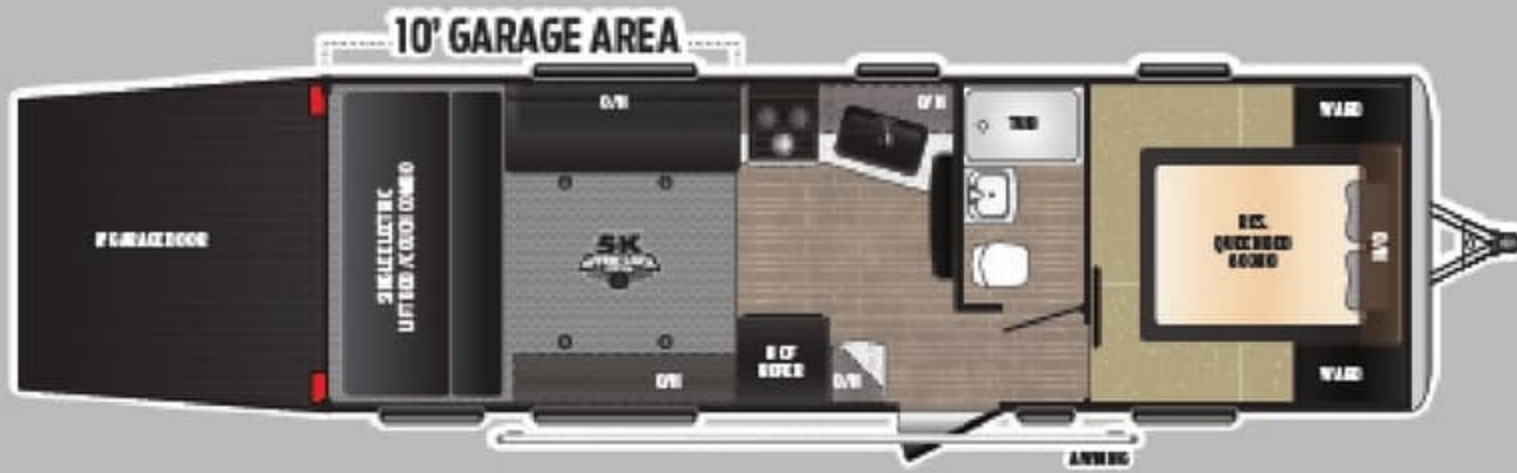


WEIGHT	CC	HITCH	FRESH WATER	WASTE WATER	GRAY WATER	LPG	LENGTH*	HEIGHT	GARAGE	
7722	3588	1160	60	30	60	60	33' 10"	12' 2"	10'	29V



WEIGHT	CC	HITCH	FRESH WATER	WASTE WATER	GRAY WATER	LPG	LENGTH*	HEIGHT	GARAGE	
8648	3452	1600	104	60	60	60	37' 6"	12' 4"	12'	332

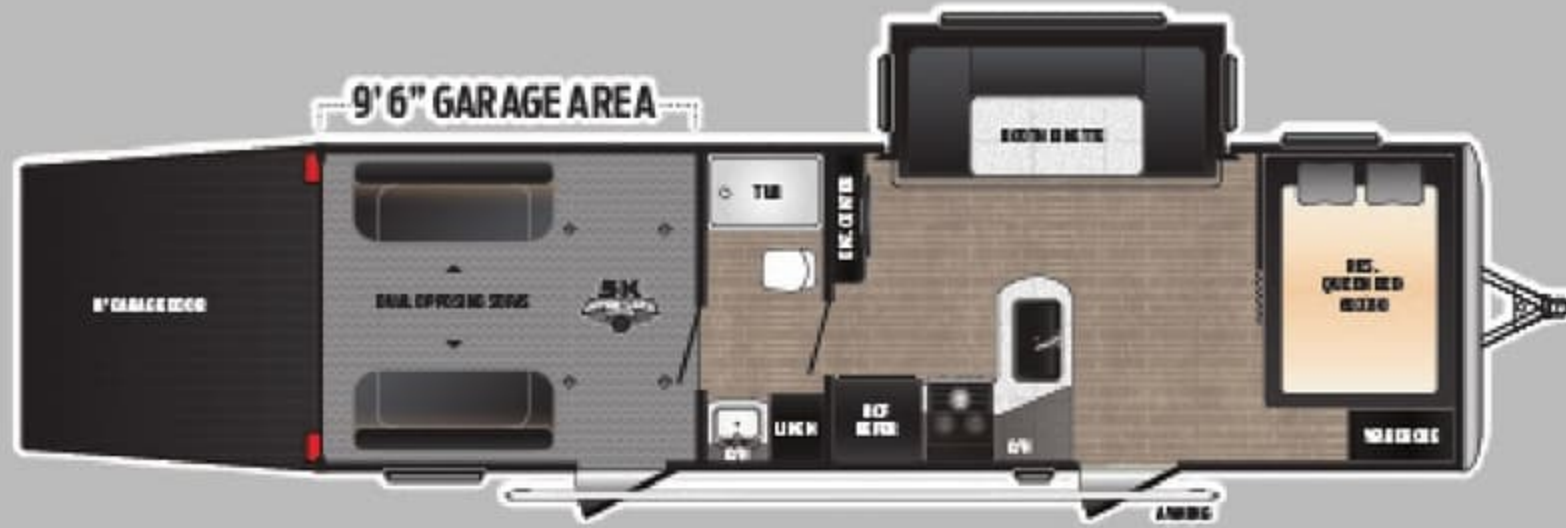
VAPOR LITE



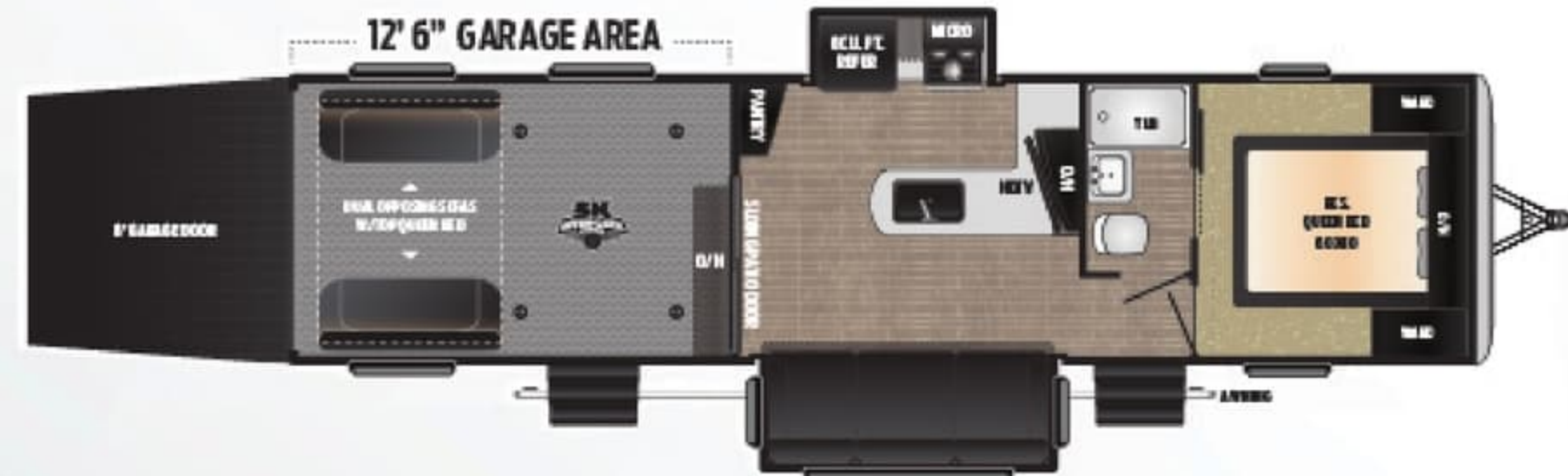
WEIGHT	CC	HITCH	FRESH WATER	WASTE WATER	GRAY WATER	LPG	LENGTH*	HEIGHT	GARAGE	26V
6186	5004	1040	60	30	30	60	30' 6"	12' 2"	10'	



WEIGHT	CC	HITCH	FRESH WATER	WASTE WATER	GRAY WATER	LPG	LENGTH*	HEIGHT	GARAGE	3118
8420	4080	1350	104	30	30	60	35' 6"	12' 4"	18' 5"	



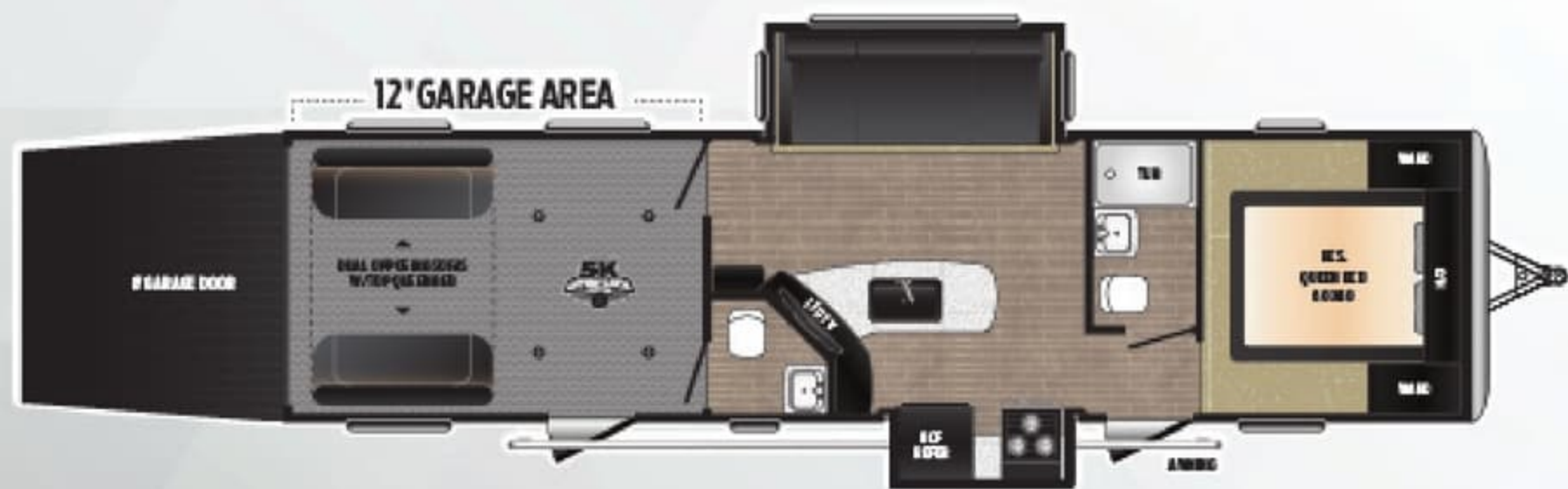
WEIGHT	CC	HITCH	FRESH WATER	WASTE WATER	GRAY WATER	LPG	LENGTH*	HEIGHT	GARAGE	28V
7060	4150	1130	60	30	30	60	32' 8"	12' 2"	9' 6"	



WEIGHT	CC	HITCH	FRESH WATER	WASTE WATER	GRAY WATER	LPG	LENGTH*	HEIGHT	GARAGE	330
8185	3815	1415	104	30	60	60	37' 6"	12' 4"	12' 6"	



WEIGHT	CC	HITCH	FRESH WATER	WASTE WATER	GRAY WATER	LPG	LENGTH*	HEIGHT	GARAGE	29V
7722	3598	1150	60	30	60	60	33' 10"	12' 2"	10'	



WEIGHT	CC	HITCH	FRESH WATER	WASTE WATER	GRAY WATER	LPG	LENGTH*	HEIGHT	GARAGE	332
8548	3452	1560	104	60	60	60	37' 6"	12' 4"	12'	

OPEN CONCEPT FLOORPLANS



WEIGHT	CC	HITCH	FRESH WATER	WASTE WATER	GRAY WATER	LPG	LENGTH*	HEIGHT	GARAGE	
8695	4306	1300	104	30	60	60	36'11"	12'4"	16'	3216



WEIGHT	CC	HITCH	FRESH WATER	WASTE WATER	GRAY WATER	LPG	LENGTH*	HEIGHT	GARAGE	
10796	6930	2716	110	44	44	60	36'8"	13'1"	19'3"	3219



WEIGHT	CC	HITCH	FRESH WATER	WASTE WATER	GRAY WATER	LPG	LENGTH*	HEIGHT	GARAGE	
11732	6048	2780	110	44	88	60	35'7"	13'1"	10'	311



WEIGHT	CC	HITCH	FRESH WATER	WASTE WATER	GRAY WATER	LPG	LENGTH*	HEIGHT	GARAGE	
12155	4846	3040	110	44	88	60	38'1"	13'1"	12'6"	351



WEIGHT	CC	HITCH	FRESH WATER	WASTE WATER	GRAY WATER	LPG	LENGTH*	HEIGHT	GARAGE	
12465	4370	2835	110	44	88	60	38'1"	13'1"	12'	341



WEIGHT	CC	HITCH	FRESH WATER	WASTE WATER	GRAY WATER	LPG	LENGTH*	HEIGHT	GARAGE	
12825	4175	2870	110	88	88	60	39'0"	13'1"	13'	367

OPEN CONCEPT FLOORPLANS



WEIGHT	CC	HITCH	FRESH WATER	WASTE WATER	GRAY WATER	LPG	LENGTH*	HEIGHT	GARAGE	3216
8695	4305	1300	104	30	60	60	36' 11"	12' 4"	16'	



WEIGHT	CC	HITCH	FRESH WATER	WASTE WATER	GRAY WATER	LPG	LENGTH*	HEIGHT	GARAGE	3219
10785	5930	2715	110	44	44	60	35' 8"	13' 1"	19' 3"	



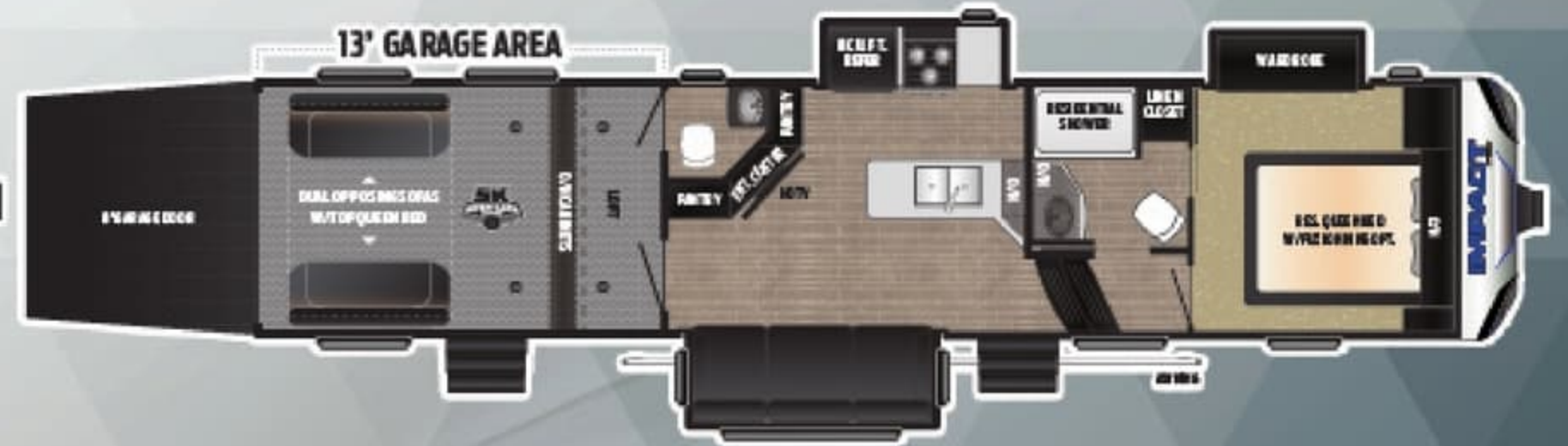
WEIGHT	CC	HITCH	FRESH WATER	WASTE WATER	GRAY WATER	LPG	LENGTH*	HEIGHT	GARAGE	311
11732	5048	2780	110	44	88	60	35' 7"	13' 1"	10'	



WEIGHT	CC	HITCH	FRESH WATER	WASTE WATER	GRAY WATER	LPG	LENGTH*	HEIGHT	GARAGE	351
12155	4845	3040	110	44	88	60	38' 1"	13' 1"	12' 6"	



WEIGHT	CC	HITCH	FRESH WATER	WASTE WATER	GRAY WATER	LPG	LENGTH*	HEIGHT	GARAGE	341
12465	4370	2835	110	44	88	60	38' 1"	13' 1"	12'	



WEIGHT	CC	HITCH	FRESH WATER	WASTE WATER	GRAY WATER	LPG	LENGTH*	HEIGHT	GARAGE	367
12825	4175	2870	110	88	88	60	39' 0"	13' 1"	13'	



// IP29V BOOTH DINETTE //



// IP367 BEDROOM //

IMPACT

The affordable way to camp in style. Whether going to the mountains, the beach, the race track or anywhere in between, Impact will take you there in style. Hauling precious cargo? Secure it with the Impact 5K Inter-Lock System, the toughest tie down system available. Just going to relax for the weekend? Take a nap under your LED lighted awning or unwind in your comfortable recliners.



// IP3216 INTERIOR DISPLAYED IN ONYX DECOR //



// IP29V BOOTH DINETTE //



// IP367 BEDROOM //

IMPACT

The affordable way to camp in style. Whether going to the mountains, the beach, the race track or anywhere in between, Impact will take you there in style. Hauling precious cargo? Secure it with the Impact 5K Inter-Lock System, the toughest tie down system available. Just going to relax for the weekend? Take a nap under your LED lighted awning or unwind in your comfortable recliners.



// IP3216 INTERIOR DISPLAYED IN ONYX DECOR //

// IP367 INTERIOR DISPLAYED IN BRINDLE DECOR //





// IP367 GARAGE //




EXPERIENCE VIRTUAL TOURS

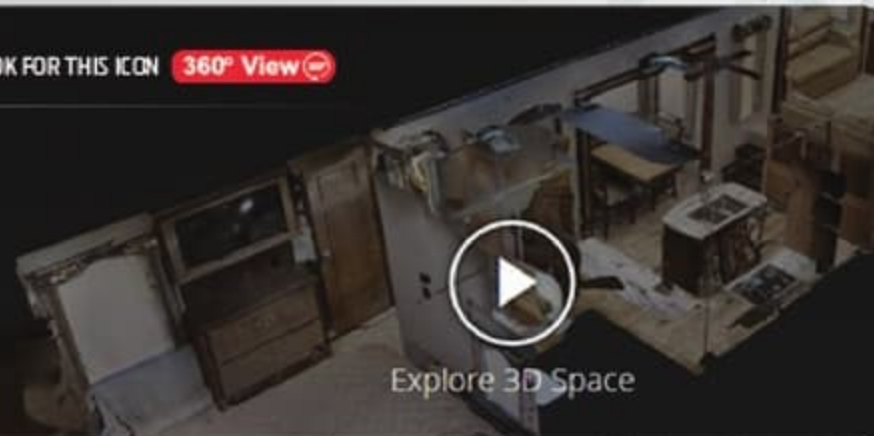
LOOK FOR THIS ICON **360° View** 



 Also Works with VR App

 Download on the App Store

 Get it on Google Play




Explore 3D Space


// IP367 GARAGE //



EXPERIENCE VIRTUAL TOURS

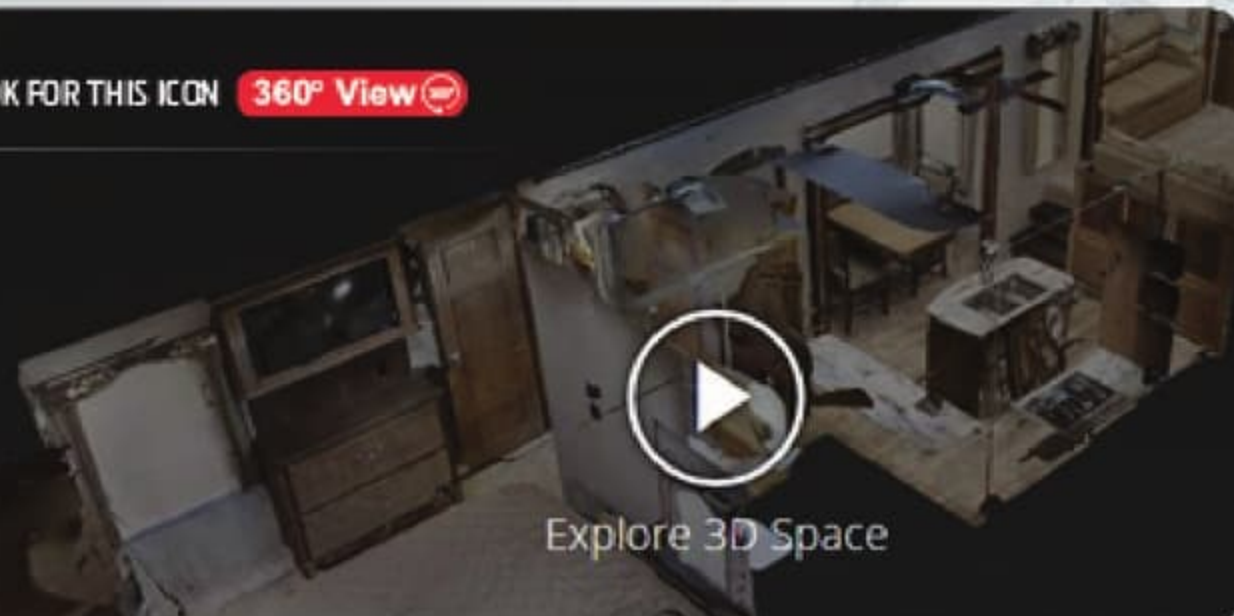
LOOK FOR THIS ICON 



 Also Works with VR App

Download on the
App Store

Get it on
Google Play



Explore 3D Space

// IP3216 GARAGE W/ PATIO //

STANDARDS & OPTIONS

INTERIOR	FW	TT	VL
Residential shower w/ glass door	●		
40" LED TV	●	●	●
Bluetooth CD/DVD Player with MP3 connection	●	●	●
Residential reclining furniture w/ heat, LED, massage	●	●	
Dual electric beds with collapsible rollover sofa	●	●	
Electric bed with collapsible rollover sofa			●
8 Cu. Ft. Refrigerator	●	●	●
3 Burner cook stove w/ oven	●	●	●
Cherry hardwood cabinetry	●	●	●
Hardwood passage doors	●	●	●
30" Wide entry doors	●	●	●
35,000 BTU ducted furnace	●	●	●
Tuff Ply flooring in the cargo area	●	●	●
24" LED TV in bedroom	●		
2 Interior, 2 exterior speakers	●	●	●
Residential queen sized mattress in bedroom	●	●	●
Night shades	●	●	●
Microwave oven	●	●	●
3/4 Ton A/C System	●	●	●
Generator start/stop switch with hour meter and fuel gauge	●	●	
5K Inter-Lock system	●	●	●
2 Ram air vents in the cargo area	●	●	●
Stainless steel double bowl sink	●	●	●
EXTERIOR	FW	TT	VL
Aluminum constructed, fully laminated fiberglass sidewalls, R-9 Sidewall	●	●	●
R-31 floor & roof	●		
R-9 Sidewall, R-14 roof, R-14 floor		●	●
Gel-coated sidewalls	●	●	●
100 Inch wide body	●	●	●
8 Ft. Ramp door	●	●	●
Frameless windows	●	●	●

FW = IMPACT FIFTH WHEELS // TT = IMPACT TRAVEL TRAILERS // VL = VAPOR LITE TRAVEL TRAILERS

Exterior convenience center	●		
16 Inch wheels with 7,000 lb. Dexter EZ Lube axles	●	●	
15 Inch wheels with 5,200 lb. Dexter EZ Lube axles			●
Spare tire with carrier	●	●	●
LED Lighted electric awning	●	●	●
Diamond plate rock guard on the front		●	●
12 Gallon gas/electric water heater with DSI	●		
6 Gallon gas/electric water heater with DSI		●	●
30 Gallon fuel station with pump	●	●	
7 Ft. Tall slide rooms	●		
G-Rated tires	●		
E-Rated tires		●	●
Generator prep	●	●	
LED Tail lights, brake lights & ramp loading lights	●	●	●
Aluminum wheels	●	●	●
Exterior shower with hot and cold water	●	●	●
Heated enclosed tanks	●	●	●
OPTIONS	FW	TT	VL
King bed Glide-A-Bed system	●		
Frameless dual pane safety glass windows	●	●	
Ramp door patio package	●	●	●
Onan 4000 watt gasoline generator		●	
Onan 5500 watt gasoline generator	●	●	
Dual A/C's	●	●	●
3 Seat sofa w/ LED, heat, massage			●
Rear top bunk w/ folding table			●

DECOR OPTIONS

Our decors form the foundation for Impact's carefully coordinated interiors. Modern upholstery, drapery, fabrics, designer hardware, fashionable window treatments, walls & countertops in the latest colors and materials.



BRINDLE DECOR



ONYX DECOR (OPEN CONCEPT FLOORPLANS)



STEEL DECOR

*STANDARDS & OPTIONS ARE SUBJECT TO CHANGE WITHOUT NOTICE.

STANDARDS & OPTIONS

INTERIOR	FW	TT	VL
Residential shower w/ glass door	●		
40" LED TV	●	●	●
Bluetooth CD/DVD Player with MP3 connection	●	●	●
Residential reclining furniture w/ heat, LED, massage	●	●	
Dual electric beds with collapsible rollover sofa	●	●	
Electric bed with collapsible rollover sofa			●
8 Cu. Ft. Refrigerator	●	●	●
3 Burner cook stove w/ oven	●	●	●
Cherry hardwood cabinetry	●	●	●
Hardwood passage doors	●	●	●
30" Wide entry doors	●	●	●
35,000 BTU ducted furnace	●	●	●
Tuff Ply flooring in the cargo area	●	●	●
24" LED TV in bedroom	●		
2 Interior, 2 exterior speakers	●	●	●
Residential queen sized mattress in bedroom	●	●	●
Night shades	●	●	●
Microwave oven	●	●	●
3/4 Ton A/C System	●	●	●
Generator start/stop switch with hour meter and fuel gauge	●	●	
5K Inter-Lock system	●	●	●
2 Ram air vents in the cargo area	●	●	●
Stainless steel double bowl sink	●	●	●
EXTERIOR	FW	TT	VL
Aluminum constructed, fully laminated fiberglass sidewalls, R-9 Sidewall	●	●	●
R-31 floor & roof	●		
R-9 Sidewall, R-14 roof, R-14 floor		●	●
Gel-coated sidewalls	●	●	●
100 Inch wide body	●	●	●
8 Ft. Ramp door	●	●	●
Frameless windows	●	●	●

FW = IMPACT FIFTH WHEELS // TT = IMPACT TRAVEL TRAILERS // VL = VAPOR LITE TRAVEL TRAILERS

Exterior convenience center	●		
16 Inch wheels with 7,000 lb. Dexter EZ Lube axles	●	●	
15 Inch wheels with 5,200 lb. Dexter EZ Lube axles			●
Spare tire with carrier	●	●	●
LED Lighted electric awning	●	●	●
Diamond plate rock guard on the front		●	●
12 Gallon gas/electric water heater with DSI	●		
6 Gallon gas/electric water heater with DSI		●	●
30 Gallon fuel station with pump	●	●	
7 Ft. Tall slide rooms	●		
G-Rated tires	●		
E-Rated tires		●	●
Generator prep	●	●	
LED Tail lights, brake lights & ramp loading lights	●	●	●
Aluminum wheels	●	●	●
Exterior shower with hot and cold water	●	●	●
Heated enclosed tanks	●	●	●

OPTIONS	FW	TT	VL
King bed Glide-A-Bed system	●		
Frameless dual pane safety glass windows	●	●	
Ramp door patio package	●	●	●
Onan 4000 watt gasoline generator		●	
Onan 5500 watt gasoline generator	●	●	
Dual A/C's	●	●	●
3 Seat sofa w/ LED, heat, massage			●
Rear top bunk w/ folding table			●

DECOR OPTIONS

Our decors form the foundation for Impact's carefully coordinated interiors. Modern upholstery, drapery, fabrics, designer hardware, fashionable window treatments, walls & countertops in the latest colors and materials.



BRINDLE DECOR



ONYX DECOR (OPEN CONCEPT FLOORPLANS)



STEEL DECOR

*STANDARDS & OPTIONS ARE SUBJECT TO CHANGE WITHOUT NOTICE.

IMPACT

INNOVATION THAT STARTS WITH A SOLID FOUNDATION

IMPACT SETS THE STANDARD IN TOY HAULER CONSTRUCTION. NO OTHER BRAND CAN OFFER YOU THIS SOLID FOUNDATION

- 01 EXCLUSIVE COLOR CODED WIRING
- 02 RESIDENTIAL HEAT-DUCT SYSTEM
- 03 SUPERCHARGED A/C COOLING SYSTEM
- 04 CNC PRECISION ROUTED SIDEWALLS
- 05 TRUE-FIT SLIDE TECHNOLOGY
- 06 OMNICHILL 3/4 TON RES. A/C SYSTEM
- 07 4 STAGE QUALITY CONTROL PROCESS
- 08 EXCLUSIVE 5K INTER-LOCK
- 09 FAST TRACK PATIO SYSTEM 2.0
- 10 INDUSTRY'S BEST 3 YEAR WARRANTY

01 WIRED FOR PERFORMANCE



THE ONLY TOWABLE MANUFACTURER TO INCORPORATE COLOR-CODED AND NUMBERED ELECTRICAL WIRING ON ALL PRODUCTS

- Creates a clean, well organized wiring layout
- Makes it easy to trace electrical circuits and saves troubleshooting time

02 IN-FLOOR RESIDENTIAL HEAT-DUCTS



RESIDENTIAL IN-FLOOR HEAT-DUCT SYSTEM JUST LIKE IN YOUR HOME

- A. In-floor, hot air vents spaced for greatest comfort, distributes heat evenly and warms the floor
- B. Competitors heat vent locations are determined by cabinets, causing hot and cold spots. Hot air is supplied through restrictive hoses.

03 SUPERCHARGED A/C COOLING



TUF-LOK THERMOPLASTIC COUPLERS FORM A PERMANENT, CRUSH-RESISTANT SEAL IN YOUR AIR-CONDITIONING DUCT

- A. Securely joins ductwork and air-conditioning units, crush-resistant design won't pull apart due to rough roads, heat and stress
- B. Drastically reduces chilled-air leaks to boost cooling efficiency and comfort
- C. Circular racetrack style ducting improves performance over competitors that use "figure 8" style that causes additional resistance and turbulence.

04 CNC ROUTED SIDEWALLS



CNC PRECISION ROUTED SIDEWALLS AND WINDOWS

- The CNC route process ensures perfectly cut / perfectly fit windows, doors, and slideboxes.
- This means a better seal around windows and doors, drastically reducing cold or warm air drafts in the winters and summers.
- This tighter seal gives us a more accurate insulation rating.
- The only toy hauler in the industry that uses this high quality technology.

05 TRUE-FIT SLIDE TECHNOLOGY



TRUE-FIT FIVE-POINT SLIDE ROOM CONSTRUCTION BACKED BY THE INDUSTRY'S BEST 3-YEAR LIMITED STRUCTURAL WARRANTY

- Rain channels direct rain away from the slide openings
- Exterior bulb-seals in a locking track stay secure through extreme heat and cold
- Composite slideroom "glide" bar enables the room to move with no binding
- Reinforced roof, walls and floor
- Beefed-up aluminum header above slide room for greater strength

06 OMNICHILL RESIDENTIAL A/C SYSTEM



OMNICHILL A/C SYSTEM

- 3/4 Ton residential A/C, equivalent to 16200 BTU's
- Most energy efficient, highest performing system available
- Run 2 A/C's on a 30-Amp Service w/ power to spare
- Residential style system achieves 15% greater airflow

07 BEST-IN-INDUSTRY 4 STAGE QUALITY PROCESS



08 5K INTER-LOCK

EXCLUSIVE 5K INTER-LOCK SYSTEM

- Impact's 5K Inter-lock system can hold up to 5000 lbs of weight
- Because your toys are secured with the 5K Inter-lock system, you can sleep peacefully.

09 FAST TRACK



IMPACT FAST TRACK PATIO SYSTEM

- Impact's exclusive Fast Track patio in our ramp, the door is now as solid as the rest of the hauler.
- By not attaching approximately 600 lbs of patio with the other toys, you can sleep peacefully.
- The lightweight Fast Track patio is formed for extra security.

10 INDUSTRY'S BEST 3 YEAR WARRANTY

INDUSTRY'S BEST 3 YEAR WARRANTY

IMPACT

INNOVATION THAT STARTS WITH A SOLID FOUNDATION

IMPACT SETS THE STANDARD IN TOY HAULER CONSTRUCTION. NO OTHER BRAND CAN OFFER YOU THIS SOLID FOUNDATION

- 01 EXCLUSIVE COLOR CODED WIRING
- 02 RESIDENTIAL HEAT-DUCT SYSTEM
- 03 SUPERCHARGED A/C COOLING SYSTEM
- 04 CNC PRECISION ROUTED SIDEWALLS
- 05 TRUE-FIT SLIDE TECHNOLOGY
- 06 OMNICHILL 3/4 TON RES. A/C SYSTEM
- 07 4 STAGE QUALITY CONTROL PROCESS
- 08 EXCLUSIVE 5K INTER-LOCK
- 09 FAST TRACK PATIO SYSTEM 2.0
- 10 INDUSTRY'S BEST 3 YEAR WARRANTY

01 WIRED FOR PERFORMANCE



THE ONLY TOWABLE MANUFACTURER TO INCORPORATE COLOR-CODED AND NUMBERED ELECTRICAL WIRING ON ALL PRODUCTS

- Creates a clean, well organized wiring layout
- Makes it easy to trace electrical circuits and saves troubleshooting time

02 IN-FLOOR RESIDENTIAL HEAT-DUCTS



FUZION COMPETITOR

RESIDENTIAL IN-FLOOR HEAT-DUCT SYSTEM JUST LIKE IN YOUR HOME

- A. In-floor, hot air vents spaced for greatest comfort, distributes heat evenly and warms the floor
- B. Competitors heat vent locations are determined by cabinets, causing hot and cold spots. Hot air is supplied through restrictive hoses.

03 SUPERCHARGED A/C COOLING



TUF-LOK THERMOPLASTIC COUPLERS FORM A PERMANENT, CRUSH-RESISTANT SEAL IN YOUR AIR-CONDITIONING DUCT

- A. Securely joins ductwork and air-conditioning units, crush-resistant design won't pull apart due to rough roads, heat and stress
- B. Drastically reduces chilled-air leaks to boost cooling efficiency and comfort
- C. Circular racetrack style ducting improves performance over competitors that use "figure 8" style that causes additional resistance and turbulence.

04 CNC ROUTED SIDEWALLS



CNC PRECISION ROUTED SIDEWALLS AND WINDOWS

- The CNC routed process ensures perfectly cut / perfectly fit windows, doors, and slide boxes.
- This means a better seal around windows and doors, drastically reducing cold or warm air drafts in the winters and summers.
- This tighter seal gives us a more accurate insulation rating.
- The only toy hauler in the industry that uses this high quality technology.

05 TRUE-FIT SLIDE TECHNOLOGY



TRUE-FIT FIVE-POINT SLIDE ROOM CONSTRUCTION BACKED BY THE INDUSTRY'S BEST 3-YEAR LIMITED STRUCTURAL WARRANTY

- Rain channels direct rain away from the slide openings
- Exterior bulb-seals in a locking track stay secure through extreme heat and cold
- Composite slide-room "glide" bar enables the room to move with no binding
- Reinforced roof, walls and floor
- Beefed-up aluminum header above slide room for greater strength

06 OMNICHILL RESIDENTIAL A/C SYSTEM



OMNICHILL A/C SYSTEM

- 3/4 Ton residential A/C, equivalent to 16200 BTU's
- Most energy efficient, highest performing system available
- Run 2 A/C's on a 30-Amp Service w/ power to spare
- Residential style system achieves 15% greater airflow

07 BEST-IN-INDUSTRY 4 STAGE QUALITY PROCESS



08 5K INTER-LOCK

EXCLUSIVE 5K INTER-LOCK

- Impact's 5K Inter-lock system can find in support 5000 lbs
- Because your toys are secure with the 5K Inter-lock

09 FAST TRACK

IMPACT FAST TRACK

- Impact's exclusive Fast Track patio in our toy hauler patio in our ramp, the door is now so simple to use
- By not attaching approximately 60 patio with the other
- The lightweight patio is formed for extra security

10 INDUSTRY'S BEST

INDUSTRY'S BEST

- The limited structural date of purchase

SYSTEM



IMPACT 5K INTER-LOCK FRAME WELDED STEM

Inter-Lock System is the most rugged, toughest tie-down any toy hauler. Welded into the frame, each tie-down can pounds.

ays are important, be sure your new toy hauler is a Impact Inter-Lock System.

PATIO SYSTEM 2.0



FAST-TRACK PATIO SYSTEM 2.0

The Fast Track Patio System makes it easy to set up your toy hauler in under 1 minute. Because the patio rails are not attached to the body, it's lighter and easier to open and close. Plus, unloading your gear is a breeze.

With the patio to the ramp door, this makes the ramp door 200 pounds lighter and much easier to open and close than the old fashioned systems.

Child-resistant steps attach to the patio in just seconds. Made from aluminum and include a collapsible grab handle.

BEST 3 YEAR WARRANTY



BEST 3 YEAR LIMITED STRUCTURAL WARRANTY

Structural warranty covers your rv for a period of three (3) years from the date of purchase by the original owner. (SEE WARRANTY SHEET FOR COMPLETE DETAILS)



Keystone RV Company



WHO WE ARE

COMPANY INVOLVEMENT IN THE COMMUNITY



KEYSTONE IS A COMPANY WIDE PARTICIPANT IN THE UNITED WAY CAMPAIGN TO

EDUCATE & EMPOWERING OUR YOUTH

2016

MAKE-A-WISH PARTICIPANT



Big Brothers Big Sisters

HOST THE BIG BROTHERS & BIG SISTERS PROGRAM FOR AN ANNUAL CAMP OUTING

SUPPORTS CAPS FAMILIES
**HAPPY KIDS
HEALTHY FAMILIES**



CUSTOMER SERVICE

KEY EXPRESS 24/7 "REAL-TIME"



WEB BASED CUSTOMER SERVICE MANAGEMENT SYSTEM

FOR PARTS & SERVICE CONNECTING DEALERS DIRECTLY TO THE KEYSTONE TEAM

VISUAL PARTS CATALOG WITH OVER

84,000

PHOTOS

ORDERS FILLED AT A

98%

ACCURACY RATE

80%

OF ORDERS SHIP WITHIN 48 HOURS

REAL PEOPLE WITH REAL CREDENTIALS



RVDA **RVIA**

(MORE THAN 40 RVIA/RVDA "REGISTERED", "CERTIFIED" OR "MASTER CERTIFIED" TECHNICIANS ON STAFF) A ANSWER

98%

OF CUSTOMER CALLS

ONE-STOP SHOP FOR WARRANTY CLAIM SUBMISSION



KEYSTONE WILL PAY YOUR CLAIMS AND GET REPAYMENT FROM VARIOUS VENDORS

AWARDS / ACCOLADES - THE MOST AWARDED RV COMPANY

WINNER OF 110 DSI QUALITY CIRCLE AWARDS
KEYSTONE BRANDS HAVE EARNED 110 RVDA QUALITY CIRCLE AWARDS SINCE 2007



TRAVEL LIFE
GOLD/SILVER AWARDED 2013 - 2017
FOR TRAVEL TRAILERS, FIFTH WHEELS & TOY HAULERS

2016 RV OF THE YEAR MONTANA



PUBLISHED IN ALL THE MAJOR RV PUBLICATIONS ON AN ANNUAL BASIS



SYSTEM



IMPACT 5K INTER-LOCK FRAME WELDED STEM

Inter-Lock System is the most rugged, toughest tie-down any toy hauler. Welded into the frame, each tie down can handle 5000 lbs.

Safety is important, be sure your new toy hauler is a Impact Inter-Lock System.

PATIO SYSTEM 2.0



FAST TRACK PATIO SYSTEM 2.0

The Fast Track Patio System makes it easy to set up your toy hauler in under 1 minute. Because the patio rails are not attached to the frame, it's lighter and easier to open and close. Plus, unloading your toys is a breeze.

By attaching the patio to the ramp door, this makes the ramp door 50% lighter and much easier to open and close than the old fashioned systems.

Sturdy, kid-resistant steps attach to the patio in just seconds. Made from aluminum and include a collapsible grab handle.

BEST 3 YEAR WARRANTY



BEST 3 YEAR LIMITED STRUCTURAL WARRANTY

Structural warranty covers your rv for a period of three (3) years from the date of purchase by the original owner. (SEE WARRANTY SHEET FOR COMPLETE DETAILS)



WHO WE ARE

COMPANY INVOLVEMENT IN THE COMMUNITY



KEYSTONE IS A COMPANY WIDE PARTICIPANT IN THE UNITED WAY CAMPAIGN TO

EDUCATE & EMPOWERING OUR YOUTH

2016

MAKE-A-WISH PARTICIPANT



Big Brothers Big Sisters

HOST THE BIG BROTHERS & BIG SISTERS PROGRAM FOR AN ANNUAL CAMP OUTING

SUPPORTS CAPS FAMILIES
**HAPPY KIDS
HEALTHY FAMILIES**



CUSTOMER SERVICE

**KEY EXPRESS
24/7 "REAL-TIME"**



WEB BASED CUSTOMER SERVICE MANAGEMENT SYSTEM

FOR PARTS & SERVICE CONNECTING DEALERS DIRECTLY TO THE KEYSTONE TEAM

VISUAL PARTS CATALOG WITH OVER

84,000

PHOTOS

ORDERS FILLED AT A

98%

ACCURACY RATE

80%

OF ORDERS SHIP WITHIN 48 HOURS

REAL PEOPLE WITH REAL CREDENTIALS



RVDA RVIA

(MORE THAN 40 RVIA/RVDA "REGISTERED", "CERTIFIED" OR "MASTER CERTIFIED" TECHNICIANS ON STAFF) ANSWER

98%

OF CUSTOMER CALLS

ONE-STOP SHOP FOR WARRANTY CLAIM SUBMISSION



KEYSTONE WILL PAY YOUR CLAIMS AND GET REPAYMENT FROM VARIOUS VENDORS

AWARDS / ACCOLADES - THE MOST AWARDED RV COMPANY

WINNER OF 110 DSI QUALITY CIRCLE AWARDS
KEYSTONE BRANDS HAVE EARNED 110 RVDA QUALITY CIRCLE AWARDS SINCE 2007



TRAILER LIFE GOLD/SILVER AWARDED 2013 - 2017
FOR TRAVEL TRAILERS, FIFTH WHEELS & TOY HAULERS

2016 RV OF THE YEAR MONTANA



PUBLISHED IN ALL THE MAJOR RV PUBLICATIONS ON AN ANNUAL BASIS



IMPACT | VAPOR LITE

FIFTH WHEEL & TRAVEL TRAILER TOY HAULERS

// PLAY AS HARD AS YOU CAN... RELAX AS MUCH AS YOU WANT // KEYSTONERV.COM/IMPACT //



It's up to you where you purchase your new Impact, but may we suggest your local dealer? Not only does it help your local economy and provide jobs, but it will also give you an opportunity to develop a service relationship with someone that will come to know you and your coach. Congratulations on finding the best built, best equipped and best value in the industry. Happy travels!

YOUR LOCAL DEALER IS:

JANUARY 2014



WWW.KEYSTONERV.COM
574.535.2100 • 2642 HACKBERRY DRIVE
P.O. BOX 2000 • GOSHEN, IN 46527



Go RVing.

DISCLAIMER: Product information is as accurate as possible as of the date of publication of this brochure. All features, floor plans, and specifications in this brochure are subject to change without notice. Please also consult Keystone's web site at www.keystonerv.com for more current product information and specifications. Tow Vehicle Disclaimer. CAUTION: Owners of Keystone recreational vehicles are solely responsible for the selection and proper use of tow vehicles. All customers should consult with a motor vehicle manufacturer or their dealer concerning the purchase and use of suitable tow vehicles for Keystone products. Keystone disclaims any liability or damages suffered as a result of the selection, operation, use or misuse of a tow vehicle. KEYSTONE'S LIMITED WARRANTY DOES NOT COVER DAMAGE TO THE RECREATIONAL VEHICLE OR THE TOW VEHICLE AS A RESULT OF THE SELECTION, OPERATION, USE OR MISUSE OF THE TOW VEHICLE. *Length is defined as the distance from the centerline of hitch pin/coupler to rear bumper of trailer.



IMPACT | VAPOR LITE

FIFTH WHEEL & TRAVEL TRAILER TOY HAULERS

// PLAY AS HARD AS YOU CAN... RELAX AS MUCH AS YOU WANT // KEYSTONERV.COM/IMPACT //



It's up to you where you purchase your new Impact, but may we suggest your local dealer? Not only does it help your local economy and provide jobs, but it will also give you an opportunity to develop a service relationship with someone that will come to know you and your coach. Congratulations on finding the best built, best equipped and best value in the industry. Happy travels!

YOUR LOCAL DEALER IS:

JANUARY 2018



WWW.KEYSTONERV.COM
574.535.2100 • 2642 HACKBERRY DRIVE
P.O. BOX 2000 • GOSHEN, IN 46527



Go RVing.

DISCLAIMER: Product information is as accurate as possible as of the date of publication of this brochure. All features, floor plans, and specifications in this brochure are subject to change without notice. Please also consult Keystone's web site at www.keystonerv.com for more current product information and specifications. Tow Vehicle Disclaimer. CAUTION: Owners of Keystone recreational vehicles are solely responsible for the selection and proper use of tow vehicles. All customers should consult with a motor vehicle manufacturer or their dealer concerning the purchase and use of suitable tow vehicles for Keystone products. Keystone disclaims any liability or damages suffered as a result of the selection, operation, use or misuse of a tow vehicle. KEYSTONE'S LIMITED WARRANTY DOES NOT COVER DAMAGE TO THE RECREATIONAL VEHICLE OR THE TOW VEHICLE AS A RESULT OF THE SELECTION, OPERATION, USE OR MISUSE OF THE TOW VEHICLE. *Length is defined as the distance from the centerline of hitch pin/coupler to rear bumper of trailer.

