

Flying Cloud.

2023  FLYING CLOUD



 **AIRSTREAM**

Flying Cloud.

2023  FLYING CLOUD



 **AIRSTREAM**

About

AIRSTREAM[®]

Exacting craftsmanship. Uncompromising attention to detail. Limitless inspiration for adventure.

There is no denying that Airstream is the world's most iconic travel trailer for a reason. Durable, reliable, and built upon nearly 90 years of innovation, Airstream travel trailers helped write the American travel story. We've crisscrossed the globe, parked at the foot of the Pyramids, explored the National Parks, and camped for the weekend down the road.

Proudly built by hand in Jackson Center, Ohio, USA by hundreds of talented craftspeople, each Airstream travel trailer takes approximately 350 hours to build. Form and function are tightly woven into every thoughtfully-planned inch, and every design is carefully considered. The result is a travel trailer that will last a lifetime – or more.

While we manufacture every Airstream from the wheels up, we like to say that we don't actually build travel trailers. Instead, we build someone's retirement, their well-deserved vacation, or their retreat from a hectic day.

In other words: Airstream builds dreams come true.



About

AIRSTREAM[®]

Exacting craftsmanship. Uncompromising attention to detail. Limitless inspiration for adventure.

There is no denying that Airstream is the world's most iconic travel trailer for a reason. Durable, reliable, and built upon nearly 90 years of innovation, Airstream travel trailers helped write the American travel story. We've crisscrossed the globe, parked at the foot of the Pyramids, explored the National Parks, and camped for the weekend down the road.

Proudly built by hand in Jackson Center, Ohio, USA by hundreds of talented craftspeople, each Airstream travel trailer takes approximately 350 hours to build. Form and function are tightly woven into every thoughtfully-planned inch, and every design is carefully considered. The result is a travel trailer that will last a lifetime – or more.

While we manufacture every Airstream from the wheels up, we like to say that we don't actually build travel trailers. Instead, we build someone's retirement, their well-deserved vacation, or their retreat from a hectic day.

In other words: Airstream builds dreams come true.





Dometic

Flying Cloud



Dometic

Flying Cloud

About Flying Cloud

Our most versatile Airstream travel trailer is also our most popular and family-friendly. With more floor plan configurations than any other Airstream, Flying Cloud gives you the freedom to invest in features you want and get the most out of your travel experiences. Plus, the neutral color palette of Flying Cloud's décor allows for great flexibility, so you can accessorize to match your personal style. Whether it's additional storage, specific sleeping arrangements, or more lounge space for entertaining guests, the ultra-practical Flying Cloud is a canvas waiting to be painted with your personal touch.

1 Well-designed Bathroom

Porcelain toilet, towel rack, retractable clothes line, and removable shower head are just a few of the small features with a big impact.

2 Spacious Galley

Preparing meals will be a breeze in the Flying Cloud's spacious galley where you will find modern appliances and fixtures you would expect in a residential kitchen.



About Flying Cloud

Our most versatile Airstream travel trailer is also our most popular and family-friendly. With more floor plan configurations than any other Airstream, Flying Cloud gives you the freedom to invest in features you want and get the most out of your travel experiences. Plus, the neutral color palette of Flying Cloud's décor allows for great flexibility, so you can accessorize to match your personal style. Whether it's additional storage, specific sleeping arrangements, or more lounge space for entertaining guests, the ultra-practical Flying Cloud is a canvas waiting to be painted with your personal touch.

1 Well-designed Bathroom

Porcelain toilet, towel rack, retractable clothes line, and removable shower head are just a few of the small features with a big impact.

2 Spacious Galley

Preparing meals will be a breeze in the Flying Cloud's spacious galley where you will find modern appliances and fixtures you would expect in a residential kitchen.



3 Memory Foam Mattress

Each bed features a pillow top memory foam mattress for a great night's sleep in between adventures.

4 Handcrafted Cabinetry

Each cabinet is made of high-quality materials that stand the test of time while keeping your travel trailer light on its feet.

5 Generous Storage

Flying Cloud's clean wood look gives you plenty of places to keep things out of sight, including roomy cabinets, pull-out pantries, and lots of smart little nooks.

6 Optional Powered Desk


An integrated workspace option offers a powered sit/stand desk, electrical outlets, and comfortable chair (25FB/27FB).

7 Dinette Conversion

When positioned as a table and seating, the dinette has plenty of room for four people to comfortably eat and socialize, with additional lounging area along the side. And when extra sleeping space is needed, the dinette converts easily into a bed.

8 Ultraleather® Seating

Flying Cloud's seating is designed for dynamic living. Stain repellency and cleanability are key in fabrics designed to keep up with the busiest families.



3 Memory Foam Mattress

Each bed features a pillow top memory foam mattress for a great night's sleep in between adventures.

4 Handcrafted Cabinetry

Each cabinet is made of high-quality materials that stand the test of time while keeping your travel trailer light on its feet.

5 Generous Storage

Flying Cloud's clean wood look gives you plenty of places to keep things out of sight, including roomy cabinets, pull-out pantries, and lots of smart little nooks.

6 Optional Powered Desk


An integrated workspace option offers a powered sit/stand desk, electrical outlets, and comfortable chair (25FB/27FB).

7 Dinette Conversion

When positioned as a table and seating, the dinette has plenty of room for four people to comfortably eat and socialize, with additional lounging area along the side. And when extra sleeping space is needed, the dinette converts easily into a bed.

8 Ultraleather® Seating

Flying Cloud's seating is designed for dynamic living. Stain repellency and cleanability are key in fabrics designed to keep up with the busiest families.





SILVER LINING

Every Flying Cloud has a silver lining. Yes, literally, a silver lining. Almost every interior wall surface is covered in aluminum, giving the living space a clean and sophisticated appearance. The appliances and sinks are stainless, and

even the lights are trimmed in aluminum, providing the perfect combination of silver and style. When you love the look of the iconic Airstream as much as we do, you want the same feeling on the inside that you get on the outside.



SILVER LINING

Every Flying Cloud has a silver lining. Yes, literally, a silver lining. Almost every interior wall surface is covered in aluminum, giving the living space a clean and sophisticated appearance. The appliances and sinks are stainless, and

even the lights are trimmed in aluminum, providing the perfect combination of silver and style. When you love the look of the iconic Airstream as much as we do, you want the same feeling on the inside that you get on the outside.

1 Three-burner Gas Stove
Three-burner gas stove, with a tempered glass cover that folds down for more working space.

2 Moen® Faucets
Sleek Moen faucets bring the modern design and convenience you love at home along for the journey.

3 Entertainment
Enjoy a cozy evening watching your favorite movies or listening to your favorite album, enveloped in the well-balanced sound of a premium JL® Audio sound system.

4 Roller Blinds & Blackout Curtains
Blinds throughout the travel trailer easily roll open or closed, while blackout curtains in the front and back provide complete privacy.

5 Premium Appliances
Baraldi cooking vent, microwave, and a large square sink make cooking not just easy, but enjoyable.

6 Spacious Storage
A deep closet provides plenty of space for hanging clothes while other storage compartments throughout the travel trailer accommodate those inevitable last minute items.



1

Three-burner Gas Stove

Three-burner gas stove, with a tempered glass cover that folds down for more working space.

2

Moen® Faucets

Sleek Moen faucets bring the modern design and convenience you love at home along for the journey.

3

Entertainment

Enjoy a cozy evening watching your favorite movies or listening to your favorite album, enveloped in the well-balanced sound of a premium JL® Audio sound system.

4

Roller Blinds & Blackout Curtains

Blinds throughout the travel trailer easily roll open or closed, while blackout curtains in the front and back provide complete privacy.

5

Premium Appliances

Baraldi cooking vent, microwave, and a large square sink make cooking not just easy, but enjoyable.

6

Spacious Storage

A deep closet provides plenty of space for hanging clothes while other storage compartments throughout the travel trailer accommodate those inevitable last minute items.





TRAVEL WITH KIDS

The best education, the best memories, and the best laughs are often found traveling in an Airstream as a family. With an Airstream you can make frequent stops, avoid airplane meltdowns, and turn travel into part of the fun. And, everywhere you park, you have an instant outdoor playground. Airstream offers several bunk options that are versatile, family-friendly, and tailored to a lifestyle where flexibility and comfort is key. Choose between

ten different bunk configurations, each with their own benefits. And there's enough separation between sleeping spaces so the adults have some privacy – while remaining close enough to make sure little ones aren't getting into too much mischief. With plenty of storage, the Flying Cloud holds lots of stuff – including, most importantly, a lifetime of travel memories and experiences.



TRAVEL WITH KIDS

The best education, the best memories, and the best laughs are often found traveling in an Airstream as a family. With an Airstream you can make frequent stops, avoid airplane meltdowns, and turn travel into part of the fun. And, everywhere you park, you have an instant outdoor playground. Airstream offers several bunk options that are versatile, family-friendly, and tailored to a lifestyle where flexibility and comfort is key. Choose between

ten different bunk configurations, each with their own benefits. And there's enough separation between sleeping spaces so the adults have some privacy – while remaining close enough to make sure little ones aren't getting into too much mischief. With plenty of storage, the Flying Cloud holds lots of stuff – including, most importantly, a lifetime of travel memories and experiences.

1

Rear-view Monitoring

A rear-view camera is mounted to the back of the travel trailer to make reversing and parking so much easier.

2

Pre-wired for Solar

Seamlessly add solar panels and monitor them inside the travel trailer.

3

Climate Control

Equipped with efficient, QuietStream™ AC system with a heat pump and an electronic thermostat, plus a gas furnace and onboard water heater.

4

Dual Axle

Flying Cloud has two axles, and is built for ease of towing.

5

Zip Dee® Awning with Sunbrella® Fabric

Front awning provides shaded outdoor space, and the optional Zip Dee® matching window awnings keep the interior cool and private.

6

Rear Bumper Storage

Polished bumper with storage to hold tools and accessories for easy set up.

7

Exterior Low Pressure Gas Grill Connection

Our low pressure grill connection is made specifically for ease of use with compatible Airstream Weber® Grill.

8

Panoramic Windows

Front panoramic windows are protected by three rock guard pieces. Each is built to swing away from windows for easy cleaning.

9

Front Stone Guards

Stainless steel stone guards mounted on the front of the travel trailer protect the lower segments from road debris.



- 1 Rear-view Monitoring**
A rear-view camera is mounted to the back of the travel trailer to make reversing and parking so much easier.
- 2 Pre-wired for Solar**
Seamlessly add solar panels and monitor them inside the travel trailer.
- 3 Climate Control**
Equipped with efficient, QuietStream™ AC system with a heat pump and an electronic thermostat, plus a gas furnace and onboard water heater.

- 4 Dual Axle**
Flying Cloud has two axles, and is built for ease of towing.
- 5 Zip Dee® Awning with Sunbrella® Fabric**
Front awning provides shaded outdoor space, and the optional Zip Dee® matching window awnings keep the interior cool and private.
- 6 Rear Bumper Storage**
Polished bumper with storage to hold tools and accessories for easy set up.

- 7 Exterior Low Pressure Gas Grill Connection**
Our low pressure grill connection is made specifically for ease of use with compatible Airstream Weber® Grill.
- 8 Panoramic Windows**
Front panoramic windows are protected by three rock guard pieces. Each is built to swing away from windows for easy cleaning.
- 9 Front Stone Guards**
Stainless steel stone guards mounted on the front of the travel trailer protect the lower segments from road debris.





FLYING CLOUD Floor Plans

Flying Cloud 23



23FB

Flying Cloud 25



25RB



25FB

Flying Cloud 27



27FB

Flying Cloud 28



28RB

Choice of Either Queen or Twin Beds



Twin Bed Configuration



FLYING CLOUD Floor Plans

Flying Cloud 23



23FB

Flying Cloud 25



25RB



25FB

Flying Cloud 27



27FB

Flying Cloud 28



28RB

Choice of Either Queen or Twin Beds



Twin Bed Configuration







FLYING CLOUD Floor Plans

Choice of Either Queen or Twin Beds

Flying Cloud 30




30RB



30FB Bunk



30FB Office





FLYING CLOUD Floor Plans

Choice of Either Queen or Twin Beds

Flying Cloud 30



30RB



30FB Bunk



30FB Office



Queen Bed Configuration

Sunlit Maple Carolina Clay Décor



Seating




Accent



Bedspread



Countertop



Flooring



Awning



Sunlit Maple Carolina Clay Décor




Seating




Accent



Bedsread



Countertop



Flooring



Awning



Sunlit Maple
Seattle Mist Décor



Seating




Accent



Bedspring



Countertop



Flooring



Awning



Sunlit Maple
Seattle Mist Décor



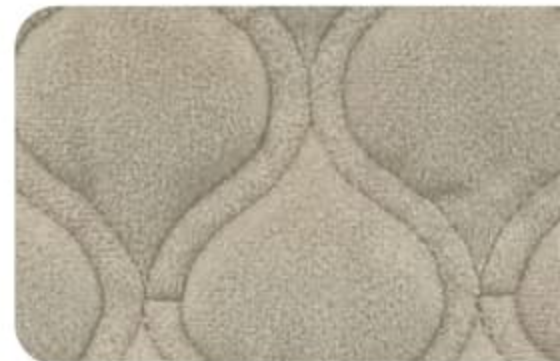
Seating




Accent



Bedsprad



Countertop



Flooring



Awning



Flying Cloud Specifications

	23FB	25RB	25FB	27FB	28RB	30RB	30FB Bunk	30FB Office
Exterior Length	23 ft. 9 in.	25 ft. 11 in.	25 ft. 11 in.	28 ft.	28 ft.	30 ft. 11 in.	30 ft. 10 in.	30 ft. 10 in.
Exterior Width	8 ft.	8 ft. 5.5 in.	8 ft. 5.5 in.	8 ft. 5.5 in.	8 ft. 5.5 in.	8 ft. 5.5 in.	8 ft. 5.5 in.	8 ft. 5.5 in.
Interior Width	7 ft. 7 in.	8 ft. 1 in.	8 ft. 1 in.	8 ft. 1 in.	8 ft. 1 in.	8 ft. 1 in.	8 ft. 1 in.	8 ft. 1 in.
Exterior Height with A/C	9 ft. 9 in.	9 ft. 9 in.	9 ft. 9 in.	9 ft. 9 in.	9 ft. 9 in.	9 ft. 9 in.	9 ft. 9 in.	9 ft. 9 in.
Interior Height with A/C	6 ft. 7.5 in.	6 ft. 7.5 in.	6 ft. 7.5 in.	6 ft. 7.5 in.	6 ft. 7.5 in.	6 ft. 7.5 in.	6 ft. 7.5 in.	6 ft. 7.5 in.
Hitch Weight (with LP & Batteries)	500	850	875	850	875	899	875	814
Unit Base Weight (with LP & Batteries)	5,000	5,700	5,600	6,100	6,100	6,517	6,672	6,804
Maximum Trailer Capacity (GVWR) (lbs.)	6,000	7,300	7,300	7,600	7,600	8,800	8,800	8,800
Net Carrying Capacity (lbs.)	1,000	1,600	1,700	1,500	1,500	2,283	2,128	1,996
Fresh Water Tank (gal.)	37	39	37	37	37	52	52	52
Gray Water Tank (gal.)	37	31	35	35	34	37	41	41
Black Water Tank (gal.)	17	34	40	40	34	41	35	35
30 AMP Service Single A/C with Heat Pump (BTU)	15,000	15,000	15,000	15,000	15,000	15,000	15,000	15,000
*50 AMP Service Dual A/C with Heat Pump (13,500 BTU)	—	OPT	OPT	OPT	OPT	STD	STD	STD
Ducted Furnace (BTU)	18,000	25,000	25,000	25,000	30,000	30,000	30,000	30,000
Refrigerator (12v Electric)	6.8 cu. ft	8 cu. ft	8 cu. ft	8 cu. ft	8 cu. ft	10 cu. ft.	10 cu. ft.	10 cu. ft.
Oven (LP Gas)	STD	STD	STD	STD	STD	STD	STD	STD
*Microwave (*Removed with Convection Option Selected)	—	STD*	—	STD*	—	STD*	STD*	STD*
Convection Microwave Oven (*Replaces Oven)	OPT*	OPT	OPT*	OPT*	OPT*	OPT*	OPT*	OPT*
Interior Windows & Skylights	12	17	17	18	19	21	19	20
Master Bed Configurations (*Replaces Queen)	Queen (60" x 75") Twin* (34" x 80")	Queen (60" x 75") Twin* (34" x 80")	Queen (60" x 75") Twin* (34" x 80")	Queen (60" x 75") Twin* (34" x 80")	Queen (60" x 75") Twin* (34" x 80")	Queen (60" x 75") Twin* (34" x 80")	Queen (60" x 75") Lower (54" x 76") Bunk (30" x 78")	Queen (60" x 75") Desk (31" x 77")
Convertible Dinette, Lounge and Bed	38" x 76"	42" x 97"	42" x 97"	42" x 97"	42" x 76"	42" x 76"	42" x 76"	42" x 76"
Sleeping Capacity	Up to 4	Up to 6	Up to 6	Up to 6	Up to 6	Up to 6	Up to 8	Up to 6

Flying Cloud Specifications

	23FB	25RB	25FB	27FB	28RB	30RB	30FB Bunk	30FB Office
Exterior Length	23 ft. 9 in.	25 ft. 11 in.	25 ft. 11 in.	28 ft.	28 ft.	30 ft. 11 in.	30 ft. 10 in.	30 ft. 10 in.
Exterior Width	8 ft.	8 ft. 5.5 in.	8 ft. 5.5 in.	8 ft. 5.5 in.	8 ft. 5.5 in.	8 ft. 5.5 in.	8 ft. 5.5 in.	8 ft. 5.5 in.
Interior Width	7 ft. 7 in.	8 ft. 1 in.	8 ft. 1 in.	8 ft. 1 in.	8 ft. 1 in.	8 ft. 1 in.	8 ft. 1 in.	8 ft. 1 in.
Exterior Height with A/C	9 ft. 9 in.	9 ft. 9 in.	9 ft. 9 in.	9 ft. 9 in.	9 ft. 9 in.	9 ft. 9 in.	9 ft. 9 in.	9 ft. 9 in.
Interior Height with A/C	6 ft. 7.5 in.	6 ft. 7.5 in.	6 ft. 7.5 in.	6 ft. 7.5 in.	6 ft. 7.5 in.	6 ft. 7.5 in.	6 ft. 7.5 in.	6 ft. 7.5 in.
Hitch Weight (with LP & Batteries)	500	850	875	850	875	899	875	814
Unit Base Weight (with LP & Batteries)	5,000	5,700	5,600	6,100	6,100	6,517	6,672	6,804
Maximum Trailer Capacity (GVWR) (lbs.)	6,000	7,300	7,300	7,600	7,600	8,800	8,800	8,800
Net Carrying Capacity (lbs.)	1,000	1,600	1,700	1,500	1,500	2,283	2,128	1,996
Fresh Water Tank (gal.)	37	39	37	37	37	52	52	52
Gray Water Tank (gal.)	37	31	35	35	34	37	41	41
Black Water Tank (gal.)	17	34	40	40	34	41	35	35
30 AMP Service Single A/C with Heat Pump (BTU)	15,000	15,000	15,000	15,000	15,000	15,000	15,000	15,000
*50 AMP Service Dual A/C with Heat Pump (13,500 BTU)	—	OPT	OPT	OPT	OPT	STD	STD	STD
Ducted Furnace (BTU)	18,000	25,000	25,000	25,000	30,000	30,000	30,000	30,000
Refrigerator (12v Electric)	6.8 cu. ft	8 cu. ft	8 cu. ft	8 cu. ft	8 cu. ft	10 cu. ft.	10 cu. ft.	10 cu. ft.
Oven (LP Gas)	STD	STD	STD	STD	STD	STD	STD	STD
*Microwave (*Removed with Convection Option Selected)	—	STD*	—	STD*	—	STD*	STD*	STD*
Convection Microwave Oven (*Replaces Oven)	OPT*	OPT	OPT*	OPT*	OPT*	OPT*	OPT*	OPT*
Interior Windows & Skylights	12	17	17	18	19	21	19	20
Master Bed Configurations (*Replaces Queen)	Queen (60" x 75") Twin* (34" x 80")	Queen (60" x 75") Twin* (34" x 80")	Queen (60" x 75") Twin* (34" x 80")	Queen (60" x 75") Twin* (34" x 80")	Queen (60" x 75") Twin* (34" x 80")	Queen (60" x 75") Twin* (34" x 80")	Queen (60" x 75") Lower (54" x 76") Bunk (30" x 78")	Queen (60" x 75") Desk (31" x 77")
Convertible Dinette, Lounge and Bed	38" x 76"	42" x 97"	42" x 97"	42" x 97"	42" x 76"	42" x 76"	42" x 76"	42" x 76"
Sleeping Capacity	Up to 4	Up to 6	Up to 6	Up to 6	Up to 6	Up to 6	Up to 8	Up to 6

Flying Cloud Features

Exterior Features

Semi-Monocoque Aluminum Superstructure	STD
Fluorocarbon Treated UV Protected Aluminum Exterior	STD
Temperature Reducing One Piece White Aluminum Roof	STD
Thermal Barrier Protection Between Interior and Exterior	STD
Seamless Composite Flooring	STD
Handcrafted Welded Extruded Aluminum Window Frames	STD
Tempered Tinted Windows with Double Cam Latching System	STD
Manual ZipDee® Patio Awning with Sunbrella® Fabric	STD
ZipDee® Rear & Roadside Window Awning with Sunbrella® Fabric	OPT
LED Dimmable Patio Awning Light	STD
Polished Bumper with Storage	STD
LP (2 – 30 lb. Steel Tanks) with auto 2-stage regulator	STD
Aluminum Removable LP Cover	STD
Multi-Stage Converter with Auto Detect Features	STD
Exterior LP Gas Low Pressure Grill Connection	STD
Solar Front Window Protection	STD
Stainless Steel Front Stone Guard Protection	STD
Exterior Shower with Hot & Cold Water	STD
Lockable Fresh Water Tank Inlet	STD
City Water Inlet with Water Pressure Regulator	STD
Black Tank Flush System	STD
Hand Painted Chassis	STD
Torsion Axle Suspension	STD
Shock Absorber	STD
Powered Hitch Jack with Light	STD
4 Manual Heavy Duty Stabilizer Jacks	STD
Goodyear® Endurance ST225/75R15 Tires, Balanced	STD
Stylized Aluminum Wheels	STD
Nev-R-Lube® Sealed Bearings	STD
Nev-R-Adjust® Brakes	STD
Spare Tire – Full Size	STD
Solar Pre-wire (Rooftop & Front Access Points)	STD
300w Solar Package with Interior Monitor	OPT

Rear View Monitoring System	STD
Cable TV Hookup	STD
Satellite TV Hookup	STD
Dedicated Waste Hose Storage	STD
Custom Aluminum Handcrafted 26 in. Wide Entry Door with Window	STD
Aluminum Entry Door Handle	STD
Unique Front Door Key with Heavy Duty Deadbolt	STD
Cast Aluminum Door Hinges	STD
Airstream Custom Aluminum Entry Step	STD
Aluminum Rear Hatch with Screen (25FB and 27FB only)	OPT
LED Entrance Light	STD
LED Tank Service Light	STD
LED Storage Compartment Light	STD
Cast Aluminum LED Tail Lights	STD
License Plate Bracket with LED Light	STD
Enclosed Aluminum Insulated Heated Underbelly	STD

Interior Features

Complete Aluminum Interior Walls and Ceiling	STD
Quietstream™ A/C with Heat Pump & Electronic Thermostat	STD
Multi-Speed Roof with Rain Sensor	STD
Probeless Tank Monitoring System	STD
EcoBatt™ Insulation	STD
Handcrafted Aluminum Screen Door with Guards	STD
Panoramic Front Windows with Blackout Shades	STD
Handcrafted Italian Lite-Ply Laminated Cabinetry	STD
Seamless Vinyl Flooring	STD
LED Interior Lighting with Dimmer	STD
Overhead Storage with Soft Close Hinges	STD
Tankless On Demand LP Water Heater	STD
1000W Pure Sine Inverter	STD
Coat & Key Hooks	STD
Airstream Connected Pre-wire	STD

Galley Dinette & Lounge

3 Burner Cooktop (LP Gas)	STD
Baraldi Cooking Vent with Light	STD
Adjustable Powered Desk/Work Area with Chair	OPT
Laminate Galley Top	STD
Stainless Steel Sink	STD
Laminate Dinette Top	STD
Ultraleather® Lounge and Dinette Seating	STD
Dinette Converts to a Lounge & Sleeping Accommodations	STD
Pull out Lounge for Sleeping Accommodations (Models with Lounge)	STD
Flatware Organizer	STD
JL Stereo with Bluetooth®, Surround Sound and Subwoofer	STD
HD 12v TV with Omni Directional Antenna	STD
Aluminum Roller Blinds	STD
Delta® Faucet	

Bedroom Features

Choice of Either Queen or Twin Beds	STD
Front Bunk Bed (25FB and 27FB only)	OPT
Pillow Top Memory Foam Mattress	STD
Quilted Bedspread	STD
Decorative Throw Pillows	STD
Sleeping Pillows	STD
Reading LED Lights	STD
Under Bed Storage	STD
Overhead Storage with Heavy Duty Hinges	STD
Wardrobe with Hanging Bar	STD
HD 12v TV (Single Sharable TV in 23' model)	STD
Blackout Curtain(s)	STD
Removable Hand Held Shower Head with Shut Off	STD
Porcelain Toilet	STD
Lavy Sink	STD
Roof Vent/Fan	STD

Flying Cloud Features

Exterior Features

Semi-Monocoque Aluminum Superstructure	STD
Fluorocarbon Treated UV Protected Aluminum Exterior	STD
Temperature Reducing One Piece White Aluminum Roof	STD
Thermal Barrier Protection Between Interior and Exterior	STD
Seamless Composite Flooring	STD
Handcrafted Welded Extruded Aluminum Window Frames	STD
Tempered Tinted Windows with Double Cam Latching System	STD
Manual ZipDee® Patio Awning with Sunbrella® Fabric	STD
ZipDee® Rear & Roadside Window Awning with Sunbrella® Fabric	OPT
LED Dimmable Patio Awning Light	STD
Polished Bumper with Storage	STD
LP (2 – 30 lb. Steel Tanks) with auto 2-stage regulator	STD
Aluminum Removable LP Cover	STD
Multi-Stage Converter with Auto Detect Features	STD
Exterior LP Gas Low Pressure Grill Connection	STD
Solar Front Window Protection	STD
Stainless Steel Front Stone Guard Protection	STD
Exterior Shower with Hot & Cold Water	STD
Lockable Fresh Water Tank Inlet	STD
City Water Inlet with Water Pressure Regulator	STD
Black Tank Flush System	STD
Hand Painted Chassis	STD
Torsion Axle Suspension	STD
Shock Absorber	STD
Powered Hitch Jack with Light	STD
4 Manual Heavy Duty Stabilizer Jacks	STD
Goodyear® Endurance ST225/75R15 Tires, Balanced	STD
Stylized Aluminum Wheels	STD
Nev-R-Lube® Sealed Bearings	STD
Nev-R-Adjust® Brakes	STD
Spare Tire – Full Size	STD
Solar Pre-wire (Rooftop & Front Access Points)	STD
300w Solar Package with Interior Monitor	OPT

Rear View Monitoring System	STD
Cable TV Hookup	STD
Satellite TV Hookup	STD
Dedicated Waste Hose Storage	STD
Custom Aluminum Handcrafted 26 in. Wide Entry Door with Window	STD
Aluminum Entry Door Handle	STD
Unique Front Door Key with Heavy Duty Deadbolt	STD
Cast Aluminum Door Hinges	STD
Airstream Custom Aluminum Entry Step	STD
Aluminum Rear Hatch with Screen (25FB and 27FB only)	OPT
LED Entrance Light	STD
LED Tank Service Light	STD
LED Storage Compartment Light	STD
Cast Aluminum LED Tail Lights	STD
License Plate Bracket with LED Light	STD
Enclosed Aluminum Insulated Heated Underbelly	STD

Interior Features

Complete Aluminum Interior Walls and Ceiling	STD
Quietstream™ A/C with Heat Pump & Electronic Thermostat	STD
Multi-Speed Roof with Rain Sensor	STD
Probeless Tank Monitoring System	STD
EcoBatt™ Insulation	STD
Handcrafted Aluminum Screen Door with Guards	STD
Panoramic Front Windows with Blackout Shades	STD
Handcrafted Italian Lite-Ply Laminated Cabinetry	STD
Seamless Vinyl Flooring	STD
LED Interior Lighting with Dimmer	STD
Overhead Storage with Soft Close Hinges	STD
Tankless On Demand LP Water Heater	STD
1000W Pure Sine Inverter	STD
Coat & Key Hooks	STD
Airstream Connected Pre-wire	STD

Galley Dinette & Lounge

3 Burner Cooktop (LP Gas)	STD
Baraldi Cooking Vent with Light	STD
Adjustable Powered Desk/Work Area with Chair	OPT
Laminate Galley Top	STD
Stainless Steel Sink	STD
Laminate Dinette Top	STD
Ultraleather® Lounge and Dinette Seating	STD
Dinette Converts to a Lounge & Sleeping Accommodations	STD
Pull out Lounge for Sleeping Accommodations (Models with Lounge)	STD
Flatware Organizer	STD
JL Stereo with Bluetooth®, Surround Sound and Subwoofer	STD
HD 12v TV with Omni Directional Antenna	STD
Aluminum Roller Blinds	STD
Delta® Faucet	

Bedroom Features

Choice of Either Queen or Twin Beds	STD
Front Bunk Bed (25FB and 27FB only)	OPT
Pillow Top Memory Foam Mattress	STD
Quilted Bedspread	STD
Decorative Throw Pillows	STD
Sleeping Pillows	STD
Reading LED Lights	STD
Under Bed Storage	STD
Overhead Storage with Heavy Duty Hinges	STD
Wardrobe with Hanging Bar	STD
HD 12v TV (Single Sharable TV in 23' model)	STD
Blackout Curtain(s)	STD
Removable Hand Held Shower Head with Shut Off	STD
Porcelain Toilet	STD
Lavy Sink	STD
Roof Vent/Fan	STD

Towel Bar/Ring	STD
Retractable Clothes Line in Shower	STD
Delta® Faucet	STD
Airstream Logo Entrance Mat	STD
Fire Extinguisher	STD
Emergency Manual Crank for Powered Hitch Jack	STD
LP, Smoke & Carbon Monoxide Detectors	STD
Built In Winterization Kit	STD
TRA Certified Green: Emerald Status (Highest Rating)	STD
Internally Routed A/C Condensation Drain Line to Wheel Well	STD
3 Year Airstream Limited Warranty (Transferable)	STD
3 Year 24/7 Coach-Net® Roadside Assistance	STD



Full desk that converts into additional sleeping space (30FB Office)

Power desk option available on the 25FB and 27FB floor plans

Towel Bar/Ring	STD
Retractable Clothes Line in Shower	STD
Delta® Faucet	STD
Airstream Logo Entrance Mat	STD
Fire Extinguisher	STD
Emergency Manual Crank for Powered Hitch Jack	STD
LP, Smoke & Carbon Monoxide Detectors	STD
Built In Winterization Kit	STD
TRA Certified Green: Emerald Status (Highest Rating)	STD
Internally Routed A/C Condensation Drain Line to Wheel Well	STD
3 Year Airstream Limited Warranty (Transferable)	STD
3 Year 24/7 Coach-Net® Roadside Assistance	STD



Full desk that converts into additional sleeping space (30FB Office)

Power desk option available on the 25FB and 27FB floor plans



AIRSTREAM®

1001 West Pike
Street, P.O. Box 629
Jackson Center, OH
45334 USA
937-596-6111

www.airstream.com

The Airstream Travel Trailer Fleet



Product information, specifications, and photography in this brochure were as accurate as possible at time of printing. Photographs may contain some features that are optional on your vehicle.

Since we continually strive to improve our products, actual products may differ. Prices and specifications are subject to change without notice. All capacities are approximate and dimensions are nominal. Some features or options may be different or unavailable in other countries.

Warning – This information is intended as a guide only. Weights of individual vehicles may vary. Consult your owner's manual for complete loading, weighing, and towing instructions. Do not overload the travel trailer.

AIRSTREAM®, the Airstream travel trailer trade dress, and all related model names, slogans, logos, trade dress, and trademarks are owned or used under license by Airstream, Inc. All other trademarks are owned by their respective owners.

All content and images
© Airstream 2022

MKT-000071
8/21 D



AIRSTREAM®

1001 West Pike
Street, P.O. Box 629
Jackson Center, OH
45334 USA
937-596-6111

www.airstream.com

The Airstream Travel Trailer Fleet



Product information, specifications, and photography in this brochure were as accurate as possible at time of printing. Photographs may contain some features that are optional on your vehicle.

Since we continually strive to improve our products, actual products may differ. Prices and specifications are subject to change without notice. All capacities are approximate and dimensions are nominal. Some features or options may be different or unavailable in other countries.

Warning – This information is intended as a guide only. Weights of individual vehicles may vary. Consult your owner's manual for complete loading, weighing, and towing instructions. Do not overload the travel trailer.

AIRSTREAM®, the Airstream travel trailer trade dress, and all related model names, slogans, logos, trade dress, and trademarks are owned or used under license by Airstream, Inc. All other trademarks are owned by their respective owners.

All content and images
© Airstream 2022

MKT-000071
8/21 D