

**FR3**  
FOREST RIVER

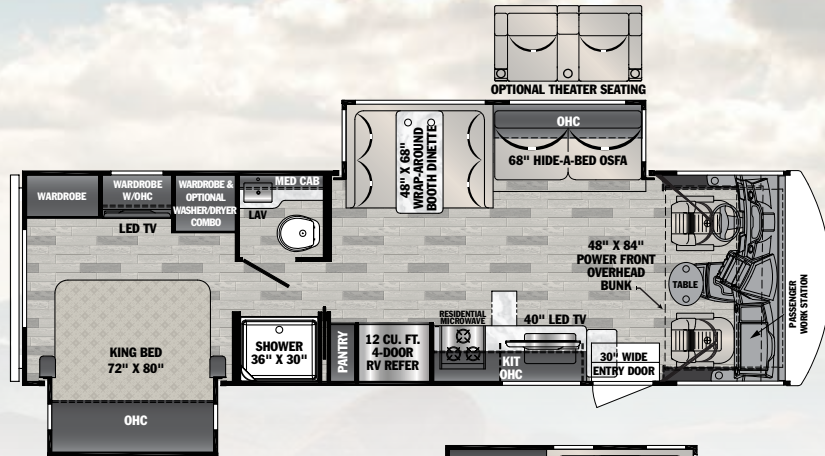
**FR3**  
FOREST RIVER

2023

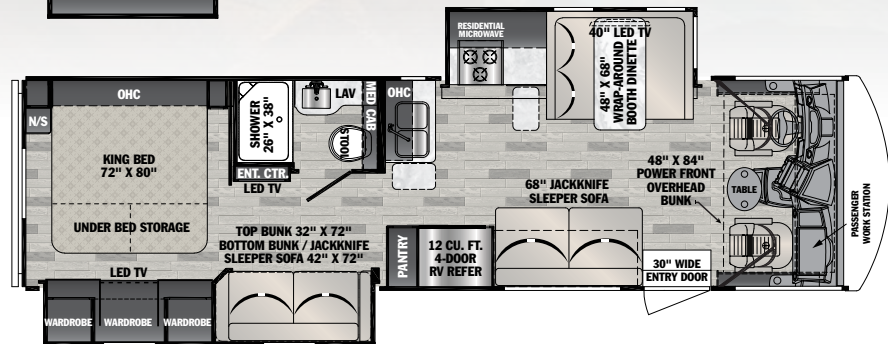




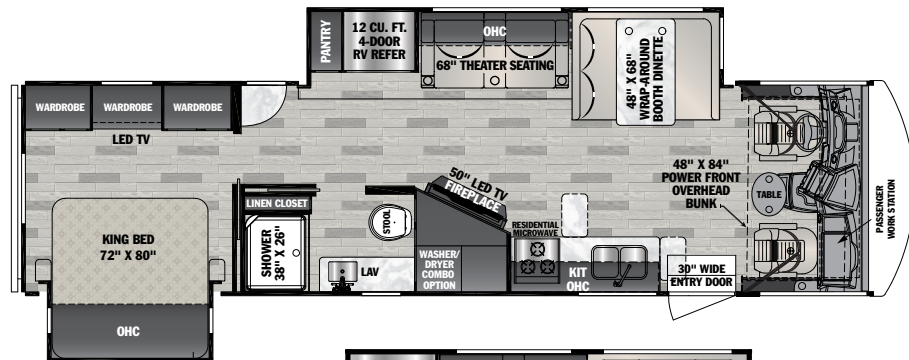
30DS



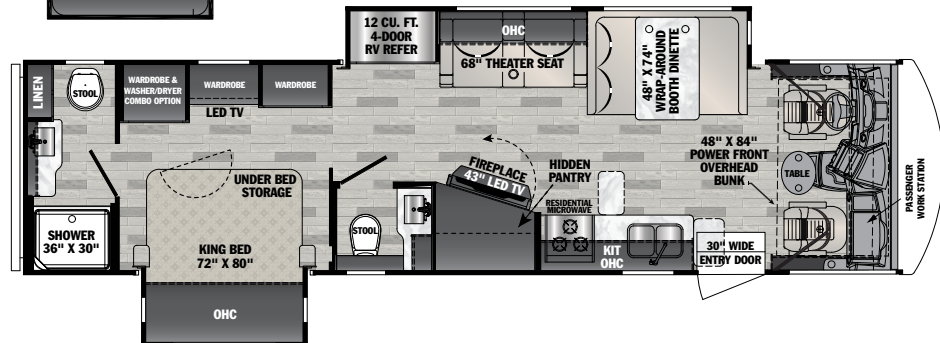
32DS



33DS



34DS





# STANDARDS & FEATURES

## MOTOR HOME CHASSIS & COCKPIT

Ford F53 Gas Class A Motor Home Chassis  
 7.3L 445 cu. in. V-8 6-Speed TorqueShift Transmission 350 HP & 468 Ft-Lbs MO'Ryde Chassis Conversion Uplift (SEE CONSTRUCTION DIAGRAM)  
 Molded ABS Ergonomic Cockpit Dash  
 - Passenger Side Flip Over Work Station  
 - Deep Passenger Side Glove Box  
 - Passenger Side 110 & 12V Outlets  
 - Driver & Passenger Side Molded Arm Rests w/Cup Holder  
 - Sony 9.6" Dash Radio AM/FM/Bluetooth/Color Back Up Monitor/Apple CarPlay & Android Auto  
 - Center Switch Bank for Lights and Speaker Controls, etc.  
 - Scuff-Resistant, Low-Profile Cockpit Engine Cover  
 - Phone & Tablet Holder  
 - Flush Access Panel (Top of Dash)  
 - Multi-Port USB/12V Charging Station  
 Power Front Sun/Privacy Shade  
 Driver & Passenger Side Manual Pull Down Roller Shades  
 Two Tone Ultra Leather Driver/Passenger Seating w/Double Stitching  
 Truck Bed Lined - Low Profile Cockpit Engine Cover  
 Driver/Passenger LED Map Lights  
 Driver/Passenger Speakers  
 Fixed Cockpit Diamond Plate Rubber Floor Mats  
 Adjustable 3 Point Seat Belts (Driver/Passenger)  
 Removable Pedestal Cockpit Conversation Table w/Cup Holders

## MOTOR HOME CONSTRUCTION & EXTERIOR

Vacuum Bonded Construction (Roof/Sidewalls/Floor)  
 (SEE CONSTRUCTION DIAGRAM)  
 Power Gear SlimRack® Slideouts (Deep Slideouts Various Models)  
 Pearl Grey Gel-Coat Sidewalls w/Matte Black Graphic Package  
 Pearl Grey Gel-Coated Fiberglass Front Cap w/Auto Bonded Windshield & Lighted Logo  
 Matte Black Side-Swing Front Grill w/Mesh Bug Shield  
 Steel Firewall & A-Pillar Extension (SEE CONSTRUCTION DIAGRAM)  
 Bi-LED Headlamps & Lower LED Fog Lights

LED Turn Signals, LED Marker Lights & LED Strip/Turn Light  
 Front License Plate Landing w/Mounting Bracket  
 Power/Heated Exterior Mirrors  
 Body Mounted Side & Rear view Camera Package  
 One Piece Fiberglass Roof w/Extended Rain Spouts  
 Heavy Duty Slam Latch Storage Compartment Doors  
 30" Wide Entry Door w/Deadbolt Lock & Screen Door  
 Triple Electric Hideaway Entrance Steps  
 Rubberized Entry Assist Handle  
 Max Flow Slider Windows  
 "SUPER STORAGE" Rear Cargo Compartment  
 Grey Rotocast Storage Boxes w/Drains  
 Power Patio Awning w/LED Light  
 Slideout Room Topper Awnings  
 Outside Shower  
 Dual Rear LED Tail Lights  
 Rear License Plate Bracket  
 Powder Coated Steel Rear Bumper  
 5,000 lb. Tow Hitch  
 w/7-Way Plug (pre-wired for brake controller & charge line)  
 Outside Entertainment Center w/12V TV  
 Marine-Grade Bluetooth Radio & Exterior Speakers  
 Quick Connect Exterior LP Fitting  
 Stainless Steel Wheel Liners w/Valve Extenders

## MOTOR HOME INTERIOR

Flush Floor Construction (no steps into cockpit)  
 Interior Metal Entry Assist Handle  
 Rubber Tread Entry Steps  
 Power Fold-Away Overhead Bunk w/Ladder & Safety Net (350lbs Weight Capacity)  
 84" Interior Ceilings  
 LED Lighting Throughout (5000K Cool/Daylight White)  
 LED Dimmer Lighting in Living Area  
 Black Hardware, Appliances, Plumbing  
 Fixtures, Glass Shower Door Frame  
 IVC Residential Vinyl Flooring  
 Custom Countertops w/Flip-up & Pullout Countertop Extensions  
 Stainless Steel Kitchen Sink w/Bamboo Cutting Board & Roll Up Drying Rack  
 Trash Can Storage Area Below Sink  
 30" Residential OTR Microwave Oven

Norcold Four Door 12 cu. ft. Gas/Electric RV Refrigerator  
 3-Burner Cooktop w/ 21" Oven, Flush Mount Glass Stove Cover with Backlit Oven Control Knobs  
 Two Tone Ultra Leather Sofa (Hide-a-Bed 30DS, Jack Knife 32DS)  
 Two Tone Ultra Leather Theatre Seating w/Cup Holders & 12V (33DS, 34DS)  
 Two Tone Ultra Leather Wrap Around Dinette Booth w/Cup Holders (Comfort Lounge)  
 Dual Access Dinette Storage w/Doors  
 Heavy Duty Full Extension Ball Bearing Drawer Guides  
 Black Roller Shades w/Residential Window Treatments  
 Kitchen Flip Up 40" 12V LED TV w/Storage Area Behind (30DS)  
 40" 12V LED TV w/Dual Dinette Windows (32DS)  
 40" 12V LED TV (33DS)  
 40" 12V LED TV w/Hidden Pantry Area Behind (34DS)  
 Oversized Kitchen Pantries (All Models)  
 Porcelain Toilet w/Foot Flush (34DS Macerator Stool Half Bath)  
 Stainless Steel Under Mount Lavatory Sink  
 3 Piece Sliding Glass Shower Door  
 12V Power Vent Fan (Bathroom)  
 Residential Style Bathroom Faucet  
 Two Tone Ultra Leather Jackknife Bunk Sofa w/Filler Cushion & Cup Holders  
 Flip Up Top Bunk (32DS)  
 32" 12V LED TV/Bunk Entertainment Area (32DS)  
 Latching Privacy Pocket Doors  
 72" x 80" Residential King Bed w/Under Bed Storage Drawers (32DS, 34DS)  
 Bedroom Wardrobe  
 Night Stands w/Charging Stations  
 Wash/Dryer Prep (N/A 32DS)  
 32" Flip Up 12V LED Bedroom TV w/Storage Behind  
 CPAP Prep Bedroom Overhead

## MOTOR HOME SYSTEMS

Hydraulic 4-Point Auto Leveling Jacks  
 Forest River Command Center  
 - Tank Levels  
 - Battery Level Indicator  
 - LP Level Indicator  
 - Generator Hour Meter & Start-Stop

- Arctic Package (Heated Holding Tanks/Termination Valves)  
 - Water Pump Power Switch  
 - Water Heater LP Switch  
 - Slide-Out Controls  
 5.5KW NPS Yamaha Generator w/PureSine Inverter Technology (Manual/Keyless Start)  
 Winegard 360+ HD TV & AM/FM Antenna w/WiFi & LTE Controller  
 Merlin Solar Controller (360W Capacity) w/115W Solar Flex Panel  
 (2) GE Ducted Roof A/Cs (15,000 BTU Front, 13,500 BTU Rear) with Heat Pump in Front A/C  
 (2) Deep Cycle House Batteries  
 Battery Disconnect Switch  
 Keyed Overhead Bunk Lockout Switch  
 Emergency Start Switch  
 6 Gallon Gas/Electric Water Heater (16.2 GPH Quick Recovery)  
 Black Tank Flush  
 35,000 BTU Furnace  
 50 Amp Service  
 70 Amp Progressive Dynamics Power Converter w/Charge Wizard & Auto Transfer Switch  
 103 lb. LP Tank  
 USB Charging Stations  
 12V Maxx Air Power Roof Vent  
 Carbon Monoxide & LP Detector  
 Smoke Alarm  
 Fire Extinguisher  
 5,000 BTU Linear Fireplace (33DS, 34DS)

## MOTOR HOME DÉCOR

Fossil Maple Cabinetry with Solid Wood Shaker Doors Standard  
 Mink Interior  
 Seaport Storm Interior

## MOTOR HOME OPTIONS

Two Tone Ultra Leather Theatre Seating w/Cup Holders & 12V on 30DS (in place of Hide-a-Bed)  
 Combo Washer/Dryer on 30DS, 33DS, 34DS (N/A 32DS)



# CONSTRUCTION LAYERS

## MULTI-LAYERED LAMINATED ROOF SYSTEM

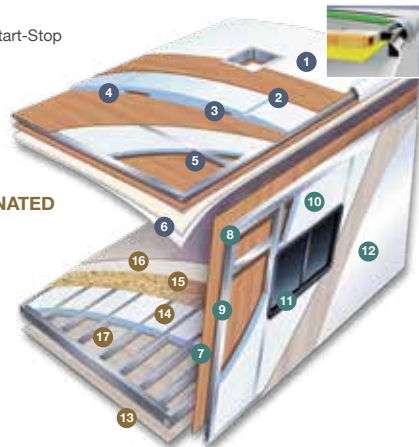
1. Crowned Exterior Fiberglass Roof (Flat Interior Ceiling)
2. 1/4" Decking
3. Block Foam Insulation
4. A/C Ducts
5. Tubular Aluminum Framing
6. Interior Hard Pan Vinyl

## VACUUM-BOND LAMINATED SIDEWALLS

7. Decorative Interior Wall Board
8. Tubular Aluminum Framing
9. EGS Metal Backers Increase Support for Interior Cabinetry
10. Block Foam Insulation
11. Openings Framed in Aluminum
12. Gelcoat Fiberglass Exterior

## VACUUM-BOND LAMINATED FLOOR SYSTEM

13. Vapor Barrier
14. Block Foam Insulation
15. Seamless Floor Decking
16. Linoleum Flooring Throughout Entire Coach
17. 1" Aluminum Framing





# SPECIFICATIONS

	30DS	32DS	33DS	34DS
Chassis	Ford	Ford	Ford	Ford
Engine	V-8	V-8	V-8	V-8
Horsepower	350HP	350HP	350HP	350HP
Torque	468 ft-lbs	468 ft-lbs	468 ft-lbs	468 ft-lbs
Wheelbase	228"	228"	228"	228"
Fuel Tank	80 gal	80 gal	80 gal	80 gal
Tire Size	245/70R19.5	245/70R19.5	245/70R19.5	245/70R19.5
GVWR	20,500 lbs	20,500 lbs	20,500 lbs	20,500 lbs
GCWR	23,000 lbs	26,000 lbs	26,000 lbs	26,000 lbs
GAWR Front	7,500 lbs	7,500 lbs	7,500 lbs	7,500 lbs
GAWR Rear	13,500 lbs	13,500 lbs	13,500 lbs	13,500 lbs
Exterior Storage	115 cu ft	152 cu ft	161 cu ft	184 cu ft
LP Tank	103 lbs	103 lbs	103 lbs	103 lbs
Water Heater	6 gal	6 gal	6 gal	6 gal
Furnace	35,000 BTU	35,000 BTU	35,000 BTU	35,000 BTU
Fresh Water	52 gal	52 gal	52 gal	52 gal
Gray Water	42 gal	42 gal	42 gal	52 gal
Black Water	42 gal	42 gal	42 gal	52 gal
Length	31' 11"	33' 11"	34' 10"	35' 11"
Exterior Width	101"	101"	101"	101"
Exterior Height with A/C	12' 5"	12' 5"	12' 5"	12' 5"
Interior Width	99.5"	99.5"	99.5"	99.5"
Interior Height	82"	82"	82"	82"
Awning Length	16'	12'	19'	17'

**GVWR (Gross Vehicle Weight Rating)** is the maximum permissible weight of the unit when fully loaded. It includes all weights, inclusive of all fluids, occupants, cargo, optional equipment and accessories. For safety and product performance do NOT exceed the GVWR.

**GCWR (Gross Combined Weight Rating)** is the maximum permissible loaded weight of your motor home and any towed trailer or towed vehicle. Actual GCWR of this vehicle may be limited by the sum of the GVWR and the installed hitch receiver maximum capacity rating; see hitch rating label for detail.

**GAWR (Gross Axle Weight Rating)** is the maximum permissible weight, including cargo, fluids, optional equipment and accessories that can be safely supported by each axle.

**UVW (Unloaded Vehicle Weight)\*** is the typical weight of the unit as manufactured at the factory. It includes all weight at the unit's axle(s), including full fuel, all fluids and LP Gas. The UVW does not include cargo, fresh potable water, additional optional equipment or dealer installed accessories.

\*Estimated Average based on standard build optional equipment.

**CCC (Cargo Carrying Capacity)\*\*** is the amount of weight available for fresh potable water, cargo, passengers, additional optional equipment and accessories. CCC is equal to GVWR minus UVW. Available CCC should accommodate fresh potable water (8.3 lbs per gallon). Before filling the fresh water tank, empty the black and gray tanks to provide for more cargo capacity.

\*\* Estimated average based on standard build optional equipment

Each Forest River RV is weighed at the manufacturing facility prior to shipping. A label identifying the unloaded vehicle weight of the actual unit and the cargo carrying capacity is applied to every Forest River RV prior to leaving our facilities.

The load capacity of your unit is designated by weight, not by volume, so you cannot necessarily use all available space when loading your unit.

Actual towing capacity is dependent upon your particular loading and towing circumstances, which includes the GVWR, GAWR and GCWR as well as adequate trailer brakes. Please refer to the Operator's Manual of your vehicle for further towing information.

## CUSTOMER SATISFACTION



[www.ForestRiverBuyLocal.com](http://www.ForestRiverBuyLocal.com)

## YOUR FR3 DEALER

**FREE MEMBERSHIP**  
to Forest River Owners' Group

[www.forestriverfrog.com](http://www.forestriverfrog.com)



**Learn More**  
Scan this barcode using  
a QR Reader on your  
smart phone to learn  
more about Forest River.



A Berkshire Hathaway company.



F53 Class A motorhome chassis

### 24/7 EMERGENCY ROADSIDE ASSISTANCE WITH VEHICLE PURCHASE\*

TOWING  
JUMP-STARTS  
TIRE CHANGES  
FLUID DELIVERY  
LOCKOUT  
SERVICE

WINCH-OUT  
MOBILE MECHANIC  
TECHNICAL  
SUPPORT  
DEALER LOCATOR  
SERVICES



\*VALID FOR 1 YEAR FROM DATE OF PURCHASE

All information contained in this brochure is believed to be accurate at the time of publication. However, during the model year, it may be necessary to make revisions and Forest River, Inc., reserves the right to make all such changes without notice, including prices, colors, materials, equipment and specifications as well as the addition of new models and the discontinuance of models shown in this brochure. Therefore, please consult with your Forest River, Inc., dealer and confirm the existence of any materials, design or specifications that are material to your purchase decision. 9/22

©2022 FR3

a Division of Forest River, Inc., a Berkshire Hathaway company. All Rights Reserved.

# FR3

FOREST RIVER

**Forest River, Inc.**  
**FR3 Division**  
**902 County Road 1**  
**Elkhart, IN 46515**  
**(574) 367.3285**