


**MINI TRAVEL TRAILERS**

MODEL	WEIGHT	CARRYING CAPACITY	HITCH WEIGHT	FRESH WATER**	WASTE WATER	GRAY WATER	LPG	LENGTH*	WIDTH	HEIGHT	AWNING
1740RK	4039	1161	525	27	30	30	20	21' 5"	8'	10' 2"	10'
1750RD	3378	1022	520	27	30	30	20	21' 5"	8'	10' 2"	10'
1760BH	3757	743	520	27	30	30	20	21' 5"	8'	10' 2"	10'
1790FQ	3694	786	480	27	32	30	20	21' 5"	8'	10' 2"	10'
1800BH	3375	1025	485	27	30	30	20	21' 5"	8'	10' 2"	10'
1860SS	4179	821	615	27	30	30	20	22' 10"	8'	10' 4"	14'
2010BH	4085	1915	570	27	30	30	20	22' 10"	8'	10' 5"	10'

**WESTERN TRAVEL TRAILERS**

MODEL	WEIGHT	CARRYING CAPACITY	HITCH WEIGHT	FRESH WATER**	WASTE WATER	GRAY WATER	LPG	LENGTH*	WIDTH	HEIGHT	AWNING
202QBWE	4527	1973	550	60	40	40	60	25' 0"	8'	10' 9"	12'
220BHWE	4883	2687	570	60	38	78	60	26' 11"	8'	11' 4"	14'
222RDWE	4729	2791	520	60	40	40	60	26' 3"	8'	10' 11"	16'
240BHWE	5947	1743	690	60	38	78	60	28' 11"	8'	10' 11"	18'
242RKWE	5890	1840	730	60	38	80	60	28' 8"	8'	10' 11"	14'
260TBLWE	5020	2505	690	60	38	40	60	28' 10"	8'	10' 9"	16'
280BHWE	6878	2712	790	60	40	78	60	32' 11"	8'	11' 3"	18'
282BHWE	6676	2844	720	60	38	78	60	32' 2"	8'	11' 3"	18'
285TLWE	6680	2820	800	60	69	117	60	33' 6"	8'	11' 3"	21'
295BHWE	6986	2734	920	60	38	78	60	33' 5"	8'	10' 11"	18'
298BHWE	6857	2623	680	60	38	78	60	32' 9"	8'	10' 11"	18'
38BH	9075	2025	915	56	39	69	60	38' 11"	8'	11' 5"	21'
38FL	8584	2521	945	56	39	69	60	38' 11"	8'	11' 5"	21'
38FQ	8900	2100	845	56	39	69	60	38' 11"	8'	11' 5"	21'

LAUNCHING AS STANDARD EQUIPMENT ON ALL KEYSTONE TRAVEL TRAILERS AND FIFTH WHEELS, FALL 2021



WESTERN  
**SPRINGDALE**  
THE SURPRISINGLY CLEVER CAMPER



**The Solar Energy System You've Been Waiting For**  
Impossibly versatile, exceptionally designed, SolarFlex is shattering customers' expectations of factory-installed solar power. SolarFlex eliminates the guesswork to deliver affordable, high quality solar energy systems.

All Springdale models are equipped with SolarFlex 200.



Learn more about the SolarFlex difference and packages now available.

**THE SURPRISINGLY CLEVER CAMPER**

Easy to operate, versatile, and unexpectedly delightful, that is what you can expect from your new Springdale. For many campers, Springdale will be your very first Keystone. For this reason and more, Springdale RVs are built to captivate with more functionality, more storage, more convenience, and more thoughtful features. Welcome to the family. Welcome to Springdale.

**UNEXPECTED STORAGE**

- Spacious, easy-to-access under-bed storage
- Brilliant second shelf above master bed, doubling storage
- Thoughtful flip-down sofa kick plates with cubby storage
- Shoe cubbies beneath all entertainment centers
- USB ports with wall-mounted storage nets

**UNEXPECTED TOUCHES**


- Master bedroom laundry chute
- Magnetic knife & utensil holder
- Larger campsite windows
- 12V, solar-compatible refrigerator with more storage
- Arched ceilings

**EFFORTLESS CAMPING**

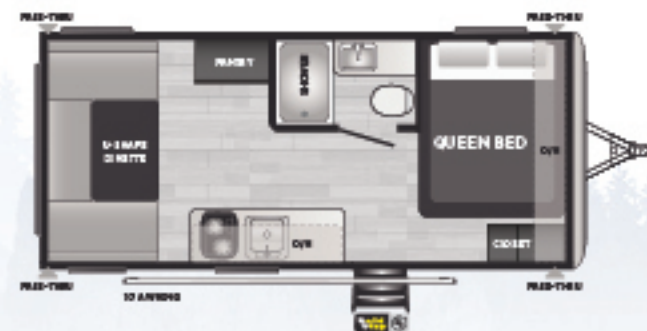
- SolarFlex™ 200 as standard equipment on every model -- protects your batteries, operates 12V systems, and is easily expandable
- 12V power tongue jack
- 12V electric stabilizer jacks
- 12V power awnings







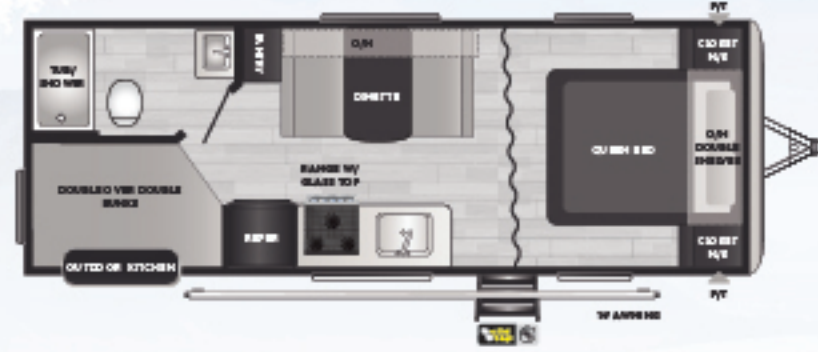
**NEW**  
**1740RK** | Rear kitchen, incredible countertop space, Murphy bed  
WEIGHT 4039 LENGTH 21' 5"



**1750RD** | Rear dinette, w/ panoramic view  
WEIGHT 3378 LENGTH 21' 5"



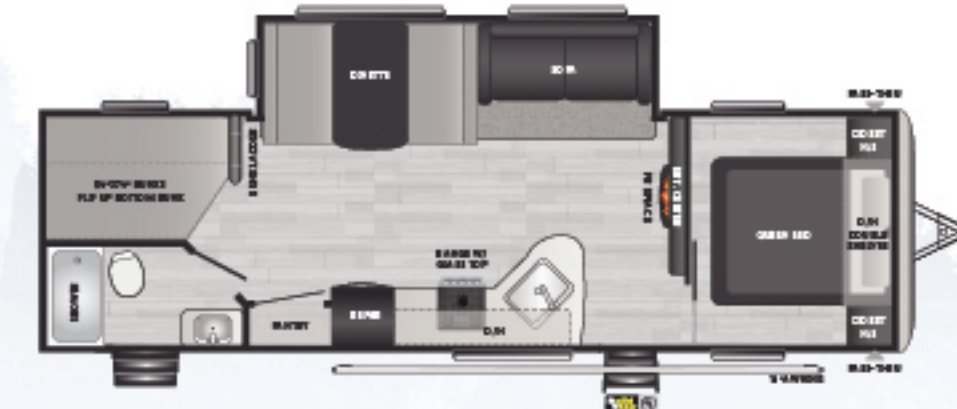
**202QBWE** | Rear dinette, panoramic view  
WEIGHT 4527 LENGTH 25' 0"



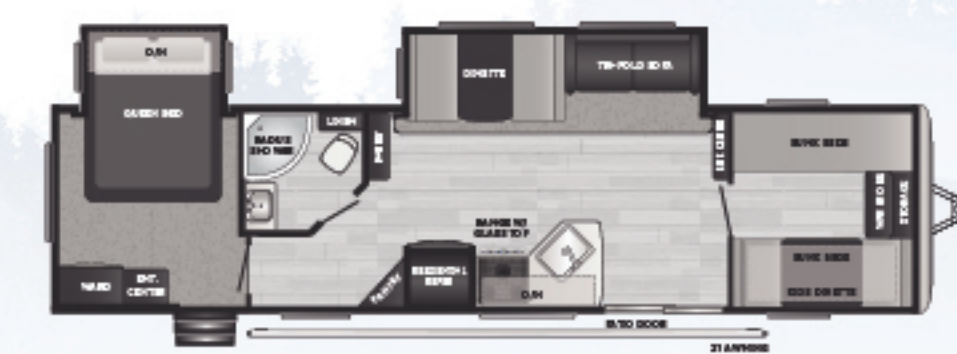
**220BHWE** | Double bunks, outdoor kitchen  
WEIGHT 4883 LENGTH 26' 11"



**280BHWE** | Large slide, walk-in pantry, double bunks  
WEIGHT 6878 LENGTH 32' 11"



**282BHWE** | Large slide, double entry, double bunks  
WEIGHT 6676 LENGTH 32' 2"



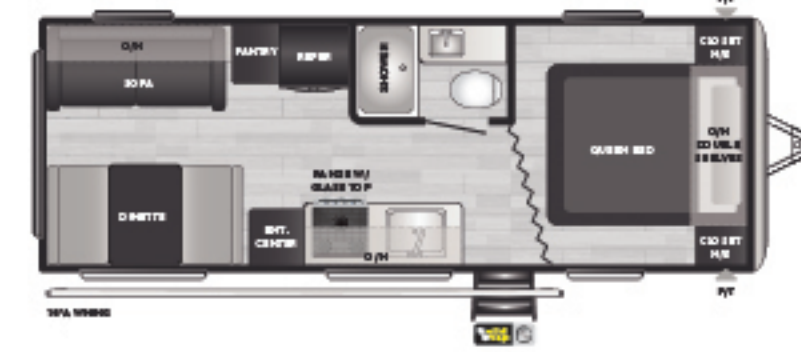
**38BH** | Private bunkroom, maximum sleeping capacity, glass patio door  
WEIGHT 9075 LENGTH 38' 11"



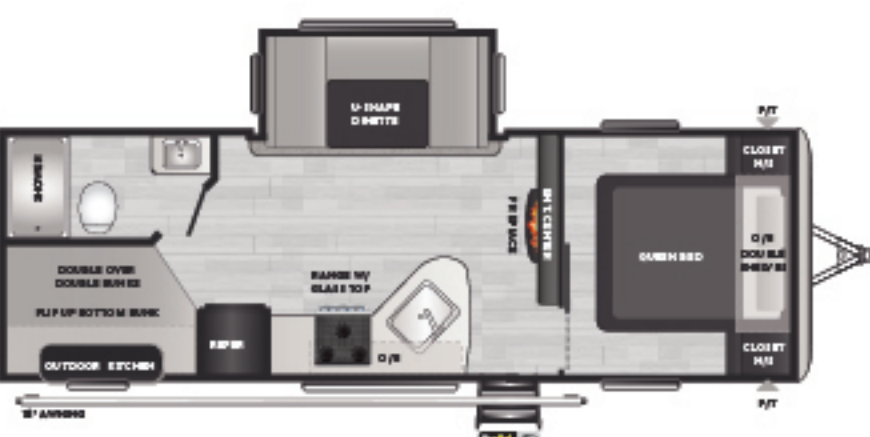
**1760BH** | Single axle, bunkhouse w/dinette slide  
WEIGHT 3757 LENGTH 21' 5"



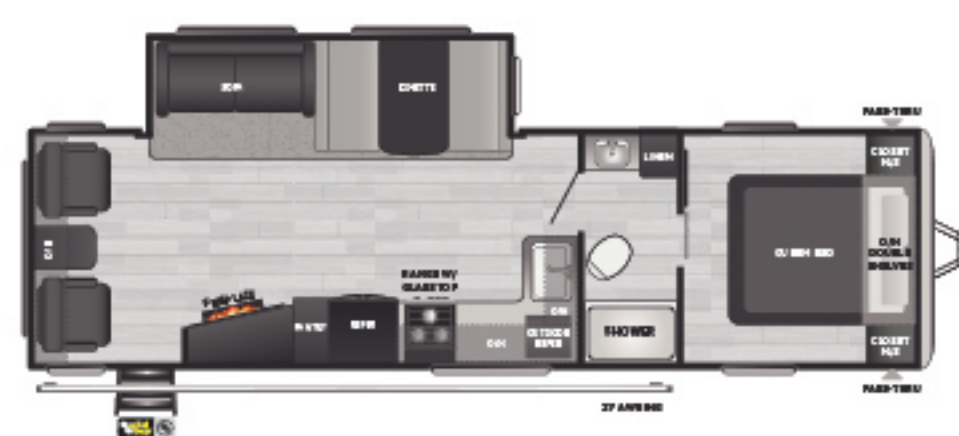
**1790FQ** | Couple's coach, dinette slide, large bathroom  
WEIGHT 3694 LENGTH 21' 5"



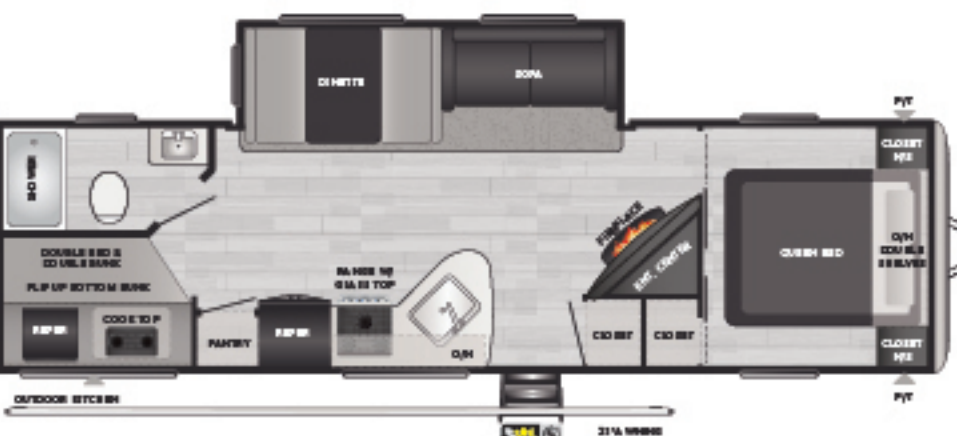
**222RDWE** | Rear dinette and sofa w/ panoramic view  
WEIGHT 4729 LENGTH 26' 3"



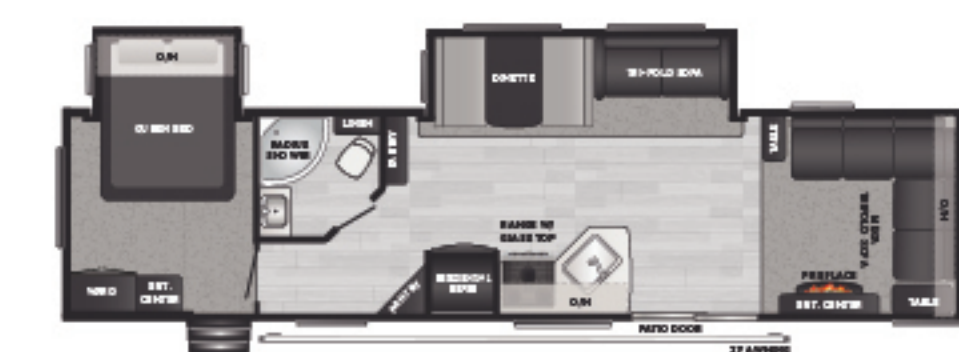
**240BHWE** | #1 Selling floorplan  
WEIGHT 5947 LENGTH 28' 11"



**NEW**  
**285TLWE** | Rear living, fireplace, xtra storage in bathroom  
WEIGHT 6680 LENGTH 33' 6"



**295BHWE** | Double bunks w/ closet and pantry, outdoor kitchen  
WEIGHT 6966 LENGTH 33' 5"




**38FL** | Front lounge w/ fireplace, glass patio door  
WEIGHT 8584 LENGTH 38' 11"



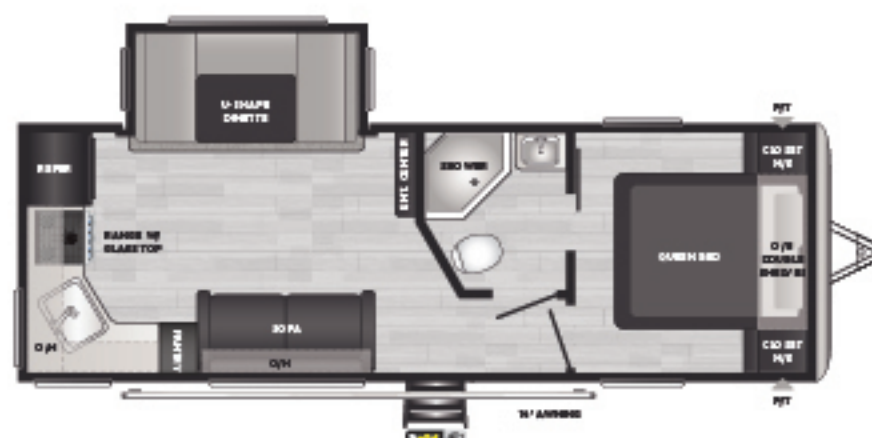
**38FQ** | Two queen bedrooms, glass patio door  
WEIGHT 8900 LENGTH 38' 11"




**1800BH** | #1 Selling floorplan, bunkhouse  
WEIGHT 3375 LENGTH 21' 5"




**1860SS** | Large slide room w/ pantry/wardrobe combo  
WEIGHT 4179 LENGTH 22' 10"




**242RKWE** | Small slide, rear kitchen, dual entry bath  
WEIGHT 5890 LENGTH 28' 8"



**260TBWE** | Double bunks, lightweight  
WEIGHT 5020 LENGTH 28' 10"



**298BHWE** | Large slide, quad bunks, outside kitchen  
WEIGHT 6857 LENGTH 32' 9"



**NEW**  
**2010BH** | Double bunks, lightweight, double axle  
WEIGHT 4085 LENGTH 22' 10"



SCAN HERE TO LEARN MORE

**INTRODUCING: SPRINGDALE'S ONYX STORM**

FOR 2022, SPRINGDALE IS LAUNCHING OUR ALL-NEW COTTAGE LUXE INTERIOR DESIGN THAT BLENDS STATEMENT-MAKING MATTE BLACK CABINERY WITH CLEAN WHITES, NATURAL WOOD AND SOFT GOLD FINISHES - A CLASSIC AND COMFORTABLE PALETTE, READY FOR YOUR PERSONAL STYLE.

