

MINI TRAVEL TRAILERS

MODEL	WEIGHT	CARRYING CAPACITY	HITCH WEIGHT	FRESH WATER**	WASTE WATER	GRAY WATER	LPG	LENGTH*	WIDTH	HEIGHT	AWNING
1740RK	4039	1161	525	27	30	30	20	21' 5"	8'	10' 2"	10'
1750RD	3378	1022	520	27	30	30	20	21' 5"	8'	10' 2"	10'
1760BH	3757	743	520	27	30	30	20	21' 5"	8'	10' 2"	10'
1790FQ	3694	786	480	27	32	30	20	21' 5"	8'	10' 2"	10'
1800BH	3375	1025	485	27	30	30	20	21' 5"	8'	10' 2"	10'
1860SS	4179	821	615	27	30	30	20	22' 10"	8'	10' 4"	14'
2010BH	4155	1845	545	27	30	30	20	22' 10"	8'	10' 5"	10'


EASTERN TRAVEL TRAILERS

MODEL	WEIGHT	CARRYING CAPACITY	HITCH WEIGHT	FRESH WATER**	WASTE WATER	GRAY WATER	LPG	LENGTH*	WIDTH	HEIGHT	AWNING
202RD	4635	1865	565	52	30	30	40	25' 0"	8'	10' 11"	12'
220RD	4799	2781	580	52	30	30	40	26' 3"	8'	10' 11"	16'
251BH	6330	1580	915	52	39	69	40	29' 11"	8'	10' 11"	18'
260BH	5136	2374	510	52	30	30	40	28' 10"	8'	10' 6"	12'
266RL	6231	1414	645	52	39	39	40	28' 11"	8'	10' 11"	16'
280BH	7020	2580	805	52	39	60	40	32' 11"	8'	11' 3"	18'
282BH	6735	1865	690	52	39	69	40	32' 2"	8'	11' 3"	18'
285TL	6900	2620	725	52	30	69	40	33' 6"	8'	11' 3"	21'
293RK	6948	1852	830	52	30	69	40	33' 4"	8'	10' 11"	16'
295BH	6999	2751	955	52	39	69	40	33' 5"	8'	10' 11"	21'
298BH	6802	2678	685	52	30	39	40	32' 8"	8'	10' 11"	18'
303BH	7839	1931	970	52	39	39	40	35' 1"	8'	11' 4"	17'
31RE	8158	1602	960	52	30	78	40	35' 10"	8'	10' 11"	18'
335BH	8069	3131	1100	52	69	117	40	37' 9"	8'	10' 11"	12'
38BH	9075	2025	915	56	39	69	60	38' 11"	8'	11' 5"	21'
38FL	8584	2521	945	56	39	69	60	38' 11"	8'	11' 5"	21'
38FQ	8900	2100	845	56	39	69	60	38' 11"	8'	11' 5"	21'

DISCLAIMER: Product information is as accurate as possible as of the date of publication of this brochure. All features, floor plans, and specifications in this brochure are subject to change without notice. Please also consult Keystone's web site at www.keystonerv.com for more current product information and specifications. **Tow Vehicle Disclaimer:** CAUTION: Owners of Keystone recreational vehicles are solely responsible for the selection and proper use of tow vehicles. All customers should consult with a motor vehicle manufacturer or their dealer concerning the purchase and use of suitable tow vehicles for Keystone products. Keystone disclaims any liability or damages suffered as a result of the selection, operation, use or misuse of a tow vehicle. **KEYSTONE'S LIMITED WARRANTY DOES NOT COVER DAMAGE TO THE RECREATIONAL VEHICLE OR THE TOW VEHICLE AS A RESULT OF THE SELECTION, OPERATION, USE OR MISUSE OF THE TOW VEHICLE.** *Length is defined as the distance from the centerline of hitch pin/coupler to rear bumper of trailer. ** Fresh water capacity includes water heater. Please review owner's manual prior to purchase for more information on service warranties, extended use, towing and maintenance. Owner's manuals can be found at keystonerv.com.



LAUNCHING AS STANDARD EQUIPMENT ON ALL KEYSTONE TRAVEL TRAILERS AND FIFTH WHEELS, FALL 2021



The Solar Energy System You've Been Waiting For
 Impossibly versatile, exceptionally designed, SolarFlex is shattering customers' expectations of factory-installed solar power. SolarFlex eliminates the guesswork to deliver affordable, high quality solar energy systems.

All Springdale models are equipped with SolarFlex 200.



Learn more about the SolarFlex difference and packages now available.

PRINT 10_2021

SPRINGDALE

THE SURPRISINGLY CLEVER CAMPER



THE SURPRISINGLY CLEVER CAMPER

Easy to operate, versatile, and unexpectedly delightful, that is what you can expect from your new Springdale. For many campers, Springdale will be your very first Keystone. For this reason and more, Springdale RVs are built to captivate with more functionality, more storage, more convenience, and more thoughtful features. Welcome to the family. Welcome to Springdale.

UNEXPECTED STORAGE

- Spacious, easy-to-access under-bed storage
- Brilliant second shelf above master bed, doubling storage
- Thoughtful flip-down sofa kick plates with cubby storage
- Shoe cubbies beneath all entertainment centers
- USB ports with wall-mounted storage nets

UNEXPECTED TOUCHES

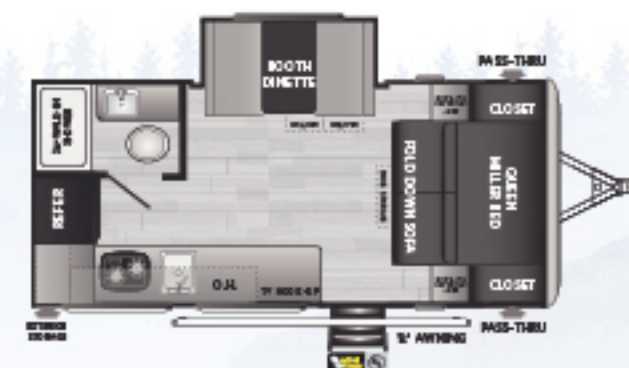
- Master bedroom laundry chute
- Magnetic knife & utensil holder
- Larger campsite windows
- 12V, solar-compatible refrigerator with more storage
- Arched ceilings

EFFORTLESS CAMPING

- SolarFlex™ 200 as standard equipment on every model -- protects your batteries, operates 12V systems, and is easily expandable
- 12V power tongue jack
- 12V electric stabilizer jacks
- 12V power awnings



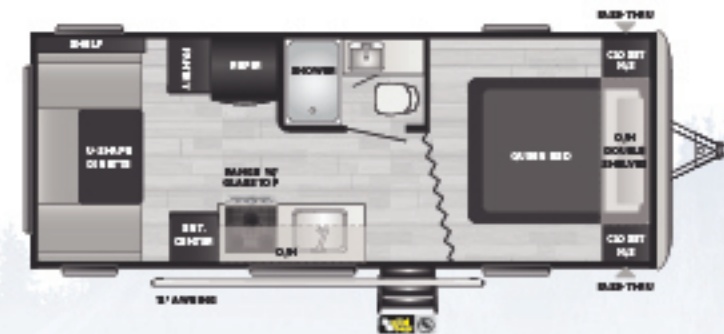
VISIT KEYSTONERV.COM/SPRINGDALE FOR IN-DEPTH PRODUCT INFORMATION, VIDEOS, MODEL 360'S AND MORE.



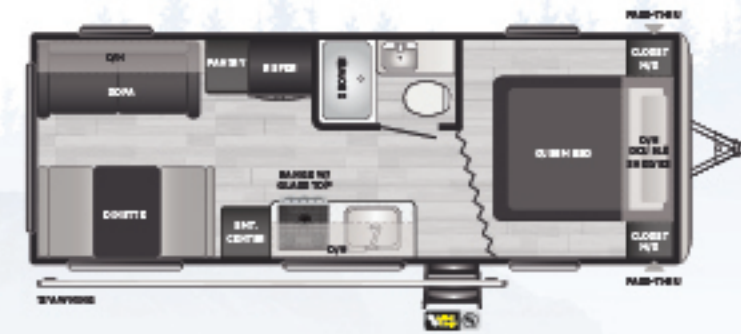
NEW 1740RK Rear kitchen, incredible countertop space, Murphy bed
WEIGHT 4039 LENGTH 21' 5"



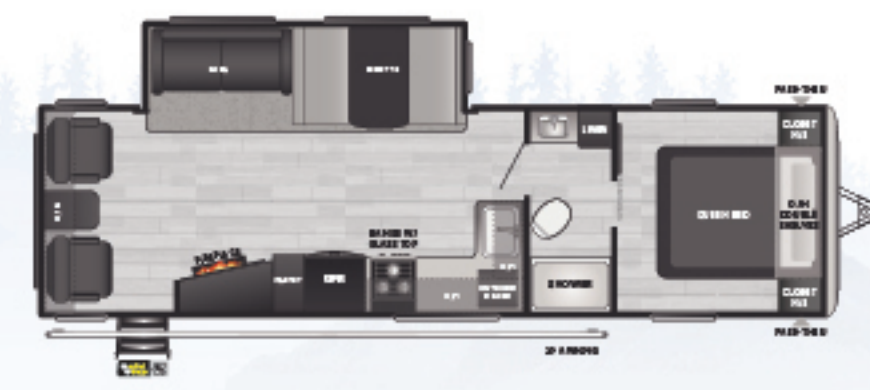
1750RD Rear dinette, w/ panoramic view
WEIGHT 3378 LENGTH 21' 5"



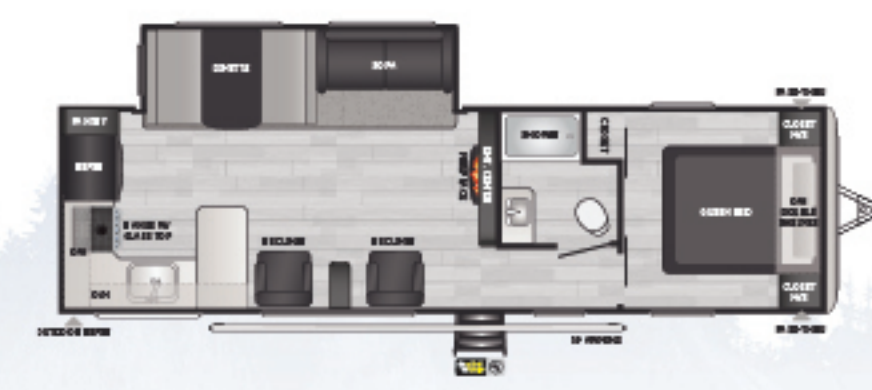
202RD Rear dinette, panoramic view
WEIGHT 4635 LENGTH 25' 0"



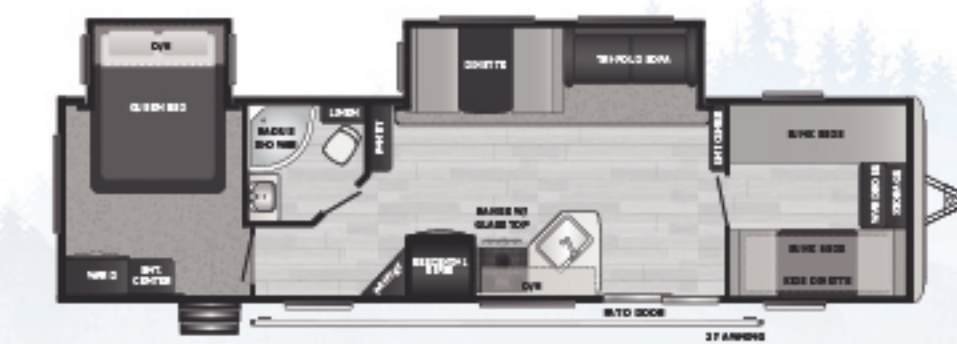
220RD Rear living, light weight
WEIGHT 4799 LENGTH 26' 3"



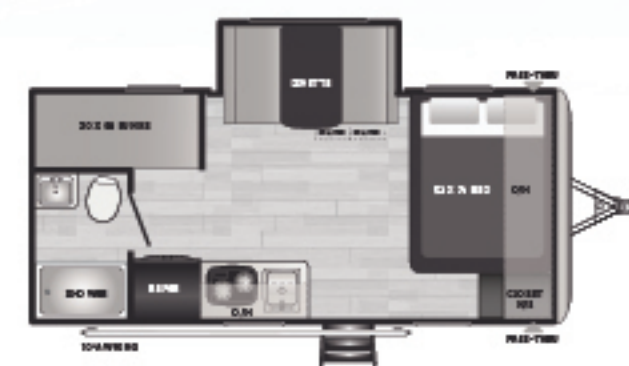
NEW 285TL Rear living w/ fireplace, pantry, extra storage in bathroom
WEIGHT 6900 LENGTH 33' 6"



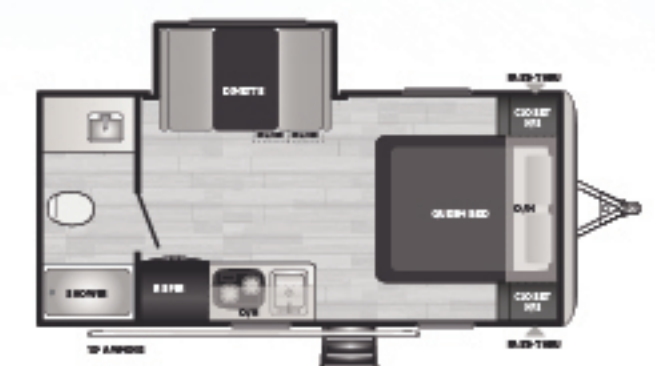
293RK Rear kitchen, huge countertop, amazing living area
WEIGHT 6948 LENGTH 33' 4"



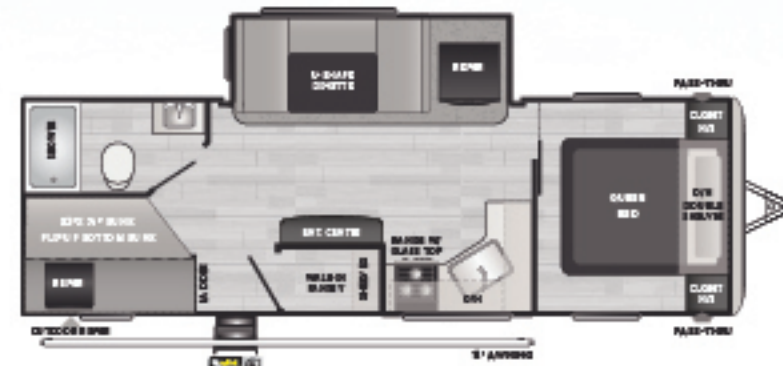
38BH Private bunkroom, maximum sleeping capacity, glass patio door
WEIGHT 9075 LENGTH 38' 11"



1760BH Single axle, bunkhouse w/dinette slide
WEIGHT 3757 LENGTH 21' 5"



1790FQ Couple's coach, dinette slide, large bathroom
WEIGHT 3694 LENGTH 21' 5"



NEW 251BH Flip up bunk, walk-in pantry
WEIGHT 6330 LENGTH 29' 11"



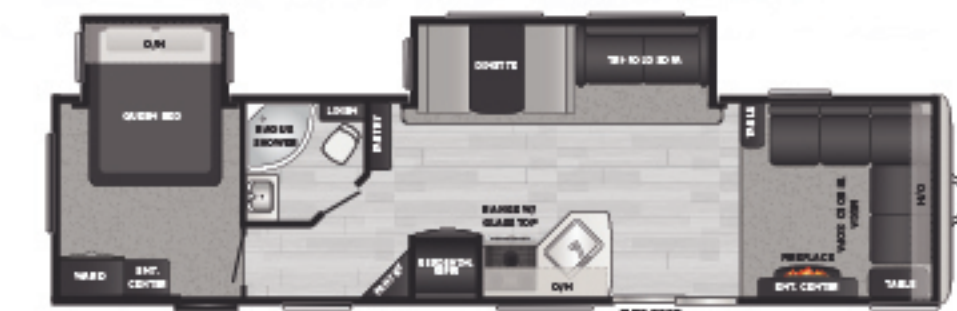
260BH Double bunks, lightweight
WEIGHT 5136 LENGTH 28' 10"



295BH Double-over-double, pantry, outdoor kitchen
WEIGHT 6999 LENGTH 33' 5"



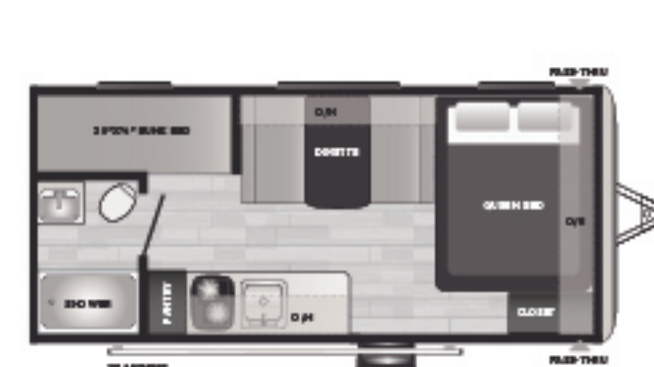
298BH Large slide, quad bunks, outside kitchen
WEIGHT 6802 LENGTH 32' 8"



38FL Front lounge w/ fireplace, glass patio door
WEIGHT 8584 LENGTH 38' 11"



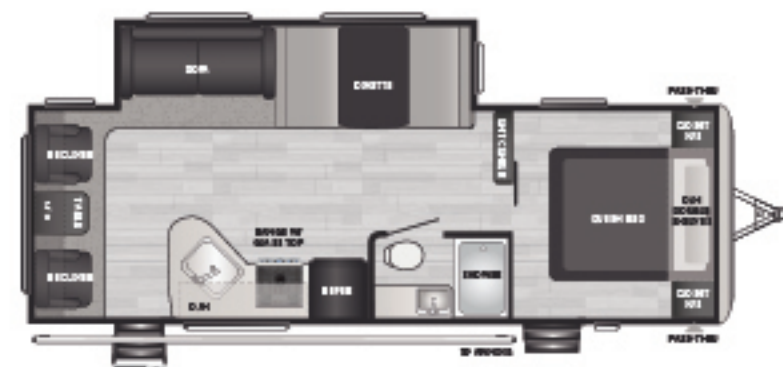
38FQ Two queen bedrooms, glass patio door
WEIGHT 8900 LENGTH 38' 11"



1800BH #1 Selling floorplan, bunkhouse
WEIGHT 3375 LENGTH 21' 5"



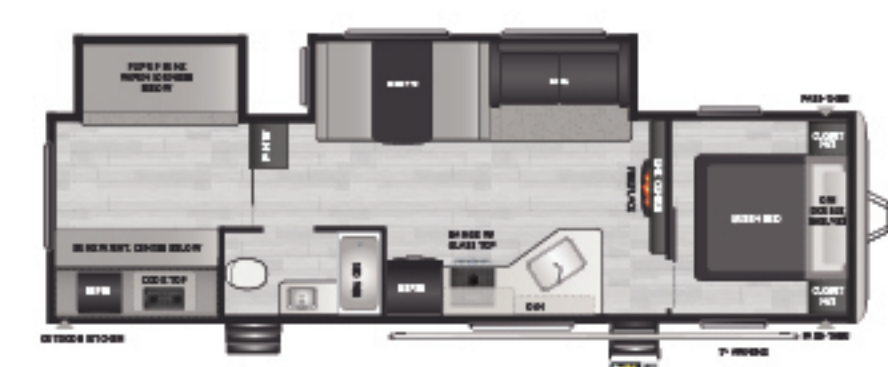
1860SS Large slide room w/ pantry/wardrobe combo
WEIGHT 4179 LENGTH 22' 10"



266RL Rear living, lightweight
WEIGHT 6231 LENGTH 28' 11"



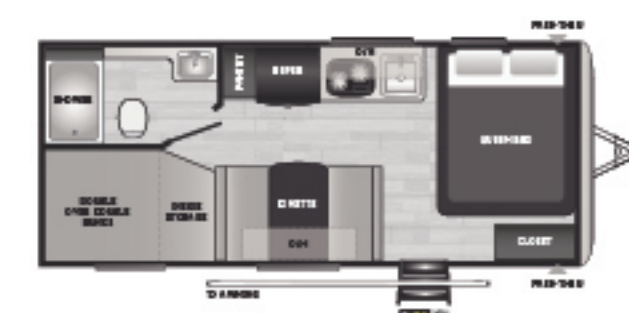
280BH Large slide, walk-in pantry, double bunks
WEIGHT 7020 LENGTH 32' 11"



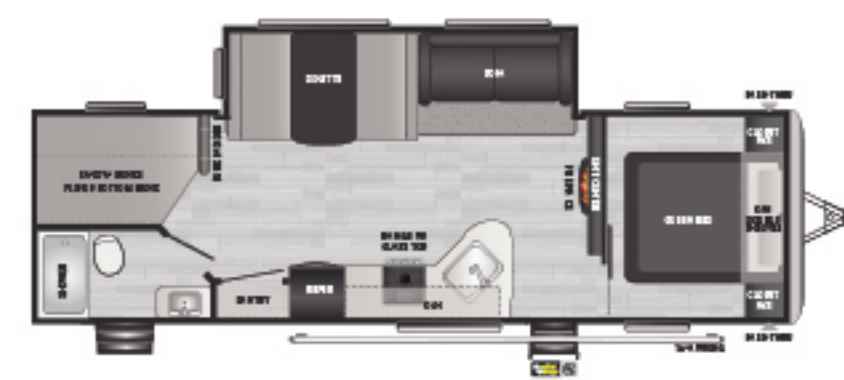
303BH Private bunkroom, maximizing sleeping dual-entry
WEIGHT 7839 LENGTH 35' 1"



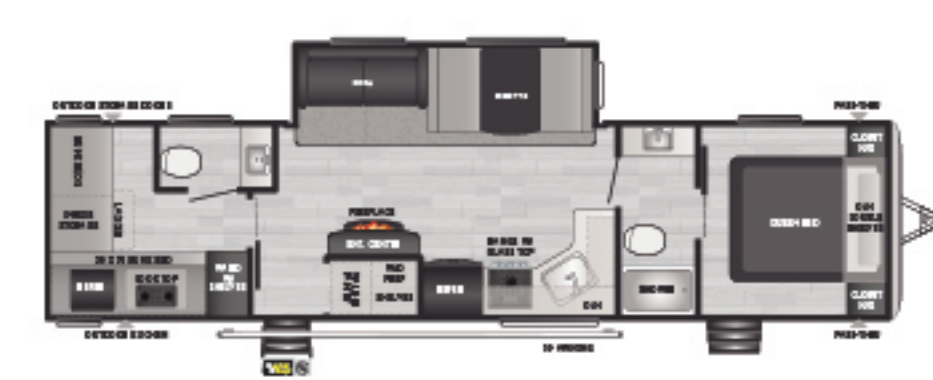
311RE Huge entertainment area w/ fireplace, dual slides
WEIGHT 8158 LENGTH 35' 10"



NEW 2010BH Double bunks, lightweight, double axle
WEIGHT 4155 LENGTH 22' 10"



282BH Large slide, double entry, double bunks
WEIGHT 6735 LENGTH 32' 2"



335BH Bath & a half, bunkhouse w/ fireplace, walk-in pantry
WEIGHT 8069 LENGTH 37' 9"



INTRODUCING: SPRINGDALE'S ONYX STORM

FOR 2022, SPRINGDALE IS LAUNCHING OUR ALL-NEW ONYX STORM INTERIOR DESIGN THAT BLENDS STATEMENT-MAKING MATTE BLACK CABINETRY WITH CLEAN WHITES, NATURAL WOOD AND SOFT GOLD FINISHES – A CLASSIC AND COMFORTABLE PALETTE, READY FOR YOUR PERSONAL STYLE.

