

# FOUR WINDS®



STANDARD GRAPHICS



COSMOPOLITAN **HD**



VANILLA SWIRL **HD**



CASTLE ROCK  
FULL BODY PAINT(31E, 31W & 31Y)



WHISTLING STRAITS  
FULL-BODY PAINT (31E, 31W & 31Y)

SPRINTERS



COSMOPOLITAN **HD**



VANILLA SWIRL



CASTLE ROCK  
FULL-BODY PAINT



WHISTLING STRAITS  
FULL-BODY PAINT



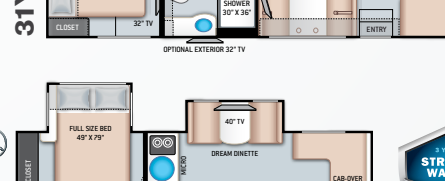
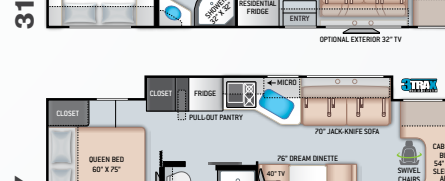
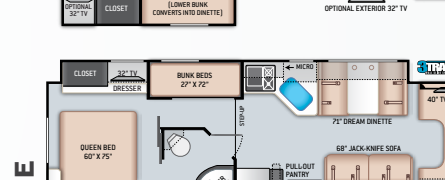
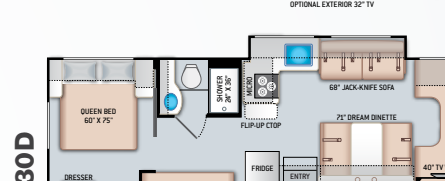
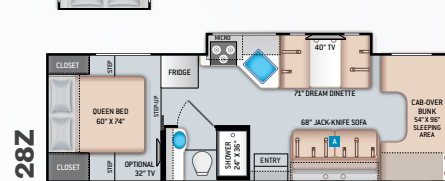
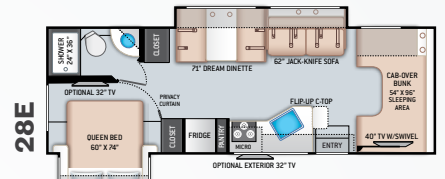
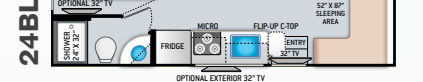
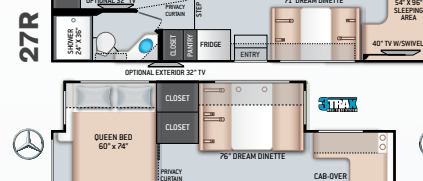
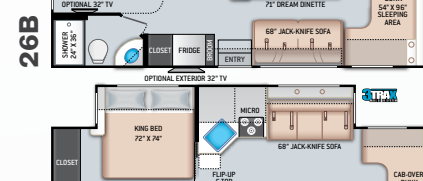
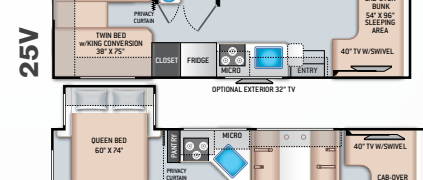
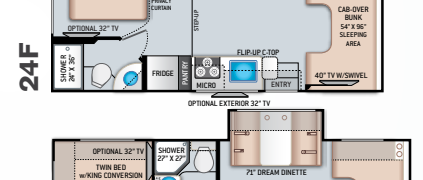
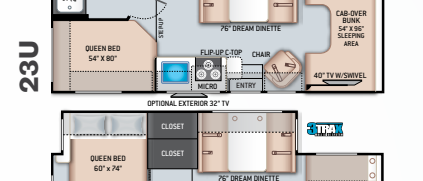
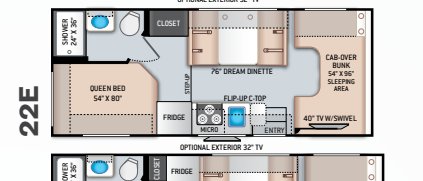
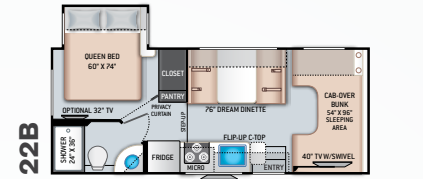



GEMSTONE



NAUTICAL BLUE



SUMMIT GREY



# Class C Featured Highlights

## CONSTRUCTION & EXTERIOR

- Slick Fiberglass Exterior with Standard Graphics Package (N/A 31E, 31Y & 31W)
- MEGA-Storage™ Compartment (22B, 22E, 23U, 25V, 28E, 28Z, 30D & 31Y)
- Portable Folding Table (23U, 28Z & 31Y)
- Frameless Windows (31E, 31Y & 31W)

## CONSTRUCTION & EXTERIOR OPTIONS

- Electric Stabilizing System (STD 24F & 27R - OPT 22B, 22E, 23U, 25V, 26B, 28E, 28Z & 30D)
- Automatic Leveling Jacks (STD 31E & 31W / OPT 31Y)
- HD-MAX® Exterior with Graphics Package (STD 31E, 31W & 31Y)
- Full Body Paint Package with Gel-Coated Sidewalls & Protective Mask (31E, 31W & 31Y)
- Exterior 32" TV on Manual Swivel with Bluetooth® Sound Bar & Radio

## AUTOMOTIVE & COCKPIT

- Touchscreen Dash Radio with Back-Up Monitor & Integrated Camera
- Dash Radio Navigation (31E, 31Y & 31W)
- SiriusXM® Radio Tuner & Antenna
- Swivel Captain's Chairs with Filler Cushions (31Y)

## AUTOMOTIVE & COCKPIT OPTIONS

- Heated/Remote Exterior Mirrors with Integrated Side View Cameras (STD 31E, 31Y & 31W)
- Leatherette Captain's Chairs
- Power Driver's Seat - Ford® Chassis Only (27R, 28E, 28Z, 30D, 31E & 31W)
- Wood Dash Applique
- Cockpit Carpet Mat
- Keyless Entry & Valve Stem Extenders (STD 31E, 31Y & 31W)
- Stainless Steel Wheel Liners (STD 31E, 31Y & 31W)

## INTERIOR

- Leatherette Jack-Knife Sofa (26B, 27R, 28E, 28Z, 30D, 31E, 31Y & 31W)
- Leatherette Dream Dinette® Booth
- Fabric Barrel Chair (23U)
- 40" LED TV in Living Area with Blu-Ray Player
- Winegard® Connect™ 2.0 4G LTE Router & WiFi Extender
- Wall Cubby with Net & USB Charging Port in Living Area & USB Charging Center in Bedroom
- Denver Mattress® Queen Size Bed (N/A 25V & 27R)
- Denver Mattress® King Size Bed (27R)
- Two (2) Twin Beds with Upholstered Covers & King Conversion (25V)
- Bunk Beds (30D & 31E)
- Bedroom 12-volt Outlet for CPAP Machine
- Double Door Refrigerator (N/A 31W)
- Residential Refrigerator w/Ice Maker (31W)
- Recessed 3-Burner Gas Cooktop w/Glass Cover (N/A 31E, 31Y & 31W)
- Microwave Oven (N/A 31E, 31Y & 31W)
- Flip-Up Countertop Extension (22B, 22E, 23U 24F, 25V, 27R 28E & 30D)
- Pop-Up Countertop Outlet & Charging Center (27R, 28E, 28Z, 30D, 31E, 31W & 31Y)

## INTERIOR OPTIONS

- Leatherette Theater Seating IPO Sofa (28Z & 31W)
- 32" TV in Bedroom (N/A 22E & 23U / STD 31E, 31Y & 31W)
- Two (2) 15.5" TV's & DVD Player in Bunk Bed Area (STD 31E / OPT 30D)
- Cab-Over Child Safety Net
- Single Child Safety Tether in Dinette
- 12-volt Attic Fan w/Cover in Cab-Over Bunk
- 12-volt Attic Fan in Bedroom (N/A with Dual Roof A/C's)
- Recessed 3-Burner Gas Cooktop/Oven with Glass Cover (N/A 31E, 31Y & 31W)

- Convection Microwave Oven (N/A 31E, 31Y & 31W)

## ELECTRICAL & PLUMBING

- Onan® RV QG 4000 Gas Generator
- Automatic Generator Start (31W)
- 1800-watt Inverter (31W)
- Battery Tray for Four (4) Batteries (31E, 31Y & 31W)
- Exterior LP Connection (27R, 28E, 28Z, 30D, 31E, 31W & 31Y)
- Solar Prep - Includes Solar Controller
- 6-gallon DSI Gas/Electric Water Heater with Bypass System (N/A 31E, 31W & 31Y)
- Rapid Camp® Wireless Control System (31E, 31Y & 31W)

## ELECTRICAL & PLUMBING OPTIONS

- 15,000 IPO 13,000 BTU Roof Front Air Conditioner (STD 31E, 31Y & 31W)
- Dual 11,000 BTU Roof Air Conditioners IPO 15,000 BTU Air Conditioner (31E, 31Y & 31W)
- Holding Tanks w/Heat Pad (STD 31E, 31Y & 31W)
- Outside Shower (STD 31E, 31Y & 31W)
- Second Auxiliary House Battery (STD 31W)

## PREMIER PACKAGE – 31E, 31Y & 31W

- 2-Burner Gas Cooktop with Single Induction Cooktop
- 30" Over-the-Range Convection Oven
- Solid Surface Kitchen Countertop
- Shower with Glass Door
- Premium Window Privacy Roller Shades
- Whole Coach Water Filtration System
- Enclosed Sewer Area for Sewer Tank Valves
- Tankless Water Heater
- Frameless Windows

For a complete listing of available features, visit [thormotorcoach.com/fourwinds](http://thormotorcoach.com/fourwinds).



# Sprinter Featured Highlights

## CONSTRUCTION & EXTERIOR

- HD-MAX Exterior with Graphics Package
- MEGA-Storage™ Compartment (24BL)
- Lighted Rotocast Storage Compartments
- Flush Mount Radius Compartment Doors
- Electric Entry Step

## CONSTRUCTION & EXTERIOR OPTIONS

- Full Body Paint Package with Gel-Coated Sidewalls & Protective Mask
- Exterior 32" LED TV on Manual Swivel with Bluetooth® Sound Bar & Radio

## AUTOMOTIVE & COCKPIT

- Touchscreen Dash Radio & Back-Up Monitor with Integrated Camera
- Deluxe Heated/Remote Exterior Mirrors
- Leatherette Swivel Captain's Chairs
- Keyless Entry System
- Stainless Steel Wheel Liners
- Valve Stem Extensions on All Wheels

## AUTOMOTIVE & COCKPIT OPTION

- Cockpit Carpet Mat
- Dash Applique

## INTERIOR

- 32" TV on Manual Swivel in Living Area (24BL)
- 40" TV in Living Area (24DS)
- HDMI Video Distribution Box
- Winegard®v Connect™ 2.0 4G LTE Router & WiFi Extender
- Wall Cubby with Net & USB Charging Port
- Leatherette Dinette Booth
- Leatherette Theater Seating with Footrests (24DS)
- Double Door Refrigerator
- Recessed 3-Burner Gas Cooktop with Glass Cover (24BL)
- 2-Burner Gas Cooktop with Glass Cover & Electric Start (24DS)

- Convection Microwave Oven
- Flip-Up Countertop Extension
- 12-volt Ceiling Vent in Kitchen
- Window Privacy Roller Shades
- Shower with Anti-Bacterial Curtain
- Denver Mattress® Queen Size Bed (24BL)
- Denver Mattress® Full Size Bed (24DS)
- Bedroom 12V Outlet for CPAP Machine

## INTERIOR OPTIONS

- 32" TV in Bedroom
- Single Child Safety Tether in Dinette (24BL)
- Cab-Over Bunk Safety Child Net
- 12-volt Attic Fan with Cover in Cab-Over
- 12-volt Attic Fan with Cover in Bedroom

## ELECTRICAL & PLUMBING

- Onan® RV QG 3600 LP Generator
- 30-amp Shoreline Power Cord
- Automatic Shoreline-to-Generator Transfer Switch
- Battery Disconnect Switch
- 13,500 BTU Front Air Conditioner
- Solar Prep - Includes Solar Controller
- Exterior LP Connection
- Tankless Water Heater
- Black Tank Flush System
- Outside Shower
- Systems Control Center

## ELECTRICAL & PLUMBING OPTIONS

- Onan® RV QD 3200 Diesel Generator
- Second Auxiliary House Battery
- Holding Tanks with Heat Pads

For a complete listing of available features, visit [thormotorcoach.com/fourwinds-sprinter](http://thormotorcoach.com/fourwinds-sprinter).

	CLASS C													SPRINTER	
	22B	22E	23U	24F	25V	26B	27R	28E	28Z	30D	31E	31W	31Y	24BL	24DS
Chassis	Ford / Chevy	Ford / Chevy	Ford / Chevy	Ford / Chevy	Ford / Chevy	Ford / Chevy	Ford	Ford	Ford	Ford	Ford	Ford	Ford	Mercedes-Benz	Mercedes-Benz
Gross Vehicle (GVWR)	12,500 / 12,300	12,500 / 12,300	12,500 / 12,300	12,500 / 14,200	12,300 / 18,200	12,500 / 14,200	14,500	14,500	14,500	14,500	14,500	14,500	14,500	11,030	11,030
Gross Combined (GCWR)	18,500 / 16,000	18,500 / 16,000	18,500 / 16,000	18,500 / 20,000	18,500 / 20,000	18,500 / 20,000	22,000	22,000	22,000	22,000	22,000	22,000	22,000	15,250	15,250
Wheel Base	158" / 159"	158" / 159"	158" / 159"	168" / 169"	176" / 177"	183" / 184"	209"	200"	212"	223"	223"	212"	212"	170.3"	170.3"
Exterior Length (w/o ladder)	24' / 24'-6"	24' / 24'-6"	24'-10" / 25'-4"	24'-11" / 25'-5"	26'-5" / 26'-11"	27'-6" / 28'	29'	28'-7"	29'-11"	32'-2"	32'-7"	32'-2"	31'-3"	24'-8"	25'-7"
Exterior Height (w/AC)	11'	11'	11'	11'-2"	11'	11'	11'	11'	11'	11'	11'-2"	11'-2"	11'-2"	11'-7"	11'-11"
Exterior Width (w/o mirrors)	99"	99"	99"	99"	99"	99"	99"	99"	99"	99"	99"	99"	99"	90"	90"
Interior Height (living area)	84"	84"	84"	84"	84"	84"	84"	84"	84"	84"	84"	84"	84"	84"	84"
Awning Size	15'	15'	15'	16'	17'-6"	18'	20'	12'	14'	10'-6"	16'	16'	15'	16'	16'
Fuel (gal)	55 / 57	55 / 57	55 / 57	55 / 57	55 / 57	55 / 57	55	55	55	55	55	55	55	26.4	26.4
LPG (lbs)	40.9	40.9	40.9	40.9	40.9	40.9	40.9	40.9	40.9	40.9	40.9	40.9	40.9	68.2	68.2
Fresh/Waste/Gray Water (gal)	40 / 24.5 / 25	40 / 24.5 / 37	40 / 24.5 / 38.5	40 / 34.5 / 37	42 / 30 / 33	40 / 29 / 25	40 / 34.5 / 37	40 / 29 / 25	40 / 26 / 32	40 / 26 / 31	40 / 28 / 28	40 / 28 / 28	40 / 28 / 28	30 / 24.5 / 38	30 / 34.5 / 37
Water Heater (gal)	6	6	6	6	6	6	6	6	6	6	Tankless	Tankless	Tankless	Tankless	Tankless
Furnace (BTUs)	19,000	19,000	19,000	30,000	30,000	30,000	30,000	30,000	30,000	30,000	30,000	30,000	30,000	30,000	30,000
Exterior Storage Capacity (cu. ft.)	30.9	50.3	69.5	40	65	40	55.5	27.2	99.9	64.8	55.7	109.2	48.5	47	47
Hitch Weight Rating (lbs)	8,000	8,000	8,000	8,000	8,000	8,000	8,000	8,000	8,000	8,000	8,000	8,000	8,000	5,000	5,000



IMPORTANT—PLEASE READ: This brochure reflects product design, fabrication, material, components and specifications at the date of printing, which date is disclosed below. Please visit us online at [ThorMotorCoach.com](http://ThorMotorCoach.com) or consult with your selling dealership for the latest in standards, options, specification and technical information. Photographs in the brochure may depict optional equipment or may only be available in certain floor plans. Components, appliances and the chassis may have been manufactured in a calendar year before the vehicle's designated model year. All capacities are approximate. The actual length of the vehicle may differ from that indicated in the brochure due to variances in the manufacturing processes and/or installed components. All dry weights are based on standard model configurations and do not include optional features or equipment. Component part and appliance manufacturers issue limited warranties covering portions of the vehicle not covered under the limited warranty we issue. Copyright Thor Motor Coach, Inc. © MY 05/01/2019

Made to fit.

P.O. Box 1486, Elkhart, IN 46515 Sales Department: 800.860.5658

[thormotorcoach.com](http://thormotorcoach.com)

