




DUTCHMEN® CONSTRUCTION ADVANTAGE



Durable Roof Structure

- 1 TPO Roof
- 2 3/8" Decking
- 3 Fiberglass Insulation
- 4 Lauan Interior Panel

Insulated Structure

- 1 Metal Exterior Panel
- 2 Wood Frame with R7 Thermal Insulation
- 3 Lauan Interior Panel



1 2 3

Fully-Enclosed Underbelly

With a fully-enclosed underbelly, all of your RVs vital functions are kept out of the elements, which helps to ensure critical lines don't freeze and that unforeseen bumps don't damage sensitive systems. Plus, this extra layer of protection means you can travel further into the year.



MORE STANDARD FEATURES MORE VALUE

Dutchmen RVs turn more heads on the lot and in the campground than any other. Why? While other manufacturers offer features as options, Dutchmen tends to make those same features standard. Call it "bang for the buck," "more for your money," or simply "more value." We've built a reputation for bringing RV owners more standard features for less money for more than 25 years . . . and it's a reputation we plan to keep.



100% PRE-DELIVERY INSPECTION

At Dutchmen, quality is standard. Every single Dutchmen RV that comes off the line receives it's own pre-delivery inspection. Every unit undergoes a thorough 253-point check to ensure accurate measurements, fully-functional electronics and components.



THE INDUSTRY'S BEST RV WARRANTY

With this industry-best warranty, we take the guessing game out of what is and isn't covered. So, that means you don't have to wrangle over the details, because we deliver value by clearly outlining the major components we back during the first three years.



THE LEADER IN PARTS AND SERVICE

Replacement parts. Routine checkups. Expert advice. You name it and we've got it covered. When only the best RV services will suffice, our industry-leading parts and service department is ready to help you get back on the road - and stay there longer than ever before.

*Length is defined as the distance from the centerline of hitch pin/coupler to rear bumper of trailer. **Our weights represent how most units are built, inclusive of many commonly-ordered options. ***Fresh water capacity includes water heater capacity.

DISCLAIMER: Product information is as accurate as possible as of the date of brochure publication. All features, floor plans and specifications in this brochure are subject to change without notice. Please consult Dutchmen's website at www.dutchmen.com for current product information and specifications. Tow Vehicle Disclaimer. CAUTION: Owners of Dutchmen recreational vehicles are solely responsible for the selection and proper use of tow vehicles. All customers should consult with a motor vehicle manufacturer or their dealer concerning the purchase and use of suitable tow vehicles for Dutchmen products. Dutchmen disclaims any liability or damages suffered as a result of the selection, operation, use or misuse of a tow vehicle. DUTCHMEN'S LIMITED WARRANTY DOES NOT COVER DAMAGE TO THE RECREATIONAL VEHICLE OR THE TOW VEHICLE AS A RESULT OF THE SELECTION, OPERATION, USE OR MISUSE OF THE TOW VEHICLE. REFERENCE DUTCHMEN MANUFACTURING OWNERS MANUAL FOR LIMITED WARRANTY DETAILS. © 2020 Dutchmen 11-2019-ASPENTRAIL-Printed in U.S.A

PO BOX 2000 | 2164 CARAGANA COURT | GOSHEN, IN 46527 | SALES 574.537.0600

www.dutchmen.com

Visit us online to see all the Dutchmen brands, innovative models and spacious floor plans.

*All information & specifications are for units manufactured after 09/15/2019



ASPEN TRAIL



Travel Trailers & Travel Trailer Toy Haulers

ASPEN TRAIL

Adventure Awaits

Whether your trail leads across this great country or simply a staycation, the Aspen Trail is your basecamp. Aspen Trail offers more standard features with focus on quality, value, and design.

Aspen Trail delivers the best RV in its class.

- **Aspen Trail Power Package** - Aspen Trail Power Stabilizers, Power Awning and Power Tongue Jack make setting up and breaking down your campsite a breeze.
- **Fully Enclosed Underbelly** - all of your RVs vital functions are kept out of the elements. Plus, this extra layer of protection means you can travel further into the year.
- **Aluminum Steps** - stability you need when coming and going from your Aspen Trail. Easy to expand and store away, these aluminum steps deliver a sound platform.



EXTERIOR

- Backup Camera Prep
- Mega Pass Thru Storage Compartment w/ LED light
- Radial Tires
- Solar Power Prep
- Aluminum Entry Steps (Main Entry Only)
- Diamond Plate Rock Guard
- Power Awning w/LED Light
- Black Tank Flush
- Outside Shower
- Power Stabilizers
- Smooth Metal Front End

INTERIOR

- 60" x 80" Residential Queen Bed
- Central Command Center
- Upgraded Beauflor Lino
- LED Interior Lighting
- Seamless Countertops
- Foot Flush Toilet
- High Rise Faucet
- 13,500-BTU A/C (Optional 15K BTU)
- 3 Burner Range w/Oven and Glass Cover
- 6 Gallon Gas/Electric Water Heater w/DSI
- High Output Furnace
- Stainless Steel Single Bowl Farm Sink
- Range Hood w/Light and Exhaust Fan
- Microwave
- 8 cu. ft. Gas/Electric Refrigerator w/10 cu. ft. 12V Option

INTERIOR DECOR




Titanium



ASPEN TRAIL 1900RB

Length: 24' 8" Weight: 4,173 lbs. Sleeps: 2-4
Hitch: 523 lbs. Height: 10'8"



ASPEN TRAIL 234OBHS

Length: 27' 8" Weight: 5,599 lbs. Sleeps: 4-6
Hitch: 619 lbs. Height: 11'2"



ASPEN TRAIL 261ORKS

Length: 30' 3" Weight: 6,373 lbs. Sleeps: 4-6
Hitch: 801 lbs. Height: 11'5"



ASPEN TRAIL 274OBH

Length: 31' 10" Weight: 5,417 lbs. Sleeps: 6-8
Hitch: 652 lbs. Height: 10'11"



ASPEN TRAIL 279OBHS

Length: 31' 11" Weight: 6,577 lbs. Sleeps: 6-8
Hitch: 639 lbs. Height: 11'3"



ASPEN TRAIL 285OBHS

Length: 32' 9" Weight: 6,617 lbs. Sleeps: 6-8
Hitch: 729 lbs. Height: 11'3"



ASPEN TRAIL 286ORLS

Length: 32' 6" Weight: 6,501 lbs. Sleeps: 4-6
Hitch: 738 lbs. Height: 11'3"



ASPEN TRAIL 288ORKS

Length: 32' 11" Weight: 6,625 lbs. Sleeps: 4-6
Hitch: 679 lbs. Height: 11'2"



ASPEN TRAIL 291OBHS

Length: 33' 1" Weight: 6,539 lbs. Sleeps: 8-10
Hitch: 786 lbs. Height: 11'3"



ASPEN TRAIL 301OBHDS

Length: 35' 9" Weight: 7,741 lbs. Sleeps: 8-10
Hitch: 942 lbs. Height: 11'7"



ASPEN TRAIL 307ORLS

Length: 34' 11" Weight: 7,333 lbs. Sleeps: 4-6
Hitch: 975 lbs. Height: 11'2"



ASPEN TRAIL 312OBHS

Length: 35' 1" Weight: 6,964 lbs. Sleeps: 6-8
Hitch: 880 lbs. Height: 11'3"



ASPEN TRAIL 321OBHDS

Length: 36' 10" Weight: 7,720 lbs. Sleeps: 8-10
Hitch: 1,074 lbs. Height: 11'4"



ASPEN TRAIL 323OBHS

Length: 36' 3" Weight: 8,098 lbs. Sleeps: 10-12
Hitch: TBD Height: 11'3"



ASPEN TRAIL 328OBHS

Length: 36' 3" Weight: 7,190 lbs. Sleeps: 8-10
Hitch: 1,110 lbs. Height: 11'6"



ASPEN TRAIL 332OBHS

Length: 37' 11" Weight: 8,830 lbs. Sleeps: 8-10
Hitch: 1,229 lbs. Height: 11'8"



ASPEN TRAIL 360OQBDS

Length: 39' 9" Weight: 8,184 lbs. Sleeps: 6-8
Hitch: 1,091 lbs. Height: 11'5"



ASPEN TRAIL 365OBHDS

Length: 39' 9" Weight: 8,179 lbs. Sleeps: 8-10
Hitch: 930 lbs. Height: 11'5"



ASPEN TRAIL 368OFLDS

Length: 39' 9" Weight: 8,130 lbs. Sleeps: 6-8
Hitch: 889 lbs. Height: 11'5"

*Note: If the model has a "1" at the end this signifies it has a 12 Volt Refrigerator.

NEW TOY HAULERS



ASPEN TRAIL 2950THS

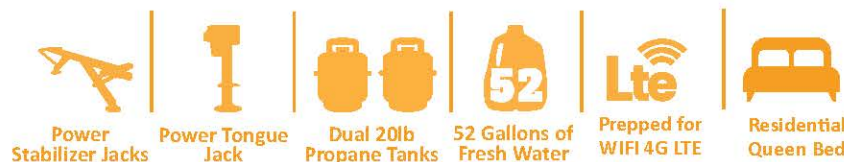
Length: TBD Weight: TBD Sleeps: 4-6



ASPEN TRAIL 3250THS

Length: 36' 9" Weight: 7,297 lbs. Sleeps: 6-8
Hitch: 1,293 lbs. Height: 11'6"

Standard Features In Every Floor Plan



 To learn more visit our website dutchmen.com