

TRAVEL TRAILER



Generations of family fun.



JAY FLIGHT



2+3
YEAR LIMITED STRUCTURAL WARRANTY

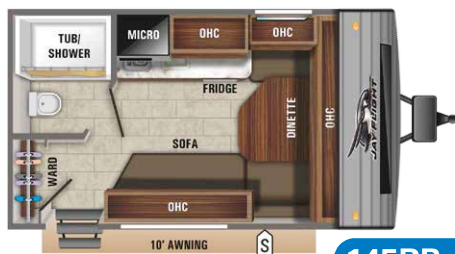
JAY FLIGHT SLX 7

183RB



183RB shown in Truffle interior design.





145RB



154BH



174BH



183RB



184BS



195RB

LEGEND

- STORAGE
- MICRO MICROWAVE
- OHC OVERHEAD CABINETS
- FRIDGE REFRIGERATOR
- WARD WARDROBE

SPECS

FLOORPLAN	EXTERIOR TRAVEL LENGTH	EXTERIOR WIDTH	EXTERIOR HEIGHT (WITH A/C)	INTERIOR HEIGHT	UNLOADED VEHICLE WEIGHT	DRY HITCH WEIGHT	GVWR	CARGO CARRYING CAPACITY	FRESH WATER CAPACITY (INCLUDES WATER HEATER)	GRAY WASTE WATER CAPACITY	BLACK WASTE WATER CAPACITY	SLEEP CAPACITY
145RB	16' 6"	7' 1"	9' 4"	6' 1"	2,045	220	3,140	735	16	19.9	19.9	3
154BH	17' 10"	7' 1"	9' 4"	6' 1"	2,600	295	3,450	850	26	19.9	19.9	4-6
174BH	21' 6"	7' 1"	9' 5"	6' 1"	2,945	270	3,750	805	26	19.9	19.9	5-8
183RB	21' 0"	7' 1"	9' 5"	6' 1"	3,250	326	4,100	725	26	19.9	19.9	2-4
184BS	21' 6"	7' 1"	9' 7"	6' 1"	3,240	360	4,200	960	26	19.9	19.9	5-8
195RB	21' 8"	7' 1"	9' 5"	6' 1"	2,940	285	3,750	810	26	19.9	19.9	3-4

Some specs at the time of print may include estimates. For the most accurate information, please visit Jayco.com.

Unloaded Vehicle Weight (UVW): Sometimes referred to as "Dry Weight," UVW means the typical weight of the trailer as built at the factory. The UVW, as used in product literature and other promotional materials, does not include cargo, fresh water, propane, options or dealer-installed accessories.

Gross Vehicle Weight Rating (GVWR): GVWR means the maximum permissible weight of the trailer, including the UVW plus personal items, all cargo, fluids, options and dealer-installed accessories. The GVWR is equal to or greater than the sum of the UVW and the CCC.

Cargo Carrying Capacity (CCC): CCC means the maximum weight of personal items, food, fresh water, propane, tools, other cargo and dealer-installed accessories that can be carried by the trailer. CCC is equal to or less than GVWR minus UVW. The addition of options will decrease the CCC.

Hitch Weight (HW): The hitch weight, as used in product literature and other promotional materials, does not include cargo, fresh water, propane gas, options or dealer-installed accessories. The addition of these types of items will either add to or subtract from the stated hitch weight.

It is important for your safety and enjoyment that your tow vehicle be adequately sized and equipped to tow and handle the GVWR of the RV you select. Review weights and rating of your tow vehicle and consult a competent advisor for questions or advice. Whether you are new to RVing or a veteran, get a feel for the performance of your tow vehicle before heading out on the roadways. When you tow an RV, you must drive differently than when you drive a single vehicle. Practice hooking up, driving, backing up and braking in a safe environment or seek out professional instruction. Jayco affixes a weight label to each RV which lists estimated weight information for that vehicle. See specifications chart above.

JAY FLIGHT SLX 8 287BHS



287BHS shown in Clay interior design.



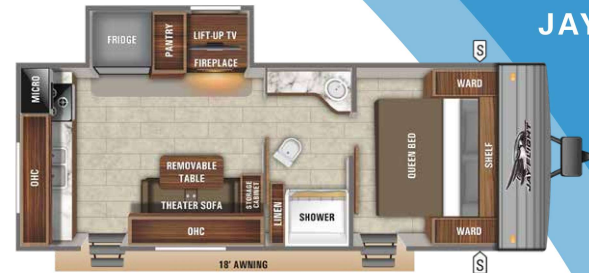
JAY FLIGHT SLX 8 FLOORPLANS



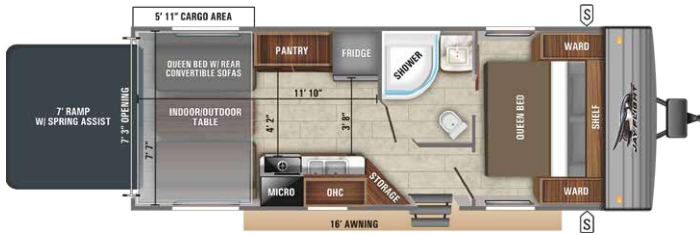
212QB



224BH



OPTION D 235RKS



236TH



OPTION C 237RBS



242BHS



OPTION B 245RLS



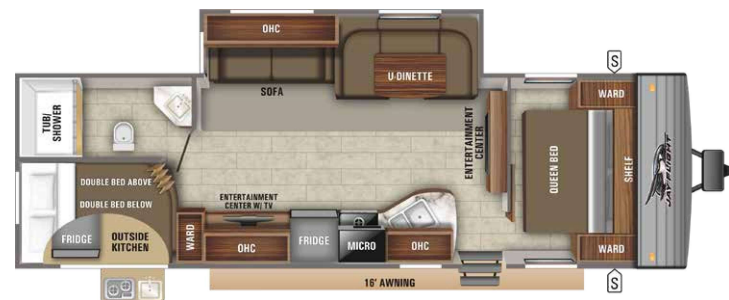
264BH



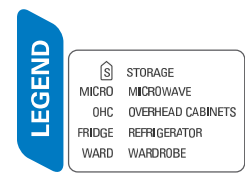
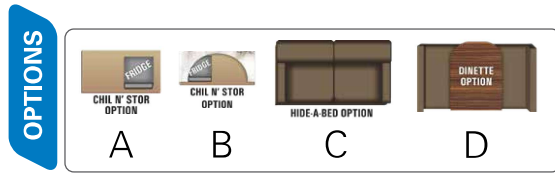
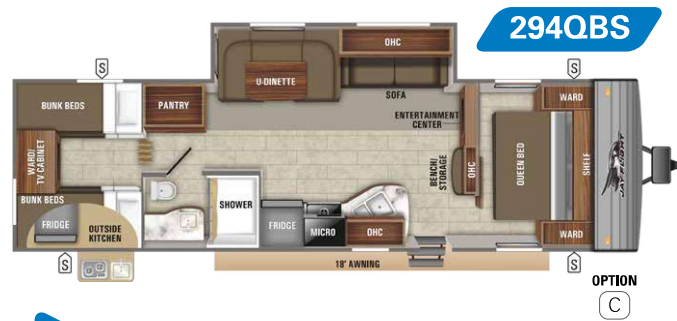
OPTION C 265RLS



OPTION C 267BHS



OPTION C 284BHS



SPECS

FLOORPLAN	EXTERIOR TRAVEL LENGTH	EXTERIOR WIDTH	EXTERIOR HEIGHT (WITH A/C)	INTERIOR HEIGHT	UNLOADED VEHICLE WEIGHT	DRY HITCH WEIGHT	GVWR	CARGO CARRYING CAPACITY	FRESH WATER CAPACITY (INCLUDES WATER HEATER)	GRAY WASTE WATER CAPACITY	BLACK WASTE WATER CAPACITY	SLEEP CAPACITY
212QB	25' 6"	8' 0"	10' 6"	6' 9"	4,236	460	5,500	661	48	39	39	4-5
224BH	26' 11"	8' 0"	10' 4"	6' 9"	4,405	400	5,500	1,095	48	39	39	7-8
235RKS	27' 11"	8' 0"	11' 0"	6' 9"	5,505	550	7,000	1,495	44	78	39	2
236TH	28' 2"	TBD	TBD	TBD	TBD	TBD	TBD	TBD	TBD	TBD	TBD	6
237RBS	26' 8"	8' 0"	11' 1"	6' 9"	5,380	598	6,500	1,120	46	78	39	2
242BHS	29' 2"	8' 0"	10' 11"	6' 9"	5,505	683	7,000	1,495	48	39	39	7-8
245RLS	28' 1"	8' 0"	11' 2"	6' 9"	5,280	555	7,000	1,720	46	39	39	4-5
264BH	29' 3"	8' 0"	10' 5"	6' 9"	4,595	470	6,000	1,905	48	39	39	4-5
265RLS	30' 11"	8' 0"	11' 0"	6' 9"	6,005	710	7,150	370	44	39	39	4-6
267BHS	30' 2"	8' 0"	11' 1"	6' 9"	5,870	665	7,000	1,130	44	39	39	8-10
284BHS	33' 5"	8' 0"	11' 0"	6' 9"	6,245	770	7,500	1,225	44	39	39	8-10
287BHS	33' 5"	8' 0"	11' 0"	6' 9"	6,171	670	7,500	703	44	39	39	8-10
294QBS	35' 5"	8' 0"	11' 2"	6' 9"	6,690	810	8,250	1,560	48	47.5	39	8-14
324BDS	36' 2"	8' 0"	11' 2"	6' 9"	7,663	1,350	9,000	682	46	41	39	8-14

Some specs at the time of print may include estimates. For the most accurate information, please visit Jayco.com.

Unloaded Vehicle Weight (UVW): Sometimes referred to as "Dry Weight," UVW means the typical weight of the trailer as built at the factory. The UVW, as used in product literature and other promotional materials, does not include cargo, fresh water, propane, options or dealer-installed accessories.

Gross Vehicle Weight Rating (GVWR): GVWR means the maximum permissible weight of the trailer, including the UVW plus personal items, all cargo, fluids, options and dealer-installed accessories. The GVWR is equal to or greater than the sum of the UVW and the CCC.

Cargo Carrying Capacity (CCC): CCC means the maximum weight of personal items, food, fresh water, propane, tools, other cargo and dealer-installed accessories that can be carried by the trailer. CCC is equal to or less than GVWR minus UVW. The addition of options will decrease the CCC.

Hitch Weight (HW): The hitch weight, as used in product literature and other promotional materials, does not include cargo, fresh water, propane gas, options or dealer-installed accessories. The addition of these types of items will either add to or subtract from the stated hitch weight.

It is important for your safety and enjoyment that your tow vehicle be adequately sized and equipped to tow and handle the GVWR of the RV you select. Review weights and rating of your tow vehicle and consult a competent advisor for questions or advice. Whether you are new to RVing or a veteran, get a feel for the performance of your tow vehicle before heading out on the roadways. When you tow an RV, you must drive differently than when you drive a single vehicle. Practice hooking up, driving, backing up and braking in a safe environment or seek out professional instruction. Jayco affixes a weight label to each RV which lists estimated weight information for that vehicle. See specifications chart above.

JAY FLIGHT SLX 7 STANDARDS & OPTIONS

STANDARD EXTERIOR EQUIPMENT

Dexter® axles with Nev-R-Adjust® brakes and E-Z Lube® hubs
 Cambered, steel box tube frame
 Fully-integrated A-frame
 Magnum Truss™ Roof System with seamless DiFlex II material
 Large exterior downspouts
 Front window
 30-amp service
 20 lb. propane bottle
 Exterior cable TV hookup
 LED exterior lighting
 Dark tinted safety glass privacy windows

STANDARD INTERIOR EQUIPMENT

Solid hardwood cabinet doors
 LED interior lighting
 Wardrobe/pantry storage
 Plastic sink
 Seamless solid-surface look kitchen countertops
 Brushed nickel faucets
 Heavy duty, 75 lb., full extension, steel ball-bearing drawer guides
 Wall-mounted 8,000-BTU A/C
 Diamondflor® vinyl flooring
 Shaw® residential-grade carpet (select models)
 Premium multimedia sound system with MP3/iPod input jacks and Bluetooth® connectivity
 Digital TV antenna
 Residential-height plywood bed platforms
 Marine-grade toilet with foot-flush
 Shower curtain with curved shower track (select models)
 Wood-trimmed mirror in bathroom
 Queen Serta® mattress (select models)
 300 lb. rated bunk beds (select models)
 4 in. thick bunk mats (select models)

CUSTOMER VALUE PACKAGE (MANDATORY)

Goodyear® Endurance tires (made in the U.S.A.)
 Quick recovery 6 gal. gas/electric DSI water heater
 Bathroom skylight
 Front diamond plate
 Pleated window shades
 Power awning with LED lights & speakers
 Range hood
 Stabilizer jacks with sand pads (2)

Water heater bypass
 Spare tire with cover
 2-burner range
 3 cu. ft. refrigerator with temperature controls
 Microwave oven
 Keyed-Alike™ entry and baggage doors

OPTIONS

Customer Value Package (mandatory)
 13,500-BTU, roof-mounted A/C
 Queen bedspread and pillows (select models)
 Fiberglass sidewalls

JAY FLIGHT SLX 8 STANDARDS & OPTIONS

STANDARD EXTERIOR EQUIPMENT

Dexter® axles with Nev-R-Adjust® brakes and E-Z Lube® hubs
 Galvanized-steel impact-resistant wheel wells
 I-class™ cambered structural steel I-beams
 Fully-integrated A-frame
 58 in. tongue-and-groove plywood floor decking
 Magnum Truss™ Roof System with plywood decking and seamless DiFlex II material
 Large exterior downspouts
 2-sided reflective foil insulation in flush-floor slideout floors
 13,500-BTU roof-mounted A/C
 30 amp service
 Solar prep
 20 lb. propane bottles (2)
 Spare tire with cover
 Pull-out camp kitchen (242BHS, 284BHS, 294QBS)
 Backup camera prep
 Keyblock exterior TV bracket
 LED exterior lighting
 Dark tinted safety glass privacy windows
 LED reverse taillights

STANDARD INTERIOR EQUIPMENT

81 in. ceiling height
 Solid hardwood cabinet doors
 LED interior lighting
 Wardrobe/pantry storage
 Seamless solid-surface look kitchen countertops
 Large 50/50 acrylic kitchen sink
 Brushed nickel faucets
 Heavy duty, 75lb., full extension, steel ball-bearing drawer guides
 J-Steel™ jackknife sofa
 Diamondflor® vinyl flooring
 Shaw® residential-grade carpet (select models)
 Premium multimedia sound system with MP3/DVD player/ iPod input jacks and Bluetooth® connectivity
 Digital TV antenna
 Cable/satellite TV hookup
 Residential-height plywood bed platforms
 Bedroom doors in place of curtains (select models)
 Queen bed struts
 Marine toilet with foot-flush
 Tub surround
 Bathroom exhaust vent
 Shower curtain with curved shower track (select models)
 Wood-trimmed mirror in bathroom
 Queen Serta® mattress
 Bedroom LED accent lighting
 300 lb. rated bunk beds (select models)
 600 lb. rated bunk beds (double bunks only)
 Privacy curtains in bunk areas (select models)
 4 in. thick bunk mats (select models)
 Smoke-glass cabinet inserts (select models)

CUSTOMER VALUE PACKAGE (MANDATORY)

Goodyear® Endurance tires (made in the USA)
 Quick recovery 6 gal. gas/ electric DSI water heater
 3-burner range with glass cover

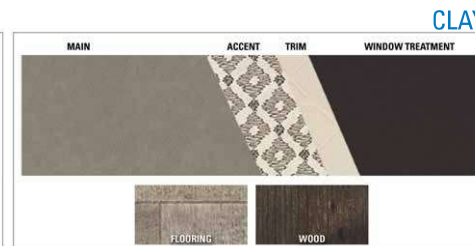

6 cu. ft. Norcold® stainless steel refrigerator with temperature controls
 Oven with glass door and interior light
 Bathroom skylight
 Front diamond plate
 Spare tire with cover
 Outside shower
 Stainless steel microwave oven
 Pleated window shades
 Power awning with LED lights & speakers
 Range hood
 Stabilizer jacks with sand pads (4)
 Water heater bypass
 Keyed-Alike™ entry and baggage doors

OPTIONS

15,000-BTU, roof-mounted A/C
 50-amp service with second A/C prep (294QBS, 324BDS)
 Queen bedspread and pillows
 Chil N' Stor (232RB, 245RLS)
 Enclosed underbelly
 LED TV (standard 284BHS)
 Hide-a-bed (237RBS, 265RLS, 267BHS, 284BHS, 287BHS, 294QBS, 324BDS)
 MORryde® Step Above™ entry steps
 Roof ladder
 Aluminum rims
 30 lb. propane bottle



INTERIOR OPTIONS

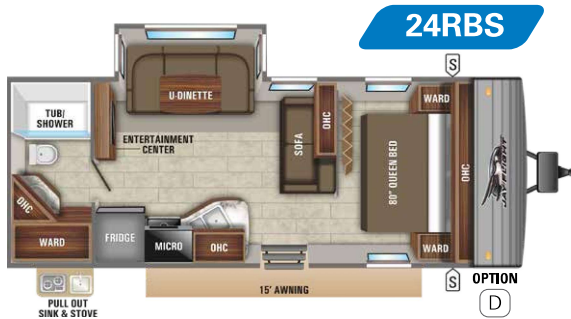


JAY FLIGHT 29RKS



29RKS shown in Sandstone interior design





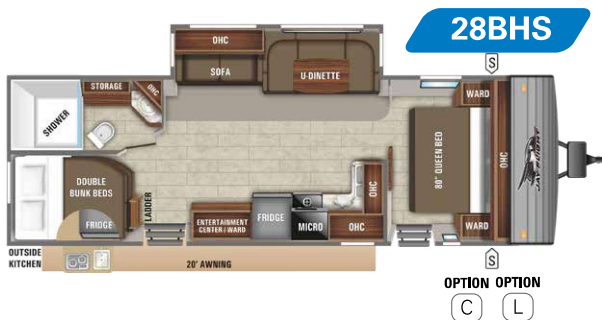
24RBS

OPTION D



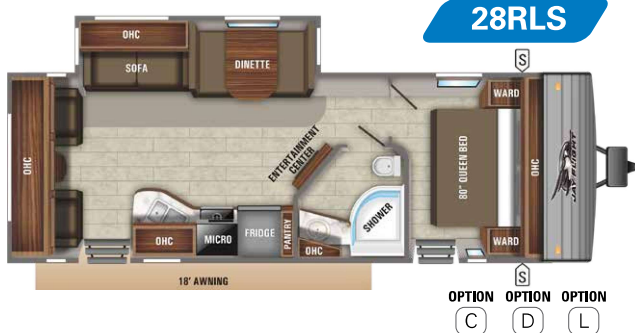
28BHBE

OPTION C



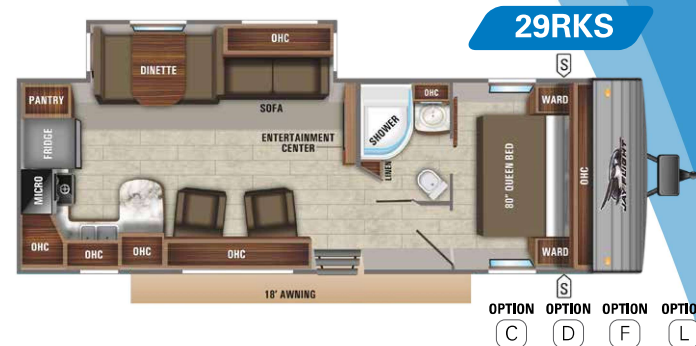
28BHS

OPTION C L



28RLS

OPTION C D L



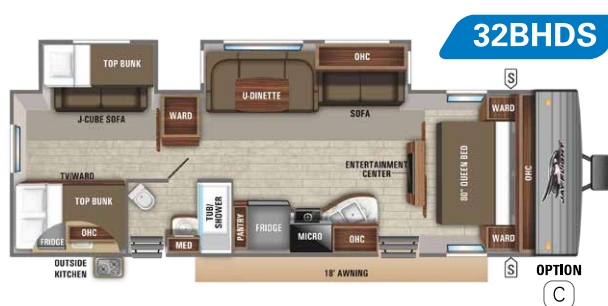
29RKS

OPTION C D F L



31MLS

OPTION C



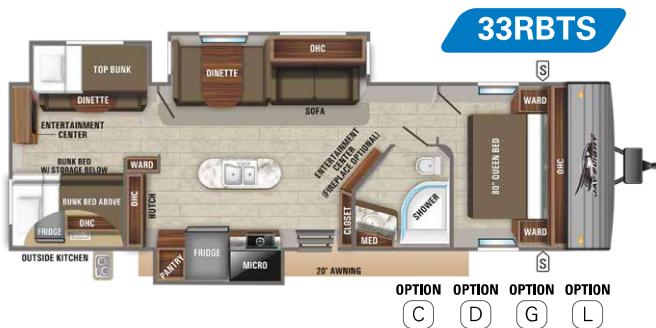
32BHDS

OPTION C



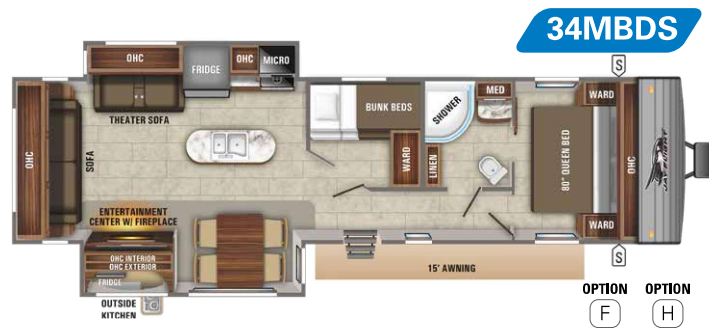
32TSBH

OPTION C L



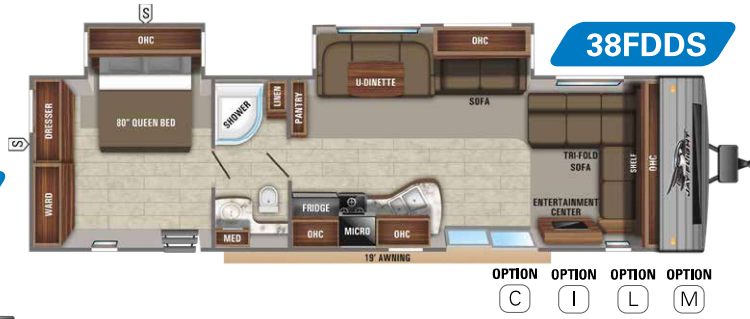
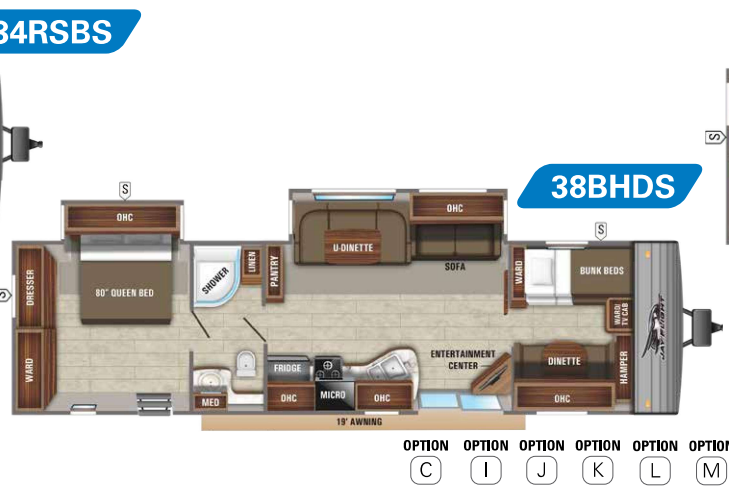
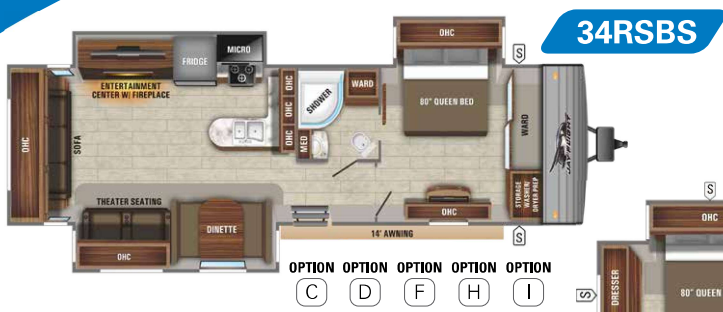
33RBTs

OPTION C D G L



34MBDS

OPTION F H



LEGEND

- STORAGE
- MICRO MICROWAVE
- OHC OVERHEAD CABINETS
- FRIDGE REFRIGERATOR
- WARD WARDROBE

OPTIONS



SPECS

FLOORPLAN	EXTERIOR TRAVEL LENGTH	EXTERIOR WIDTH	EXTERIOR HEIGHT (WITH A/C)	INTERIOR HEIGHT	UNLOADED VEHICLE WEIGHT	DRY HITCH WEIGHT	GVWR	CARGO CARRYING CAPACITY	FRESH WATER CAPACITY (INCLUDES WATER HEATER)	GRAY WASTE WATER CAPACITY	BLACK WASTE WATER CAPACITY	SLEEP CAPACITY
24RBS	28' 8"	8' 0"	11' 1"	6' 9"	5,555	610	7,500	1,945	84	39	39	4-5
28BHBE	33' 5"	8' 0"	11' 2"	6' 9"	6,648	657	9,250	2,700	82	39	39	8-10
28BHS	33' 2"	8' 0"	11' 3"	6' 9"	6,683	788	8,750	2,089	82	78	39	8-10
28RLS	32' 5"	8' 0"	11' 3"	6' 9"	6,560	755	8,800	2,303	84	39	39	4-6
29RKS	33' 9"	8' 0"	11' 4"	6' 9"	6,800	825	9,500	2,592	86	78	39	4-6
31MLS	35' 5"	8' 0"	11' 3"	6' 9"	7,925	1,044	10,250	2,325	86	78	39	3-4
32BHDS	36' 2"	8' 0"	11' 2"	6' 9"	8,065	865	9,995	1,960	86	78	39	8-12
32TSBH	36' 2"	8' 0"	11' 2"	6' 9"	8,668	800	10,950	2,313	86	41	39	9-14
33RBTS	37' 8"	8' 0"	11' 3"	6' 9"	8,733	915	10,950	2,249	86	78	39	8-14
34MBDS	38' 11"	8' 0"	11' 4"	6' 9"	8,357	1,020	10,950	2,622	86	78	39	6-8
34RSBS	37' 6"	8' 0"	11' 2"	6' 9"	8,879	1,349	11,250	2,403	86	78	39	4-6
38BHDS	40' 4"	8' 0"	11' 5"	6' 9"	8,498	1,147	10,950	2,452	90	39	39	6-14
38FDDS	40' 4"	8' 0"	11' 3"	6' 9"	8,450	1,145	10,950	2,500	90	39	39	5-8

Some specs at the time of print may include estimates. For the most accurate information, please visit Jayco.com.

Unloaded Vehicle Weight (UVW): Sometimes referred to as "Dry Weight," UVW means the typical weight of the trailer as built at the factory. The UVW, as used in product literature and other promotional materials, does not include cargo, fresh water, propane, options or dealer-installed accessories.

Gross Vehicle Weight Rating (GVWR): GVWR means the maximum permissible weight of the trailer, including the UVW plus personal items, all cargo, fluids, options and dealer-installed accessories. The GVWR is equal to or greater than the sum of the UVW and the CCC.

Cargo Carrying Capacity (CCC): CCC means the maximum weight of personal items, food, fresh water, propane, tools, other cargo and dealer-installed accessories that can be carried by the trailer. CCC is equal to or less than GVWR minus UVW. The addition of options will decrease the CCC.

Hitch Weight (HW): The hitch weight, as used in product literature and other promotional materials, does not include cargo, fresh water, propane gas, options or dealer-installed accessories. The addition of these types of items will either add to or subtract from the stated hitch weight.

It is important for your safety and enjoyment that your tow vehicle be adequately sized and equipped to tow and handle the GVWR of the RV you select. Review weights and rating of your tow vehicle and consult a competent advisor for questions or advice. Whether you are new to RVing or a veteran, get a feel for the performance of your tow vehicle before heading out on the roadways. When you tow an RV, you must drive differently than when you drive a single vehicle. Practice hooking up, driving, backing up and braking in a safe environment or seek out professional instruction. Jayco affixes a weight label to each RV which lists estimated weight information for that vehicle. See specifications chart above.

JAY FLIGHT STANDARDS & OPTIONS

STANDARD EXTERIOR EQUIPMENT

- Dexter® axles with Nev-R-Adjust® brakes and E-Z Lube® hubs
- I-class™ cambered structural steel I-beams
- Fully integrated A-frame
- 5/8 in. tongue and groove plywood floor decking
- Magnum Truss™ Roof System with plywood decking and seamless DiFlex II material
- 2-sided, reflective foil insulation in flush-floor slideout room floors
- Large exterior downspouts
- 30 in. x 72 in. main entrance door
- Galvanized-steel, impact-resistant wheel wells
- 30-amp service
- Utility lighting system
- Front diamond plate
- Stabilizer jacks with sand pads (4)
- Keyblock exterior TV bracket
- LED exterior lighting
- Dark tinted safety glass privacy windows
- LED reverse taillights
- LP quick connect (outside gas grill prep)

STANDARD INTERIOR EQUIPMENT

- 81 in. ceiling height
- Solid hardwood cabinet doors
- LED interior lighting
- Wardrobe/pantry storage
- Seamless solid-surface look kitchen countertops
- Coat hook by entry door (select models)
- 3-burner range with glass cover
- Oven with glass door and interior light
- Heavy duty, 75 lb., full extension, steel ball-bearing drawer guides
- Range hood
- Decorative dinette and slideout room lighting (SuperSlide models)
- Brushed nickel faucets
- Vented kitchen window
- Hidden-switch command/charging center
- Backup/security camera prep
- J-Steel™ jackknife sofa
- Diamondflor® vinyl flooring
- Shaw® residential-grade carpet (select models)
- Vented windows in slideout room end walls (SuperSlide models)
- Pleated window shades
- Glass shower door (select models)
- Shower curtain with curved shower track (select models)
- Queen Serta® mattress
- Residential-height plywood bed platforms

- Main bed struts
- 300 lb. rated bunk beds (select models)
- 600 lb. rated bunk beds (double bunks)
- Privacy curtains in bunk areas (select models)
- Vented bunk windows (select models)
- 4 in. thick bunk mats (select models)
- Wooden bedroom doors (select models)
- Smoke-glass cabinet inserts
- LED accent lighting in kitchen
- Up/down style dinette table (main booth dinette only)

CUSTOMER VALUE PACKAGE (MANDATORY)

- 13,500-BTU, roof-mounted A/C
- 30 lb. propane bottles with cover (2)
- Quick recovery 6 gal. gas/electric DSI water heater (10 gal. in 38BHDS, 38FDDS)
- Bathroom power vent
- Bathroom skylight
- Cable/satellite TV hookup
- Digital TV antenna
- Goodyear® Endurance tires (made in the U.S.A.)
- Outside shower
- Power tongue jack
- Spare tire with cover
- Tub surround
- Water heater bypass
- Power awning with speakers and LED lights
- Stainless steel 8 cu. ft. refrigerator (18 cu. ft. in 38BHDS, 38FDDS)
- Keyed-Alike™ entry and baggage doors

ELITE PACKAGE (MANDATORY)

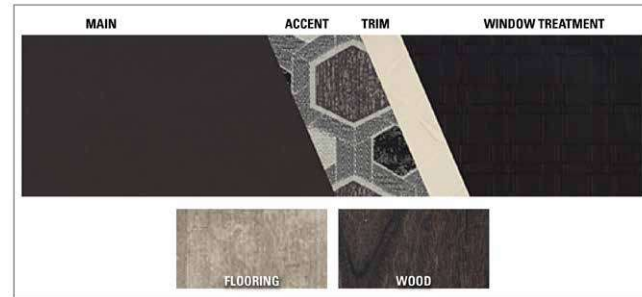
- Black tank flush
- Porcelain foot-flush toilet
- Second fresh water tank (total 80 gal. capacity)
- Large main entry door grab handle
- Stainless kitchen appliances
- Upgraded kitchen faucet with pull out sprayer
- Kitchen sink covers and rolling drying rack
- Hardwood frame mission style cabinet doors
- AM/FM/CD/DVD player with MP3 input and Bluetooth® & HDMI® connectivity
- Solar prep
- Dual USB and 12V charging port
- Deluxe bedspread with pillows
- Simmons® mattress

OPTIONS

- Customer Value Package with 15,000-BTU A/C
- Thermal package: insulated, heated, and enclosed underbelly and reflective foil insulation in main roof and slideout floors
- LED TV
- 2nd A/C in bedroom (select models)
- 50-amp service with second A/C prep (select models) (std. in 34RSBS)
- Aluminum rims
- Exterior bumper-mount grill
- Cargo accessory receiver (N/A 26BH)
- Chil N' Stor (26BH)
- Electric stabilizer jacks (4)
- Fiberglass sidewalls with frameless windows
- Fireplace (29RKS, 28BHBE, 32BHDS, 32TSBH, 33RBTS, 38BHDS) (std on 31MLS, 32RLOK, 34MBDS, 34RSBS)
- Freestanding table with 4 chairs (select models) (std. in 31MLS, 32RLOK, 34MBDS)
- Front quad bunk (38BHDS)
- Front queen bed (38BHDS)
- Hide-a-bed with LED floor lighting (select models)
- Wall hugger theater seating (select models)
- King bed (34RSBS, 38BHDS, 38FDDS)
- Patio door (29RKS, 34RSBS) (std. on 38BHDS, 38FDDS)
- Rear sofa with folding bunk (33RBTS)
- Roof ladder
- Kitchen skylight with shade
- Carpet in living area (34RSBS, 38FDDS)
- Carpet in rear bedroom (32TSBH)
- MORryde® Step Above™ entry steps
- JAYCOMMAND™ Control System
- Raised cabinet doors
- Theater seating (select models)

INTERIOR OPTIONS

CARBON



SANDSTONE



STERLING



JAYCOMMAND™

THE OPTIONAL JAYCOMMAND™ SYSTEM PUTS RVERS IN FULL CONTROL OF THEIR UNIT. THE SYSTEM WAS CUSTOM-BUILT BY OUR PRODUCT DEVELOPMENT TEAMS ALONG WITH ONECONTROL®, SO THAT OWNERS CAN MONITOR AND CONTROL KEY RV OPERATIONS FROM A PHONE OR A TABLET.



50 percent Stronger

4,500 lbs. on a Jayco roof vs. other roofs



Jayco's roof **vs.** other roofs



MADE IN USA

Featuring Durawall®
Technology - ENGINEERED
to help you tow with confidence



2+3 YEAR | YEAR LIMITED | STRUCTURAL WARRANTY

Travel with Confidence

NO ONE OFFERS A BETTER WARRANTY

At Jayco, we build our RVs to handle every adventure, then back them with our **industry-leading 2+3 warranty**. Our 2-year limited warranty has you covered for 2 camping seasons. That's **730 days**. In addition, our 3-year structural warranty has you covered for **3 camping seasons or 1,095 days**. You won't find a better warranty in the business, because the only strings we attach are those that deliver the ultimate in reliability. That's the Jayco difference. So go explore. For a copy of our 2-year limited + 3-year structural warranty with complete terms and conditions, please contact your local Jayco dealer.

Meet your Jayco Dealer _____



Generations of family fun.

Jayco, Inc. | P.O. Box 460 | Middlebury, IN 46540 © **RVIA**
See dealer for further information and prices. All information in this brochure and on www.jayco.com is the latest available at the time of publication approval. Jayco reserves the right to make changes and to discontinue models without notice or obligation. Photography may show optional equipment or props used for decoration purposes only. RVs built for sale in Canada may differ to conform to Canadian codes. JAYCO and the JAYCO BIRD IN FLIGHT are registered trademarks of Jayco, Inc. Printed in USA 96K 10/19 ©2019 Jayco, Inc.

Follow Jayco
#LetsJayco

