

CATALINA



LEADER TO THE GREAT OUTDOORS

COACHMEN RV A Name you can trust since 1964

At Coachmen, you will find a rich history of commitment from our team members. This commitment extends to our owners and in the pride we have for our brand. The close relationship and service that we share with our owners and our dealers is a quality that others have been trying to mimic throughout our 55-year history, and counting.

We rely on the relationships that we have enjoyed with our owners throughout our history. A product that the details are well thought through to being consumer friendly, practical, yet still innovative, is important to Coachmen owners, and that makes it important to us!

Today, Coachmen is stronger than ever as part of Forest River, Inc. So you can have confidence that we will be around to make your ownership worry free for a long time to come. Over our 55-year history, we have built a nationwide network of loyal dealers and service centers who are committed to keeping your RV lifestyle trouble free. No matter where the open road takes you, you are never far from Coachmen's customer service and support.

COACHMEN CATALINA

Behind the Brand

To our existing owners, future campers joining our Coachmen Catalina families, and partnered dealerships; the difference in a good product versus a great product often lies in the detail designed into the consumer friendly features of a product and the reliability of the product. Our team understands and has the continuous goal, and responsibility of providing top of the line trailers, with an exceptional value, backed by unmatched customer service.

For us to keep providing the best products requires the need to stay innovative and interactive. Through extensive research, incorporating feedback adjustments, and continuing to make changes each year to ensure we are always improving the trailers we provide. Our team is excited that Catalina is able provide a broad selection of choices, through smaller lightweight single-axes trailers, highly sought after conventional travel trailers, toy haulers, and destination trailers. Though we cover several segments, we are focused on ensuring the best possible floorplans in each of our offerings. We understand the importance of quality, and the quality of materials used in our construction, the material used is just the first building block to

ensuring you are going to love your Catalina for so many years. Each trailer receives several levels of thorough inspection throughout the manufacturing process, and again after its completion. For us, quality does not just stop at the trailers we build, that focus continues in the features, designs, comforts, and diversity of layouts to provide the most optimal opportunity to meet and exceed each customers needs. That's still not enough for us, that quality continues is in how we do business; our customer service teams are not only fantastic groups and fun to work with, but are such a valuable part of our dedication to upholding the kind of service, and support for which our Legacy has been built on throughout our incredible history. Not only does this ensure a rewarding customer experience and satisfaction, it also generates excitement and enthusiasm among our Catalina owners, dealership partners, and employees working with our trailers each day!

Thank you for your business,

-The Coachmen Catalina Team

TABLE OF CONTENTS

MEET THE FLEET	3	TRAIL BLAZER FLOOR PLANS	26
LEGACY EDITION	5	EXPEDITION SERIES	27
LEGACY EDITION FLOOR PLANS	13	EXPEDITION SERIES FLOOR PLANS	30
SUMMIT SERIES 8.	15	DESTINATION SERIES.	31
SUMMIT SERIES 8 FLOOR PLANS	18	DESTINATION SERIES FLOOR PLANS	32
SUMMIT SERIES 7.	19	STANDARDS AND OPTIONS	33
SUMMIT SERIES 7 FLOOR PLANS	22	SOLAR PACKAGE	37
TRAIL BLAZER.	23	COACHMEN OWNER'S GROUP APP	38



MEET THE FLEET.

LEGACY EDITION



SUMMIT SERIES 8



TRAIL BLAZER



EXPEDITION



CATALINA



SUMMIT SERIES 7



DESTINATION

CATALINA

LEGACY EDITION



The Catalina Legacy Edition line-up offers a little more convenience in a variety of floor plans to suit your needs.

Each floor plan we build here at Catalina is carefully thought out with you, the customer, in mind. We pride ourselves on the details with the perfect balance of features and functionality!

263BHSCK

The 263BHSCK is a classic family bunkhouse floor plan with a modernized design. Plenty of sleeping is provided for 6-10 from the two spacious double over double bunk beds, extra-large U-shaped dinette, jiffy bed sofa and master queen. Every accommodation was thought out with family in mind including the easy view angled entertainment center, generous kitchen pantry, standard outside camp kitchen.



OPTIONAL FIREPLACE SHOWN



2930BCK

The 2930BCK is a more versatile version of the popular quad bunkhouse floorplan with a super slide. Whether taking just the family, or bringing all their friends along too, this layout will perfectly sleep up to 10 people. The accommodations get even better with the large U-shaped dinette, private master bedroom, and top it off with our standard outside kitchen area.



243RBS

The popular 243RBS is the ideal couple's coach! This floor plan boasts a full size super slide with both a dinette and sofa, a spacious rear bathroom with a walk-in shower, extra-large pantry/wardrobe storage, a breakfast bar and private bedroom. The half-ton friendly towing weight and under 30' real length makes this camper perfect for cross country travel or local weekend getaways!



303RKDS

The rear kitchen 303RKDS steals the show with expansive counter space and abundant overhead storage. The location of the kitchen allows for a very spacious living room that includes two recliners directly across from the slide out sofa. An extra-large picture window opposite of the large slide out offers views and natural lighting.



OPTIONAL FIREPLACE SHOWN / TRI-FOLD SOFA OPTIONAL

The bedroom includes its own entertainment center with fireplace directly in front of the bed, an enormous closet with full-length hang rod and shelves, as well as an additional utility closet complete with everything you need to add washer/dryer convenience to your coach.



323BHDSCK

The bunkroom suite in the 323BHDSCK is furnished with a double size loft bed, a single bunk that can be stowed for more room, our versatile COA cube lounge sofa/futon, its own entertainment center, and abundant storage. On the outside, owners can take advantage of our standard large outside camp kitchen, which includes a griddle, dorm style refrigerator, sink, storage cabinets, and drawers.



FREE LEGACY EDITION PACKAGE



PREMIUM EXTERIOR PACKAGE

RETAIL VALUE
\$1,115

- Enclosed Underbelly
- 200 lb Flip-Down Cargo Carrying Rack
- Power Tongue Jack
- Black Tank Flush
- LP Quick Connect
- Aluminum Fender Skirts
- Hot/Cold Outside Shower
- Battery Disconnect
- Upgraded Aluminum Rims
- Friction Hinge Door
- Magnetic Baggage Door Latch
- Exterior TV Hookups
- XL Grab Handle at Main Entrance
- Back-Up Camera Prep

LEGACY ADDITION PACKAGE

RETAIL VALUE
\$1,290

- Skylight above Tub/ Shower
- Bedroom USB and Outlets
- Gas/Electric DSI Water Heater
- 12V Roof Vent and Fan in Living and Bathroom
- 5/8" Tongue and Groove Plywood Flooring
- All-In-One Monitor System
- Jiffy Sofa w/ Flip Down Cupholder

PREMIER MEDIA ACCESS PACKAGE

RETAIL VALUE
\$505

- 39" Entertainment TV (32" on 263RLS)
- Swing Arm TV Bracket
- JBL Elite Exterior Speakers
- Compact Head Unit with Bluetooth/AUX/HDMI/AM/FM Radio and USB Charging Port

DESIGNER KITCHEN PACKAGE

RETAIL VALUE
\$1,690

- Stainless 12V 10 cu ft Refer
- Residential Pull Down Faucet
- Thermofoil Countertops w/ Smooth Drop Edge
- Deep Basin Farm Style Sink
- Sink Covers
- Stainless Range Oven w/ Blue LED Accent Lighting and Flush Mounted Glass Top
- (2) USB and (2) 110

AMBIANCE PACKAGE

RETAIL VALUE
\$499

- Power Awning w/ Multicolor Customizable LED Strip and Remote

TOTAL RETAIL SAVINGS: \$5,099

SHIPPING WEIGHT
CARRYING CAPACITY
UVW
GVWR
HITCH WEIGHT
EXTERIOR HEIGHT (INCLUDES A/C)
FRESH WATER CAPACITY (GAL.)
GREY WATER CAPACITY (GAL.)
WASTE WATER CAPACITY (GAL.)
AWNING LENGTH
WHEEL SIZE
EXTERIOR LENGTH (BUMPER TO HITCH)
EXTERIOR WIDTH
INTERIOR HEIGHT (COACH)
AXLES

LEGACY EDITION

FLOOR PLANS



243RBS	263BHSCK	263RLS	283RKS	293QBCK	303QBCK	303RKDS	323BHDSCK	333RETS	343BHTSLE	343BHTS2Q
5,528	6,472	6,052	6,718	6,824	7,067	7,982	7,804	8,568	8,560	8,560
2,012	2,968	1,588	2,422	2,616	2,373	1,958	1,636	1,872	2,180	2,180
5,588	6,532	6,112	6,778	6,884	7,127	8,042	7,864	8,628	8,620	8,620
7,600	9,500	7,700	9,200	9,500	9,500	10,000	9,500	10,500	10,800	10,800
676	728	718	644	744	856	1,086	896	1,096	1,252	1,252
11' 1"	11' 1"	11' 1"	11' 1"	11' 1"	11' 3"	11' 3"	11' 1"	11' 1"	11' 3"	11' 3"
44	44	44	44	44	44	44	44	44	44	44
40	70	40	70	40	70	70	70	70	70	70
30	30	30	30	30	30	30	30	30	30	30
15'	18'	15'	15'	18'	18'	21'	21'	14'	21'	21'
15"	15"	15"	15"	15"	15"	15"	15"	15"	15"	15"
28' 9"	32' 9"	30' 8"	33' 8"	34' 2"	35' 10"	36' 11"	36' 8"	36' 7"	38' 6"	38' 6"
96"	96"	96"	96"	96"	96"	96"	96"	96"	96"	96"
81"	81"	81"	81"	81"	81"	81"	81"	81"	81"	81"
3500 lbs.	4400 lbs.	3500 lbs.	4400 lbs.	4400 lbs.	4400 lbs.	5100 lbs.	4400 lbs.	5100 lbs.	5100 lbs.	5100 lbs.



TEMPORARILY UNAVAILABLE* **Please check our website or contact your local dealership for changes to production availability.*

CATALINA

SUMMIT SERIES 8



The Catalina Summit Series 8 is our second family friendly line up. With tons of features and standards packed in at a very affordable price, the Summit Series 8 is a hit across North America. Featuring 3 family friendly floor plans, the Summit Series 8 has everything that you'll need for your next adventure.

261BHS

The 261BHS is the perfect mid-size bunkhouse floor plan! The extra wide double over double bunks offers sleeping for the kids and/or adults. Our full size super slide provides a booth dinette and jiffy sofa, both with additional storage underneath. Our floor to ceiling shelved pantry really enhances the storage space to round out all your kitchen supply needs.



231MKS

Weighing around 5,500 lbs. dry, the 231MKS is perfect for any adventure! Natural light floods into this trailer from the seven main area windows making it super bright and open, also providing exceptional views. The large rear sofa offers a direct view of the entertainment center and our U-shape dinette slide out opens up the living room while providing convenient additional seating and lounging space.



FREE

SUMMIT

SERIES 8

PACKAGE



CUSTOMER VALUE PACKAGE

RETAIL VALUE
\$1,265

- 13,500 BTU Ducted A/C
- Range with Oven IPO 3 Burner Cooktop
- Range Hood
- Microwave
- LED Interior Lighting
- Deep Basin Undermount Farm Style Sink
- Sink Covers
- Stab Jacks (4)
- Skylight above Tub/Shower
- Bedroom USB and Outlets
- 20LB LP Bottles and Cover
- Water Heater By-Pass Winterization Kit
- 5/8" Tongue and Groove Plywood Flooring

EXTERIOR VALUE PACKAGE

RETAIL VALUE
\$1,105

- 200 lbs Rated Flip-Down Cargo Rack
- Black Tank Flush
- Front Diamond Plate
- LP Quick Connect
- Upgraded Sport Aluminum Rims
- Friction Hinge Door
- Gas/Electric DSI Water Heater
- JBL Elite Exterior Speakers (2)
- XL Grab Handle at Main Entrance
- Back Up Camera Prep
- Battery Disconnect
- Spare Tire with Cover and Carrier
- Magnetic Baggage Door Latches

COMFORT AND CONVENIENCE PACKAGE

RETAIL VALUE
\$615

- 12V 10 cu ft Refer
- (2) USB and (1) 110 outlets in Kitchen
- MP3/FM Stereo with Bluetooth and USB Charging Port
- Interior Ceiling Speakers
- 12V Vent Fan in Living and Bathroom
- Swing Arm TV Bracket at Entertainment Center
- All-In-One Monitor Panel
- Pleated Night Shades in Living Room
- Jack-Knife Sofa with Flip-Down Cup Holders and Arm Rest

AMBIANCE PACKAGE

RETAIL VALUE
\$720

- Power Awning with Multicolor Customizable LED Strip and Remote

TOTAL RETAIL SAVINGS: \$3,705

SUMMIT SERIES 8

FLOOR PLANS

SPECIFICATIONS	231MKS	261BH	261BHS
SHIPPING WEIGHT	5,434	4,811	5,530
CARRYING CAPACITY	2,106	2,129	2,057
UVW	5,494	4,871	5,589
GVWR	7,600	7,000	7,646
HITCH WEIGHT	712	515	646
EXTERIOR HEIGHT (INCLUDES A/C)	11' 1"	10' 7"	11' 1"
FRESH WATER CAPACITY (GAL.)	44	44	44
GREY WATER CAPACITY (GAL.)	40	40	40
WASTE WATER CAPACITY (GAL.)	30	30	30
AWNING LENGTH	18'	15'	15'
WHEEL SIZE	14"	14"	15"
EXTERIOR LENGTH (BUMPER TO HITCH)	28' 10"	30' 1"	30' 5"
EXTERIOR WIDTH	96"	96"	96"
INTERIOR HEIGHT (COACH)	81"	81"	81"
AXLES	3500 lbs.	3500 lbs.	3500 lbs.



231MKS

TEMPORARILY UNAVAILABLE*



261BHS



261BH

TEMPORARILY UNAVAILABLE*



*Please check our website or contact your local dealership for changes to production availability.

CATALINA

SUMMIT SERIES 7



Very similar in value to our Summit Series 8 line-up, the Summit Series 7 takes the affordability and maneuverability one-step further with seven well thought out layouts. For many, it's the first step to getting your family out camping – the versatility and simplicity of the shorter lengths and lighter weights makes creating adventures easier.

184BHS

A rare find in the single axle market, our 184BHS double over double bunk beds offer more comfort and flexibility. The large U-shape dinette slide out opens up this floor plan while adding storage underneath and additional sleeping. Our fold down front queen Murphy bed is the ultimate space saver! Enjoy the comfort and convenience of a sofa when the bed is stowed, then easily lower the bed for a good night's sleep.



OPTIONAL CAMP KITCHEN

FREE

**SUMMIT
SERIES 7**

PACKAGE



**SUMMIT SERIES
PEAK PACKAGE**

RETAIL VALUE
\$1,549

- 13.5K Upgraded A/C
- Carefree Multicolor Power Awning with Remote
- (2) JBL Premium Marine Grade Outside Speakers
- LP Quick Connect
- Aluminum Fender Skirts
- Compact Head Unit with Bluetooth/AUX/HDMI/AM/FM Radio and USB Charging Port
- Smooth Metal Radius Front
- Battery Disconnect
- Magnetic Baggage Door Latches

**COMFORT & CONVENIENCE
PACKAGE**

RETAIL VALUE
\$1,635

- 12V 10 cu ft Refer
- Flush Mount 2-Burner Stove
- Thermofoil Countertops w/ Smooth Drop Edge
- Undermount Sink
- Sink Cover for Additional Countertop Space
- Screwed Cabinet Construction with Solid Wood Doors
- Pleated Night Shades
- Friction Hinge Entrance Door
- Extra Large Entry Assist Handle
- ABS Tub/Shower Surround
- All in One Monitor Panel
- Black Tank Flush
- Power Vent Fan in Living Room AND Bathroom
- LED Interior Lights

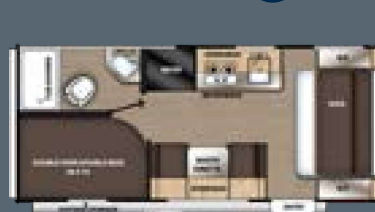

TOTAL RETAIL SAVINGS: \$3,184

SUMMIT SERIES 7

FLOOR PLANS

SPECIFICATIONS	174BH*	174BHS*	174FB*	174FQS*	174RB*	184BHS	184DBK*
SHIPPING WEIGHT	3,338	3,510	3,310	3,494	3,310	4,162	N/A
CARRYING CAPACITY	1,022	816	950	866	950	1,298	N/A
UVW	3,378	3,550	3,350	3,534	3,350	4,202	N/A
GVWR	4,400	4,366	4,300	4,400	4,300	5,500	5,500
HITCH WEIGHT	428	366	408	420	408	492	N/A
EXTERIOR HEIGHT (INCLUDES A/C)	10' 1"	10' 1"	10' 1"	10' 1"	10' 1"	10' 1"	10' 1"
FRESH WATER CAPACITY (GAL.)	44	44	44	44	44	44	44
GREY WATER CAPACITY (GAL.)	30	30	30	30	30	30	30
WASTE WATER CAPACITY (GAL.)	30	30	30	30	30	30	30
AWNING LENGTH	13'	13'	13'	13'	13'	15'	15'
WHEEL SIZE	14"	14"	14"	14"	14"	15"	15"
EXTERIOR LENGTH (BUMPER TO HITCH)	20' 6"	20' 6"	20' 6"	20' 6"	20' 6"	23' 1"	23' 1"
EXTERIOR WIDTH	90"	90"	90"	90"	90"	90"	90"
INTERIOR HEIGHT (COACH)	78"	78"	78"	78"	78"	78"	78"
AXLES	4000 lbs.	4000 lbs.	4,000 lbs.	4000 lbs.	4000 lbs.	5200 lbs.	5200 lbs.

*Weights are estimates



*Please check our website or contact your local dealership for changes to production availability.

CATALINA

TRAIL BLAZER



Who would have thought taking your adventures to the next level would be so easy, and look so good! Without question, the Trail Blazer line-up from Coachmen Catalina provides the most affordable, versatile, and best looking toy haulers designed for any outdoor enthusiast.

30THS

Affordable toy haulers are not just a dream anymore! Our Trail Blazer 28THS and 30THS layouts offer large open garages for total versatility in what you want to haul, a highlight to the 16' of clear space in the award winning 30THS. Higher ceilings, standard Happijac bed systems, a 98 gal. fresh water tank, and optional 30 gal. on-board fuel station really makes for the ultimate experience anywhere your travels take you.



30THS
GARAGE
SHOWN



28THS



PATIO KIT (OPTIONAL)

FREE TRAIL BLAZER PACKAGE



TRAIL BLAZER VALUE PACKAGE

RETAIL VALUE
\$560

- Skylight above Tub/ Shower
- Gas/Electric DSI Water Heater
- 5/8" Tongue and Groove Plywood Flooring
- Bedroom USB and Outlets
- All-In-One Monitor System
- 12V Power Vent Fan in Living Room and Bathroom

PREMIUM EXTERIOR TRAIL BLAZER PACKAGE

RETAIL VALUE
\$915

- Enclosed Underbelly
- Power Tongue Jack
- Black Tank Flush
- LP Quick Connect
- Hot/Cold Outside Shower
- Aluminum Fender Skirts
- Upgraded Aluminum Rims
- Friction Hinge Door
- Battery Disconnect
- Exterior TV Hookups
- XL Grab Handle at Main Entrance
- Back-Up Camera Prep

AMBIANCE PACKAGE

RETAIL VALUE
\$499

- Power Awning w/ Multicolor LED Strip and Remote

PREMIERE MEDIA ACCESS PACKAGE

RETAIL VALUE
\$505

- 39" Entertainment TV (32" on 26TH)
- Swing Arm TV Bracket
- JBL Elite Exterior Speakers
- Compact Head Unit with Bluetooth/AUX/HDMI/AM/FM Radio and USB Charging Port

DESIGNER KITCHEN PACKAGE

RETAIL VALUE
\$1,690

- Stainless 12V 10 cu ft Refer
- Residential Pull Down Faucet
- Thermofoil Countertops w/ Smooth Drop Edge
- Deep Basin Farm Style Sink
- Sink Covers
- Stainless Range Oven w/ Blue LED Accent Lighting and Flush Mounted Glass Top
- (2) USB and (2) 110 outlets

EXTREME ADVENTURE PACKAGE

RETAIL VALUE
\$1,160

- 500lb Tie-Downs (10 to 15 per Floor Plan)
- 15ft ToyLok Steel Cable
- Rear Loading Cargo Door w/ 3000 lb Capacity
- Black-Out Screen Wall w/ Zip Walk-Thru

TOTAL RETAIL SAVINGS: \$5,329



TRAIL BLAZER

FLOOR PLANS

SPECIFICATIONS	26TH	28THS	29THS	30THS
SHIPPING WEIGHT	5,427	7,166	7,022	7,540
CARRYING CAPACITY	2,413	3,274	2,718	2,900
UVW	5,487	7,226	7,082	7,600
GVWR	7,900	10,500	9,800	10,500
HITCH WEIGHT	957	1,126	1,206	1,382
EXTERIOR HEIGHT (INCLUDES A/C)	10' 7"	12'	11' 1"	11' 10"
FRESH WATER CAPACITY (GAL.)	44	98	44	98
GREY WATER CAPACITY (GAL.)	40	40	40	70
WASTE WATER CAPACITY (GAL.)	30	30	30	30
AWNING LENGTH	15'	18'	15'	18'
WHEEL SIZE	15"	15"	15"	15"
EXTERIOR LENGTH (BUMPER TO HITCH)	30'	33' 10"	35' 8"	36' 1"
EXTERIOR WIDTH	96"	96"	96"	96"
INTERIOR HEIGHT (COACH)	81"	90"	81"	90"
AXLES	3500 lbs.	5100 lbs.	5100 lbs.	5100 lbs.



28THS



29THS



30THS



26TH



*Please check our website or contact your local dealership for changes to production availability.

CATALINA

EXPEDITION



JACK-IT
BIKE
CARRIER

Carefully equipped and designed to be extremely lightweight, the Expedition is adventure without limits!

Complete with outstanding solar benefits, 12v features and our rugged tires and suspension – the expedition is the perfect trailer for the most enjoyable off-grid experiences.

192FQS

The Expedition 192BH is fantastic for that a smaller family looking for something lightweight, with versatility to explore from any campground to a remote off the grid paradise! The impressive windows make great opportunities for plenty of natural light, and soaking up the surrounding views. A vast number of upgraded features and a great solar package really make every adventure seem effortless!




JAVA DÉCOR



SPARE TIRE, CARRIER, AND COVER

FLIP DOWN CARGO RACK WITH 200 LBS. CAPACITY



ALL-TERRAIN TIRES WITH UPGRADED ALUMINUM WHEELS

OVERSIZED OFF-ROAD FENDER FLARES

FREE EXPEDITION SERIES PACKAGE



EXPEDITION VALUE PACKAGE

RETAIL VALUE
\$2,215

- 13,500 BTU Low Profile A/C
- Stainless Range with Oven IPO 3 Burner Cooktop
- Stainless Range Hood
- 5.5 cu. ft. Gas/Electric Refrigerator
- Microwave
- 12V Fan in Living and Bathroom
- Deep Basin Undermount Farm Style Sink
- Sink Covers
- Skylight above Shower
- 20LB LP Bottles and Cover
- 5/8" Tongue and Groove Plywood Flooring
- All-In-One Monitor Panel
- Pleated Night Shades in Living Room
- Jack-Knife Sofa w/ Flip Down Cup Holders/Arm Rest (192FQS only)

ADVENTURE PACKAGE

RETAIL VALUE
\$699

- Jack-It Bike Carrier
- Rear Mounted Roof Ladder
- Roof Mounted Kayak Rack Backers
- 200 lb Flip Down Rack

ENTERTAINMENT AND POWER PACKAGE

RETAIL VALUE
\$605

- 32" 12 Volt DC TV
- Swing Arm TV Bracket
- Bedroom USB and Outlets
- Compact Head Unit with Bluetooth/AUX/HDMI/AM/FM Radio and USB Charging Port
- Interior Ceiling Speakers

OFF ROAD/OFF GRID PACKAGE

RETAIL VALUE
\$1,899

- 100 Watt 12V Monocrystalline Solar Panel
- Dexter Torflex Torsion Axles
- All-Terrain Off Road Trail Tires
- Off Grid Solar Prep
- Universal Solar Ports (2)
- 40 amp Solar Store Controller
- 1,000 Watt Inverter
- Battery Monitor
- Shower Miser Water Saver
- Battery Disconnect Switch
- 40 Gal. Fresh Water Tank

EXTERIOR VALUE PACKAGE

RETAIL VALUE
\$1,105

- SolidStep Entrance Steps
- Black Tank Flush
- Front Diamond Plate
- LP Quick Connect
- Back Up Camera Prep
- Upgraded Sport Style Aluminum Rims
- Friction Hinge Door
- Gas/Electric DSI Water Heater
- JBL Elite Exterior Speakers (2)
- XL Grab Handle at Main Entrance
- Stab Jacks (4)
- Spare Tire w/ Cover and Carrier

AMBIANCE PACKAGE

RETAIL VALUE
\$499

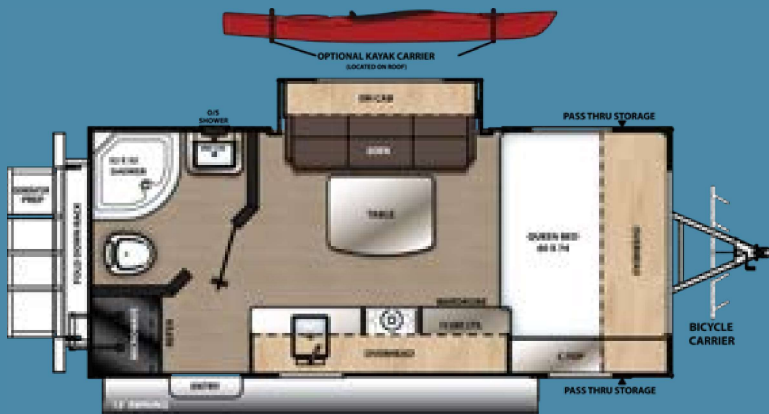
- Power Awning w/ Multicolor LED Strip and Remote

TOTAL RETAIL SAVINGS: \$7,022

EXPEDITION

FLOOR PLANS

SPECIFICATIONS	192BH	192F0S	192RB
SHIPPING WEIGHT	3,835	3,948	3,974
CARRYING CAPACITY	1,005	1,032	966
UVW	3,895	4,008	4,034
GVWR	4,900	5,040	5,000
HITCH WEIGHT	484	540	512
EXTERIOR HEIGHT (INCLUDES A/C)	10' 3"	10' 4"	10' 4"
FRESH WATER CAPACITY (GAL.)	44	44	44
GREY WATER CAPACITY (GAL.)	30	30	30
WASTE WATER CAPACITY (GAL.)	30	30	30
AWNING LENGTH	13'	13'	13'
WHEEL SIZE	15"	15"	15"
EXTERIOR LENGTH (BUMPER TO HITCH)	21' 8"	21' 8"	21' 8"
EXTERIOR WIDTH	90"	90"	90"
INTERIOR HEIGHT (COACH)	78"	78"	78"
AXLES	4500 lbs.	4500 lbs.	4500 lbs.



TEMPORARILY UNAVAILABLE*



TEMPORARILY UNAVAILABLE*



*Please check our website or contact your local dealership for changes to production availability.

FREE

**DESTINATION
EDITION**

PACKAGE



**DESTINATION EDITION
VALUE PACKAGE**

**RETAIL VALUE
\$1,125**

- 15K Ducted A/C
- Glass Step-In Shower w/ ABS Surround
- 5/8" Tongue and Groove Plywood Flooring
- All-In-One Monitor System
- Bedroom USB and Outlets
- Bar Stools
- Living Room and Master Bedroom Ceiling Fans w/ Wall Switch
- Aluminum Rims
- Friction Hinge Door(s)
- Power Vent Fan in Bathroom

**EXTENDED STAY
CONVENIENCE PACKAGE**

**RETAIL VALUE
\$1,225**

- Fireplace in Living Room
- Residential Style Trifold Sofa, Serta Mattress
- Washer/Dryer Prep (Per FP)
- LP Quick Connect, Designer Lighting over Dinette
- 10 Gallon G/E DSI Water Heater
- Exterior TV Hookups
- Black Tank Flush
- Hot/Cold Outside Shower
- XL Grab Handle at Main Entrance
- Battery Disconnect, Magnetic Baggage Door Latches

**DESIGNER KITCHEN
PACKAGE**

**RETAIL VALUE
\$715**

- Residential Pull Down Faucet
- Thermofoil Countertops
- Deep Basin Farm Style Sink
- Sink Covers
- 21" Range Oven w/ Blue LED Accent Lighting and Flush Mounted Glass Top
- {2} USB and {2} 110 outlets

**PREMIERE AUDIO/VIDEO
ENTERTAINMENT PACKAGE**

**RETAIL VALUE
\$865**

- 39" Advanced Entertainment TV with Independent Audio Zone Control and Built-In Soundbar
- Swing Arm TV Bracket
- JBL Elite Exterior Speakers

TOTAL RETAIL SAVINGS: \$3,930

DESTINATION


FLOOR PLANS

SPECIFICATIONS	39FKTS	39MKTS	39RLTS	40BHTS
SHIPPING WEIGHT	9,480	9,350	9,702	9,610
CARRYING CAPACITY	1,460	1,590	1,238	1,330
UVW	9,540	9,410	9,762	9,670
GVWR	11,000	11,000	11,000	11,000
HITCH WEIGHT	1,110	1,330	1,494	1,130
EXTERIOR HEIGHT (INCLUDES A/C)	11' 8"	11' 8"	11' 8"	11' 8"
FRESH WATER CAPACITY (GAL.)	44	44	44	44
GREY WATER CAPACITY (GAL.)	80	80	80	80 ***
WASTE WATER CAPACITY (GAL.)	40	30	30	40
AWNING LENGTH	21'	15'	18'	21'
WHEEL SIZE	15"	15"	15"	15"
EXTERIOR LENGTH (BUMPER TO HITCH)	40' 11"	40' 11"	40' 11"	40' 11"
EXTERIOR WIDTH	96"	96"	96"	96"
INTERIOR HEIGHT (COACH)	84"	84"	84"	84"
AXLES	5100 lbs.	5100 lbs.	5100 lbs.	5100 lbs.

*110 Gallons with optional camp kitchen

39FKTS

TEMPORARILY UNAVAILABLE*



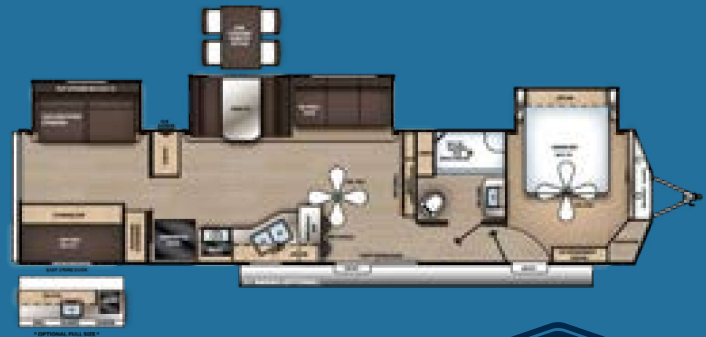
39MKTS

TEMPORARILY UNAVAILABLE*



39RLTS

TEMPORARILY UNAVAILABLE*



40BHTS

TEMPORARILY UNAVAILABLE*



*Please check our website or contact your local dealership for changes to production availability.

STANDARDS AND OPTIONS

EXTERIOR FEATURES

	LEGACY	SUMMIT 8	SUMMIT 7	TRAIL BLAZER	EXPEDITION	DESTINATION
Flip Down Cargo Rack w/200lb. Cap.	P	P	-	-	P	-
Electric Awning w/Multicolor LED Strip & Remote -Carefree	P	P	P	P	P	0
Electric Tongue Jack	P	0	0	P	0	-
Heavy Duty Standard Tongue Jack	-	S	S	-	S	S
Black Tank Flush	P	P	P	P	P	P
Battery Disconnect Switch	P	P	P	P	P	P
Outside Utility Shower w/ Hands Free Holder	P	-	-	P	S	P
20lb. LP Tank (2) w/ABS Cover, (1) Summit Series P's	S	P	S	S	P	S
LP Quick Connect	P	P	P	P	P	P
Flush Mount Baggage Doors w/Radius Corners	S	S	S	S	S	S
Diamond Plate Rock Guard	S	P	S	S	P	-
Stabilizer Jacks	S	S	S	S	P	S
G20 Tinted Privacy Windows	S	S	S	S	S	S
Front Landscape Picture Window (N/A 192RB)	-	-	-	-	S	-
(2) JBL Elite Exterior Speakers	P	P	P	P	P	P
Friction Hinge Door	P	P	P	P	P	P
Radius Cornered Fiberglass Entry Door	S	S	S	S	S	S
Exterior 110V G.F.C.I Protected Receptacle	S	S	S	S	S	S
Exterior RG-6 Coax Cabling and Satellite Prep	S	S	S	S	S	S
Exterior TV Hookup	P	-	-	P	S	P
Rain Gutters with Drip Spouts	S	S	S	S	S	S
Radius Entry Steps (N/A 30THS)	S	S	S	S	-	S
SolidStep Entrance Steps IPO Flip-Down Steps (Main Entrance Only)	0	0	0	0	P	-
XL Swing Arm Entry Assist Handle (Main Entrance Only)	S	P	P	P	P	P
Rear View Camera Prep	P	P	S	P	P	-
Full Size Exterior Camp Kitchen (323BHDSCK, 343BHDS)	S	-	-	-	-	0
Exterior Camp Kitchen (263BHDSCK, 293QBCK, 303QBCK)	S	0	0	-	-	-
Residential Sliding Glass Patio Door	-	-	-	-	-	S
Large Front Bay Windows	-	-	-	-	-	S
15' Toy Loc Cable	-	-	-	P	-	-
Lockable Ramp Door Latches	-	-	-	S	-	-
Rear LED Loading Lights	-	-	-	S	-	-
Bottle Openers (Exterior Camp Kitchens)	S	S	S	-	-	S
Pets - "Leash Link" Quick Hookup D-Ring	S	S	S	S	S	S
Rear Mounted Roof Ladder	-	-	-	-	P	-
Jack-It Bike Carrier	-	-	-	-	P	-
Universal Solar Junction Box's (1)Roof Top & (1) Side Wall	-	-	-	-	P	-
1,000 Watt Inverter	-	-	-	-	P	-
Off Grid Solar System	0	0	0	0	P	-
- 40A/480W Solar Store Controller	0	0	0	0	P	-
- 100 Watt Roof Mounted 48"X22" Solar Panel	0	0	0	0	P	-
- Battery Monitor w/Bluetooth & Renogy App	0	0	0	0	P	-

SAFETY FEATURES

	LEGACY	SUMMIT 8	SUMMIT 7	TRAIL BLAZER	EXPEDITION	DESTINATION
Smoke Alarm	S	S	S	S	S	S
LP/CO Gas Detector	S	S	S	S	S	S
Fire Extinguisher	S	S	S	S	S	S
Fire Escape Windows	S	S	S	S	S	S
Entrance Door Window	S	S	S	S	S	S
Dead-Bolt Lock on Entry Door	S	S	S	S	S	S
SafeRide RV Motor Club (1 YR Roadside Assistance)	S	S	S	S	S	S

S - STANDARD / O - OPTION / P - PACKAGE FEATURE

CONSTRUCTION & EQUIPMENT FEATURES

	LEGACY	SUMMIT 8	SUMMIT 7	TRAIL BLAZER	EXPEDITION	DESTINATION
Cambered Structural Steel I-Beam Frame	S	S	S	S	S	S
Full Length Frame E-Coated Outriggers	S	S	S	S	S	S
5/8" Tongue & Groove Plywood Floor Decking	P	P	S	P	P	P
2"x3" Floor Joists on Approximately 12" Centers	S	S	-	S	-	S
2"x2" Floor Joists on Approximately 12" Centers	-	-	S	-	S	-
5" Floor To Frame Steel Lag Bolts (4" Summit 7/Expedition)	S	S	S	S	S	S
Enclosed, Fully Sealed Underbelly (N/A 261BH)	P	O	-	P	-	O
Darco Subfloor Protective Wrap/Enclosure	S	S	S	S	S	S
3/8" Fully Decked Walk-On Roof	S	S	S	S	S	S
Seamless Alpha Roof Membrane with 18 Year Warranty	S	S	S	S	S	S
Screwed Cabinet Construction w/Pocket Bored Lumber Core Stiles	S	S	P	S	S	S
5/8" Plywood Under Bed & Dinette Base	S	S	S	S	S	S
84" Interior Height	-	-	-	-	-	S
81" Interior Height	S	S	-	S	-	-
78" Interior Height	-	-	S	-	S	-
Easy-Trac Rack and Pinion Slide-Out(s)	S	S	-	S	-	S
Schwintek Slide Out	-	-	S	-	S	S
R-7 Fiberglass Insulation Throughout	S	S	S	S	S	S
Shower Miser Water Saver	-	-	-	-	P	-
6 Gal. Gas/Electric DSI Water Heater	P	P	S	P	P	-
10 Gal. Gas/Electric DSI Water Heater	-	-	-	-	-	P
Water Heater By-Pass Winterization Kit	S	S	S	S	S	S
12V Demand Water Pump	S	S	S	S	S	S
Premium Exterior Graphics Package	S	S	S	S	S	S
Upgraded Front Graphics Design (Legacy & Trail Blazer Only)	S	-	-	S	-	-
Platinum .024" Aluminum Exterior w/.030 Skirt Metal	S	S	S	S	S	S
Smooth HD Aluminum Radius Front	S	S	P	S	S	-
Polished HD Aluminum Fender Skirts	P	S	P	P	-	S
Oversized Off-Road Fender Flaires	-	-	-	-	S	-
Spare Tire, Carrier, and Cover	S	P	S	S	P	O
Dexter EZ Lube Axles w/Leaf Spring Suspension	S	S	S	S	-	S
Dexter Torflex Torsion Axle	-	-	-	-	P	-
All-Terrain Tires	-	-	-	-	P	-
3" Lift Kit	-	-	-	-	S	-
Built In Roof Backers - Kayak Rack Prep	-	-	-	-	P	-
Self Adjusting Brakes	S	S	S	S	S	S
Roto-Cast Holding Tanks	S	S	S	S	S	S
Painted Bumper w/ Drain Hose Carrier and End Caps	S	S	S	S	S	S
35,000 BTU Auto-Ignition Furnace w/Wall Thermostat (N/A 261BH & 283RKS)	S	S	-	-	-	S
30,000 BTU Auto-Ignition Furnace w/Wall Thermostat (261BH & 283RKS Only)	S	S	-	S	S	-
20,000 BTU Furnace w/Wall Thermostat	-	-	S	-	-	-
13,500 BTU Fully Ducted A/C	S	P	-	S	-	-
13,500 BTU Central A/C	-	-	P	-	P	-
15,000 BTU Fully Ducted A/C	O	O	-	O	-	P
30 Amp Elect. Service w/ 100v 45-Amp Power Covt.	S	S	S	S	S	-
50 AMP Elect. Service (Standard on 303RKDS, 333RETS, & 343BHTS)*. see options	S	-	-	-	-	S
Upgraded Aluminum Wheels	P	P	S	P	P	P
Magnetic Baggage Door Latches	S	P	P	S	S	S

INTERIOR FEATURES

	LEGACY	SUMMIT 8	SUMMIT 7	TRAIL BLAZER	EXPEDITION	DESTINATION
{2} 12V 14" Ceiling Vent Fans (Living Room & Bathroom)	P	P	P	P	P	P
39" TV {32" on 263RLS and 26TH}	P	-	-	P	-	P
32" 12Volt DC TV	-	-	-	-	P	-
Swing Arm TV Bracket (N/A 192RB, 192BH)	P	-	-	P	P	P
MP3/FM Stereo w/Bluetooth and USB Charge Port	P	P	P	P	P	P
Interior Ceiling Speakers	S	P	S	S	P	S
18 Cu. Ft. Residential Refrigerator	-	-	-	-	-	S
10 Cu. Ft. 12V Refrigerator	P	P	P	P	-	-
5.5 Cu. Ft. Gas/Elec Refrigerator	-	-	-	-	P	-
Seamless Thermofoil Countertops Throughout	P	S	P	P	S	P
Under-mount Farm Style Sink	P	P	P	P	P	P
Residential Kitchen Faucet w/Pull Down Sprayer	P	-	-	P	-	P
High Rise Bullet Style Kitchen Faucet	-	S	S	-	S	-
Flush Counter Kitchen Sink Covers {2-Tandem Axle Models}	P	P	P	P	P	P
Full Length Kitchen Drawer Guides	S	S	S	S	S	S
Salvaged Light Oak Cabinets	S	S	S	S	S	S
All-In-One Monitor Panel System	P	P	P	P	P	P
3 Burner SST Range w/Flush Glass Top & LED Accent's	P	-	-	P	P	-
3 Burner Stainless High Output Range	-	P	-	-	-	-
2 Burner High Output Stove	-	-	P	-	-	-
3 Burner SST Range w/Flush Glass Top & LED Accent's {21" Oven}	-	-	-	-	-	P
Slim Line Range Hood	S	P	S	S	P	S
Silverware Kitchen Drawer {184 Only on Summit 7}	S	S	S	S	S	S
Microwave W/Glass Turn Table	S	P	S	S	P	S
Congoleum Woodplank Linoleum Flooring	S	S	S	S	S	S
Residential In-Floor Ducted Heat (N/A 261BH)	S	S	-	-	-	S
Flex Ducted Cabinet/Wall Heat {261BH Only on Summit 8}	-	S	S	S	S	-
LED Interior Lighting	S	S	P	S	S	S
Directional Master Bed Reading Lights	-	-	-	-	-	S
Residential Tri-Fold Sofa	O	-	-	O	-	P
Jiffy Sofa w/Flip Down Cup Holder/Arm Rest	P	P	174FQS	-	192FQS	-
Storage Underneath Jiffy Sofa	S	S	-	-	-	-
Murphy Bed Sofa {Per floorplan}	-	S	S	-	S	-
Decorative Sofa Throw Pillows	S	S	S	S	S	S
Designer Wall Light Main Slide Room	S	-	-	-	-	S
Hard Valance Window Treatment w/Decorative Lambrequins	S	S	S	S	S	S
Pleated Night Window Shades	S	P	P	S	P	S
Pedestal Thermofoil Dinette Table (N/A 192FQS/174FQS)	S	S	S	29THS	S	S
Portable Thermofoil Dinette Table {192FQS/174FQS Only}	-	-	S	-	S	-
Under Benche Dinette Storage	S	S	S	29THS	S	S
Easy Access Booth Dinette Storage Doors	S	-	-	29THS	-	S
Marine Toilet with Foot Flush	S	S	S	S	S	S
ABS Tub/Shower Surround w/Shelves	S	S	P	S	S	S
Skylight Above Tub/Shower	P	P	-	P	P	S
Glass Step-In Shower w/ABS Surround (Per Floorplan)	S	S	-	S	-	P
Medicine Cabinet with Mirror	S	S	S	S	S	S
Bedroom USB Surface Mounts{2}	P	P	S	P	P	P
Kitchen USB's & Outlets	P	P	S	P	S	P
USB Surface MountS Near Bunk Beds	S	S	S	-	S	S
Solid Master Bedroom Door(s) {Per Floorplan}	S	S	-	S	-	S

INTERIOR FEATURES *(cont.)*

	LEGACY	SUMMIT 8	SUMMIT 7	TRAIL BLAZER	EXPEDITION	DESTINATION
Solid Bunk Room Door (Per Floor Plan)	S	-	-	-	-	S
Full Length Night Stands (N/A 303RKDS, 333RETS & 343BHTS)	S	S	-	S	-	-
Mirrored Wardrobes in Master Bedroom (N/A King Bed Models)	S	S	-	S	192RB	S
Master Bedroom Overhead Cabinets	S	-	-	S	S	S
Master Bedroom Overhead Shelf	-	S	S	-	-	-
Underbed Storage w/Separation from Outside Front Storage	S	S	-	S	-	S
Designer Fitted Master Bed Sheet	S	S	S	S	S	S
Teddy Bear Bunk Mats	S	S	S	-	S	S
500LB. Tie Down - 10-12 Ties per Floorplan	-	-	-	P	-	-
Rear Loading Cargo Door w/3000lb. Capacity	-	-	-	P	-	-
Black Out Screen Wall w/Zip Walk-Thru & Windows	-	-	-	P	-	-
Rock Run Reinforced Interior Drive On Wheel Wells (26TH Only)	-	-	-	S	-	-
Pre-Wired for Wi-Fi	-	-	-	-	S	-
Fireplace w/Electric Heater in the Living Room (N/A 263RLS)	0	-	-	-	-	P
Bar Stools (Suggested 243RBS)	0	-	-	-	-	P
Ceiling Fans in Living Room and Master Bedroom w/Wall Switch	-	-	-	-	-	P
Premium Serta Mattress	-	-	-	-	-	P
King Bed (39MKTS, 39RLTS, 283RKS, 28THS Only)	S	-	-	S	-	S
Washer/Dryer Prep (303RKDS, 333RETS, 343BHTS, 39MKTS, 39RLTS)	S	-	-	-	-	P

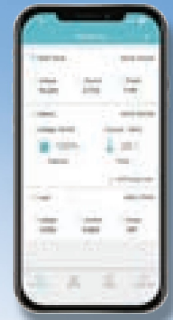
OPTIONS

	LEGACY	SUMMIT 8	SUMMIT 7	TRAIL BLAZER	EXPEDITION	DESTINATION
7 Cu. Ft. LP Gas/Electric RV Refrigerator w/Reversible Door Inserts	0	0	0	0	-	-
15,000 BTU Ducted A/C IPO 13.5 A/C	0	0	-	0	-	S
Enclosed, Fully Sealed Underbelly (N/A 261BH)	P	0	-	P	-	0
SolidStep Entrance Steps IPO Flip-Down Steps (Main Entrance Only)	0	0	0	0	P	-
50 Amp Service w/2nd 13.5 A/C (28THS, 29THS, 2930BCK, 3030BCK, 303RKDS, 323BHDSC, 333RETS, 343BHTS)	0	-	-	0	-	-
50 Amp Service w/2nd A/C Prep (28THS, 29THS, 2930BCK, 3030BCK, 303RKDS, 323BHDSC, 333RETS, 343BHTS)	0	-	-	0	-	-
2nd 13,500 BTU A/C	-	-	-	-	-	0
Off-Grid Solar System - 40A Controller w/Bluetooth App & 100W Panel	0	0	0	0	P	-
Free Standing Table w/4 Chairs (N/A U-Dinette Floorplans)	0	-	-	-	-	0
Tri-Fold Hide A Bed Sofa	0	-	-	29THS	-	S
Bar Stools (Suggested 243RBS)	0	-	-	-	-	S
Fireplace w/Electric Heater in the Living Room (N/A 263RLS)	0	-	-	-	-	P
Full Size Exterior Camp Kitchen (40BHTS)	-	-	-	-	-	0
Exterior Camp Kitchen (184BHS, 184DBK, 261BH & 261BHS)	-	0	0	-	-	-
Electric Tongue Jack	-	0	0	-	0	-
Roof Mounted Kayak Rack	-	-	-	-	0	-
2nd Queen Bed IPO Bunkroom & Camp Kitchen (343BHTS Only)	0	-	-	-	-	-
GE Washer/Dryer Combo Unit (Per Floorplan)	0	-	-	-	-	0
Ramp Door Patio & Railing System	-	-	-	0	-	-
Electric Awning w/Multicolor LED Strip & Remote -Carefree	P	P	P	P	P	0
Spare Tire w/ Tire Carrier & Cover	S	P	S	S	P	0
Non-Self Contained w/Porcelain Toilet	-	-	-	-	-	0
Detachable Hitch	-	-	-	-	-	0
Fuel Station w/ 30 Gallon Fuel Tank (N/A 26TH)	-	-	-	0	-	-
CSA Standards	0	0	0	0	0	0
Detachable Hitch	-	-	-	-	-	0
Fuel Station w/ 30 Gallon Fuel Tank (28THS & 30THS Only)	-	-	-	0	-	-
CSA Standards	0	0	0	0	0	0

OPTIONAL

OFF-GRID SOLAR PACKAGE

40AMP SOLAR CHARGE CONTROLLER WITH LCD SCREEN & BLUETOOTH



(1) RENOZY 100 WATT 12 VOLT MONOCRYSTALLINE SOLAR PANEL

PACKAGE INCLUDES ROOF INSTALLATION



CONNECT WITH US

GET THE MOST OUT OF YOUR
RV EXPERIENCE WITH OUR
INTERACTIVE OWNERS GUIDE
APPLICATIONS.



Coachmen

**ACCESS YOUR OWNER'S MANUAL
ON OUR WEBSITE OR MOBILE APP!**

Customer Satisfaction is our #1 Priority. With that in mind, we have created an *interactive owner's manual* to enhance your ownership experience.

YOUR INTERACTIVE OWNER'S MANUAL FEATURES INCLUDE:

- A Convenient Means to Get Information About Your Product... Immediately
- Access the Entire Owner's Manual & Much More... Anywhere, Anytime
- How-to Videos & Comprehensive Individual Component Manuals
- Live Search Box & Favorites Settings for Quick Reference
- View it Off-line After the Initial Download
- Product Warranty Information

MOBILE Take your manual with you wherever you go.

DYNAMIC Access your manual anytime, anywhere.

LIVE SEARCH The app allows you to search for right in your language.

ACCESS YOUR OWNER'S MANUAL TWO WAYS:
Online at www.coachmen.com/owners or by downloading the **Coachmen RV Owner's Guide App** from Google Play or App Store on your mobile device.

Owner's Manuals & Product Warranty also available via:
Forest River Owner's Relations
433 N. Main St., Middlebury, IN 46540
www.coachmen.com/owners
(574) 825-7000



CATALINA



**24/7 EMERGENCY
ROADSIDE ASSISTANCE
WITH VEHICLE PURCHASE***

TOWING	WINCH-OUT
JUMP-STARTS	MOBILE MECHANIC
TIRE CHANGES	TECHNICAL
FLUID DELIVERY	SUPPORT
LOCKOUT	DEALER LOCATOR
SERVICE	SERVICES

SAFERIDER^{RV}
MOTOR CLUB

*VALID FOR 1 YEAR FROM DATE OF PURCHASE

WWW.KOACARECAMPS.ORG

Fighting Cancer Making Memories

When a Forest River product is purchased a donation is made to KoA Care Camps. Care Camps supports more than 100 specialized summer camps throughout North America that provide a true camping experience to children with cancer and their siblings. These camps are provided at no charge to the affected families. Thank you for considering Forest River.

For more information about Care Camps visit www.koacarecamps.org

CUSTOMER SATISFACTION

FOREST RIVER
encourages you to

BUY LOCAL

PREFERENTIAL SERVICE

PRODUCT INFORMATION

www.ForestRiverBuyLocal.com

GVWR (Gross Vehicle Weight Rating) - is the maximum permissible weight of the unit when fully loaded. It includes all weights, inclusive of all fluids, cargo, optional equipment and accessories. For safety and product performance do NOT exceed the GVWR. // **GAWR (Gross Axle Weight Rating)** - is the maximum permissible weight, including cargo, fluids, optional equipment and accessories that can be safely supported by a combination of all axles. // **UVW (Unloaded Vehicle Weight)*** - is the typical weight of the unit as manufactured at the factory. It includes all weight at the unit's axle(s) and tongue or pin and LP Gas. The UVW does not include cargo, fresh potable water, additional optional equipment or dealer installed accessories. *Estimated Average based on standard build optional equipment. **CCC (Cargo Carrying Capacity)**** - is the amount of weight available for fresh potable water, cargo, additional optional equipment and accessories. CCC is equal to GVWR minus UVW. Available CCC should accommodate fresh potable water (8.3 lbs per gallon). Before filling the fresh water tank, empty the black and gray tanks to provide for more cargo capacity. ** Estimated average based on standard build optional equipment. Each Forest River RV is weighed at the manufacturing facility prior to shipping. A label identifying the unloaded vehicle weight of the actual unit and the cargo carrying capacity is applied to every Forest River RV prior to leaving our facilities. The load capacity of your unit is designated by weight, not by volume, so you cannot necessarily use all available space when loading your unit.

All information contained in this brochure is believed to be accurate at the time of publication. However, during the model year, it may be necessary to make revisions and Forest River, Inc., reserves the right to make all such changes without notice, including prices, colors, materials, equipment and specifications as well as the addition of new models and the discontinuance of models shown in this brochure. Therefore, please consult with your Forest River, Inc., dealer and confirm the existence of any materials, design or specifications that are material to your purchase decision.

To learn more about Coachmen RV and our products and see how Coachmen is leading the great outdoors, visit www.coachmenrv.com

Coachmen Industries
423 N. Main St., Middlebury, IN 46540
Phone: 574-825-5821

**WE ARE PROUD OF OUR COACHMEN
FAMILIES. SHARE YOUR MEMORIES AT:**



#coachmencatalina
#coachmenRV



Coachmen
Recreational Vehicles



COACHMEN OWNERS ASSOCIATION

FREE MEMBERSHIP
www.coachmenowners.com



Learn More
Scan this barcode using a QR Reader on your smart phone to learn more about Forest River.



A Berkshire Hathaway company.

YOUR CATALINA DEALER