

2006 ASTORIA



A powerful diesel pusher at a gas price.


DAMON
MOTOR COACH
Value by Design

The image shows the interior of a motorhome. On the left is a kitchen area with a sink and a counter. In the center is a living area with a table and patterned chairs. On the right is a bedroom with a bed. The interior is finished with light wood cabinetry and a carpeted floor. A large window on the right side of the living area provides a view of the outdoors.

Astoria. Where diesel power and

If you're a long-time motorhome enthusiast you're probably aching to move up to a diesel and its many advantages. But you may be hesitant because of the high prices commonly associated with diesels. Damon's Astoria Motorhome and Astoria Pacific Edition provide the benefits of a diesel pusher — like excellent performance, exceptional mileage, power and lots of luxury — all for a fraction of the price of competitive brands. In fact, Astoria is priced right in line with many

of the popular luxury gas models. And the good news gets even better. Damon has implemented over 30 exciting new product improvements for 2006. All told, if you're looking to go diesel, you just can't do any better than Astoria or find a better price.

Fresh for '06

New, larger windows in the living room slideout bring in more of the great outdoors.

performance meet value pricing.



The cockpit boasts a newly designed front overhead with a convenient electronic control panel above the entry door; larger electric-powered sun visors; and a big 24-inch flat screen television.

There's a brand new choice in décor with Astoria's Honey Maple solid-wood cabinets.

We also introduced one beautiful new décor fabric, Crystal Ice.



An electronic control panel is conveniently located above the entry door.



Astoria offers Carrier® air conditioning at the touch of a remote button.



24-inch flat screen TV in the front overhead will give you years of quality entertainment.



*Automatic hydraulic leveling jacks **(both extend and retract)** are new for 2006 and very easy to operate.*

More style, more spaciousness, mo

Fresh for '06

The interior has many impressive new design features including toe kicks on the kitchen cabinets, decorative feet below the cabinets, fluted glass inserts in the front overhead and attractive slideout fascia trim.

The quality is in the details — like Astoria's large double door Norcold® refrigerator, new fully automatic hydraulic leveling jacks and inventive gooseneck map lights.

The entire entryway is new for 2006 — new radius entry door, new electric double entry step and two step entry with tan step tread.

Damon is the only manufacturer to utilize a high-quality, easy-care Carrier® roof-mounted air conditioner with programmable remote-controlled thermostat.



Pass-through storage

The raised rail chassis provides tons of extra basement storage space.

An extra-rugged 7.5 kW Generac® Quietpact™ diesel generator is standard.

Supremely comfortable ultra-leather captain's chairs have cloth inserts.

Roller-bearing drawer glides make opening and closing drawers a smooth operation.

Astoria's raised hardwood refrigerator insert makes your beautiful appliance even more so.



Comfortable bathroom



Astoria 3679 (Pacific Edition) Butternut Sand décor

More storage — for a lot less money.



Astoria 3679 (Pacific Edition) Butternut Sand décor

Pacific Edition Upgrade Package

When you pull into camp, a standard 10-gallon Motoraid® gas/electric water heater will provide hot water immediately.

Stunningly beautiful Sherwin Williams® full-body exterior paint is standard with a choice of Ruby Pearl, Black Opal and Blue Diamond color packages.

Patio awnings are color-coordinated to match the full-body paint. Plus, the main awning is electric powered for ease of operation.

A Surroundsound® home theater system lets you enjoy all of your favorite movies — no matter where you are. The system features 5-channel Dolby® Pro-Logic receiver amplifier, DVD player and satellite speakers.

Other luxury attributes include solid surface counter tops; ceramic tile in the entryway, kitchen and bath, ultraleather captain chairs and electric sun visors to quickly shield you from the glare of the sun.



Ultraleather captain's chair



Electric Sun visor




Astoria 3679 (Pacific Edition)

More choices, more floor plans ...

Now comes the fun part — choosing your favorite fabrics, paint colors, wood styles, floor plans and other options. So design away! And enjoy!

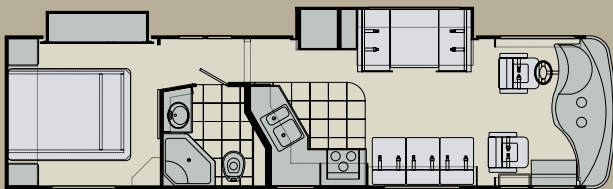
Décor

Choose from a selection of beautiful décor packages. All of which will make you feel right at home.

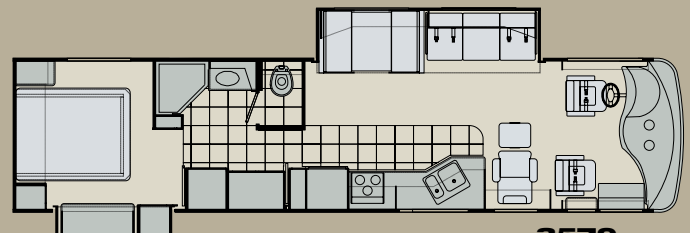


Floor Plans

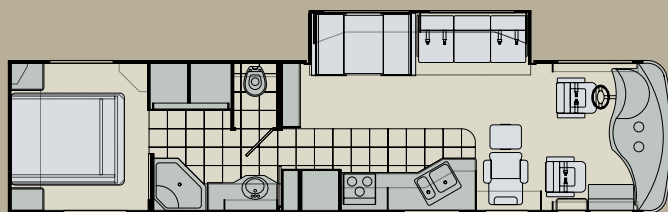
Whichever Astoria floor plan you choose, you can be sure it's thoughtfully laid out to provide a roomy, comfortable, convenient living experience.



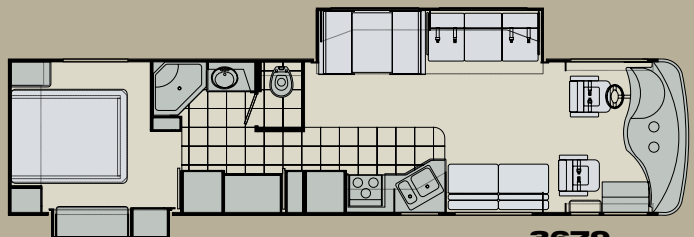
3465
Living area slide out. L-shaped kitchen counter. Wardrobe slide.



3579
Living area slide out. Large kitchen counter. Wardrobe slide.



3595
Living area slide out. Large kitchen counter. Large wardrobe.



3679
Living area slide out. Wardrobe slide out. Lots of closet space.

Paint

Astoria's deluxe exterior paint packages feature bold and contemporary designs with clean graphics and new optional paint styles for 2006.



Black Opal (Pacific Edition)

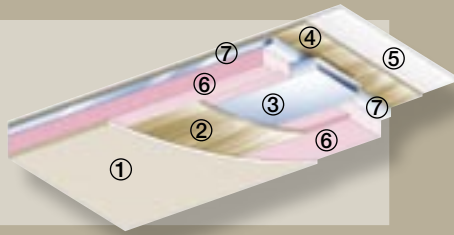


Blue Diamond

... and more rugged construction, too.

ROOF

- ① Padded ceiling
- ② Luan (wood)
- ③ Air conditioning duct
- ④ Luan (wood)
- ⑤ TPO roofing
- ⑥ Insulation
- ⑦ Aluminum frame (tubing)



Value by Design. It's our driving force.

If it seems like most of our motorhomes are loaded with features, you're right. It's part of our "Value by Design" way of doing business. You see, we become more efficient when we offer more of your favorite amenities standard. Construction is more streamlined. And you get more motorhome. For less. This is just one of the ways we design more value into every motorhome we manufacture.

In addition, unlike many of our competitors who produce motorhomes, towables and other products, the sole focus of our business is Class A motorhomes. We believe this simplifies our manufacturing process and helps us focus on doing a single job exceptionally well. Doing that job well also means using only high-quality materials, components and state-of-the-art construction techniques. All told, it's what we call, "Value by Design."

Value by Design. It's more than a slogan; it's our way of delivering more motorhome for your money.

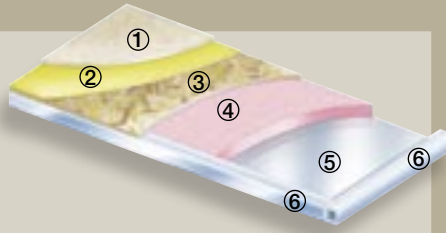
SIDEWALLS

- ① Interior panel
- ② Insulation
- ③ Sidewall Mende board (inside)
- ④ Sidewall Mende board (outside)
- ⑤ Aluminum frame (tubing)



FLOOR

- ① Carpet
- ② Padding
- ③ Structurwood® floor
- ④ Insulation
- ⑤ Galvanized metal
- ⑥ Steel frame (tubing)



CHASSIS

Quality construction starts with the chassis. And Astoria uses only the finest: a powerful, 300-hp Cummins® engine and a rugged, raised-rail Freightliner® chassis with push button Allison transmission with air ride and air brakes.

Steel Firewall

Aluminum Framing
All wall openings for doors, windows and other components are framed in aluminum tubing with welded joints. This strengthens the coach body. The 5 1/2 in. welded aluminum header provides additional strength in slide room openings.

Utilities

Astoria's heated holding tanks and fully contained plumbing systems let you travel in almost any season. Tanks are mounted horizontally for easier servicing and maintenance.

Angled Supports

The angled supports in our sidewalls provide additional stability and strength.

Steel Truss Supports

Basement and Storage
Astoria basement construction incorporates a strong, welded-steel truss system. It provides you with a full basement and massive pass-through storage compartments.

Above is an actual chassis with sidewall framing. Structure may vary by floor plan.



Diamond (Pacific Edition)



Ruby Pearl (Pacific Edition)



Beige Metallic

Astoria standard specifications and features

Bathroom

Full-height fiberglass shower with door
 Skylight in shower
 Power vent
 Foot-flush porcelain toilet with sprayer
 Wallpaper border
 Vinyl tile flooring

Bedroom

Innerspring mattress
 Bedspread with throw pillows
 Wood-framed designer headboard
 Lambrequin window treatments
 Night shades
 Pin-up lights

Chassis

Raised-rail chassis
 300-hp Cummins® ISB
 In-block engine heater
 Leece Neville® 160-amp, 12-volt alternator
 Allison® MH-2000 automatic transmission
 – 5-speed
 Exhaust brake
 Full air brakes with automatic slack adjusters
 (front and rear)
 Anti-lock brakes
 Midland® Pure-Air Plus™ heated air dryer
 Air-ride suspension
 Sachs® shock absorbers (front and rear)
 22.5-inch radial tires
 Fully automatic leveling jacks
 Stainless-steel wheel liners
 Trailer hitch (5,000 lbs.)
 Emergency start circuit
 Under-hood light
 Layer of neoprene vibration dampener
 Dual locking fuel fills

Cockpit

Electronically controlled dash air conditioning
 AM/FM/CD player (single disc, in-dash)
 4-speaker sound
 Electronic cruise control
 Padded steering wheel
 Douglas® tilt/telescoping steering column
 Map lights
 Dash fans
 Tinted wraparound windshield
 Windshield privacy shade
 Front-mounted power mirrors with heat
 Ultra-leather reclining driver/passenger seats
 with décor fabric inserts
 3-point, wall-mounted seat belts
 Side storage cabinets
 Sun visors
 Backup monitor system with audio

Exterior

Graphics and paint package
 Fog and driving lights
 Wide-body design
 Radius-cornered domed TPO roof
 Rear ladder
 Aerodynamic front and rear fiberglass caps
 Side-mounted manual patio awning
 Upgraded gelcoated sidewall
 Locking exterior storage doors
 Custom-designed front entry door with screen
 Black-framed radius-cornered windows
 Two patio lights (one on each side)
 Lighted storage compartments
 Full basement pass-through storage
 Gas pistons on exterior storage doors

Kitchen

Refrigerator: large flush-mounted, double-door
 Refrigerator: raised-panel hardwood front
 (maple or cherry)
 3-burner range and oven
 Sink covers and folding range cover
 Mirrored backsplash behind stove
 1.4 cubic-foot space saver microwave oven
 Single-lever faucet with sprayer
 Kitchen faucet water filter
 Pantry
 HP laminate countertop with wood edge
 Solid-wood, raised-panel cabinet doors
 throughout (maple or cherry)
 Vinyl tile flooring
 Booth dinette with wood-edged table
 Mini blinds

Living Area

Euro recliner with leather seating surface and
 ottoman (N/A: 3465)
 Sofa bed (décor fabric) (3465 only)
 Hide-a-bed (décor fabric) (N/A: 3465)
 Night shades
 100% nylon carpeting with stain treatment
 and padding
 24-inch flat screen color TV in cockpit
 overhead with full-function remote, antenna
 booster and jack
 Soft touch padded vinyl ceiling
 Fluorescent lighting
 Living room pin-up lights
 Aisle lights

Utilities

Air conditioner: 13,500-BTU ducted central
 (front)
 Furnace: 35,000-BTU electronic ignition,
 floor-ducted
 Water heater: 10-gallon gas/electric with
 electronic ignition
 Water heater bypass kit
 Generator: 7.5 kW Generac® Quietpac™ diesel
 Converter: 80-amp
 Battery disconnect
 50-amp, 120-volt service with marine-type
 detachable power cord
 Exterior GFCI receptacle
 Enclosed heated potable and holding tanks
 Black-water tank flush
 Three-way valve for tank/city water fill
 Telephone hookup
 Cable TV/satellite hookup
 Pre-wired for roof-mounted satellite dish
 Exterior shower
 Carbon monoxide, LP gas and smoke
 detectors
 Monitor panel with LPG readout

Popular Options

19-inch color TV in bedroom
 (3579 & 3679 only)
 13-inch color TV in bedroom
 (3465 & 3595 only)
 AM/FM/CD player in bedroom
 Full-width stainless-steel stone guard with
 Damon stencil
 Air horns
 Driver's seat with 6-way power
 Side-mounted manual front door awning
 Side-mounted awning over slideout
 Dual-pane windows
 Refrigerator: four-door (3465 only)
 Refrigerator: four-door with icemaker
 (N/A: 3465)
 Cooktop IPO range and oven
 (convection microwave required)
 1.1 cubic-foot space saver microwave/
 convection oven
 Buffet with additional storage and four chairs
 (two fixed and two folding) (N/A: 3465)
 Fantastic® power vent
 Air conditioner: 13,500-BTU ducted central
 (rear)

Astoria (Pacific Edition) Upgrade Package

Full-body paint package
 Color-coordinated patio and entry door awning
 package
 Side-mounted awning over slideout
 Air horns
 Full-width stainless-steel stone guard with
 Damon stencil
 Ultra-leather reclining captain's chairs with
 6-way power (driver & passenger)
 Electric sunvisors
 Day/night shades
 Home theater package (VCR, DVD/CD player
 and 5-channel Dolby® Pro-Logic receiver
 amplifier)
 Windows in slideout end walls (N/A on 3465)
 1.1 cubic-foot microwave/convection oven
 Solid-surface countertops in bathroom and
 kitchen
 Ceramic tile in bath entry and kitchen
 Fantastic® power vent
 3-burner range and oven
 Inverter: 600-watt
 Water heater: Motoraid® 10-gallon gas/electric
 with electronic ignition
 Air conditioner: 13,500-BTU ducted central
 (rear)

Weights and Measures

Model	3465	3579	3595	3679
Chassis	Freightliner	Freightliner	Freightliner	Freightliner
Wheelbase	200	228	228	228
Overall length	34'9"	37'9"	37'9"	37'9"
Overall width	101"	101"	101"	101"
Overall height with AC	12'7"	12'7"	12'7"	12'7"
Std. weight (approx. lbs.)	20,793	22,078	21,388	22,100
GVWR	26,850	26,850	26,850	26,850
GCWR	31,850	31,850	31,850	31,850
Freshwater (approx. gal.)	99	99	99	99
Grey/black water (approx. gal.)	50	50	50	50
LP (lbs.)	126	126	126	126
Sleeping capacity	4	4	4	4
Exterior storage capacity (cu. ft.)	120	150	150	150
Interior drawers	21	28	21	28
Interior drawer capacity (cu. ft.)	8	18	14	17
Fuel capacity (approx. gal.)	100	100	100	100

All Astorias are built exclusively on heavy duty Freightliner Chassis (see inside back cover for description.)



DAMON
 MOTOR COACH

P.O. Box 2888 • Elkhart, IN 46515

Customer Service: 800-860-3812

Sales Department: 800-860-5658

www.DamonRV.com



DC 8/05 © 2005 Damon Motor Coach Printed in U.S.A.

Due to constant product improvements, the specifications, component parts and standard/optional. Damon Motor Coach reserves the right to make changes in prices and models and to model year indicated. All capacities are approximate and may differ to conform to local codes. Due to EPA environmental restrictions, engine power and torque ratings may change mid-year.

arious RV components and features