

WESTERN  
**BULLET**

CROSSFIRE, BULLET & PREMIER TRAVEL TRAILERS



**KEYSTONE**  
RV COMPANY

**CAMP BETTER**

WESTERN  
**BULLET**

CROSSFIRE, BULLET & PREMIER TRAVEL TRAILERS



**KEYSTONE**  
RV COMPANY

**CAMP BETTER**

# ULTRA-LIGHTWEIGHT CAMPING IN STYLE

Bullet ups the ante when it comes to interior design and functionality. Stunning Midnight Monterey cabinetry, Dream dinettes™, vaulted ceilings, and built-in laundry chutes make Bullet models the coziest to camp in. Ultra-towable lengths and weights make the brand a go-to for those who enjoy an elegant and easy-going lifestyle on the road.

## Décor Options



ASHLAND

STEEL



### HyperDeck™ RV Flooring

Stronger, lighter, and more resilient than traditional wood laminated flooring, HyperDeck™ challenges industry norms to build better RVs.



### Power Stabilizer Jacks

Eliminate the hassle of manual crank jacks, simply stabilize the RV with the push of a button.



### Full Fiberglass Front Cap

Equipped with Line-X® rock guard to help Premier endure the rigors of the road (Premier only).



### Porcelain Toilet (now on all segments)

Won't get brittle over time, easier to clean, always fresh.



### 51 cu. ft. Pass-through Storage

25% more storage space and a 40% wider door mean easier access and more room for supplies (Bullet/Premier Only).



### Docking Station

Easily accessible convenience center with water connections, water heater bypass, KeyTV™ hookups, stabilizer jack switches, and winterization access (Bullet/ Premier Only).

SCAN HERE TO  
LEARN MORE



VISIT [KEYSTONERV.COM/BULLET](http://KEYSTONERV.COM/BULLET) FOR IN-DEPTH PRODUCT INFORMATION, VIDEOS, MODEL 360'S AND MORE.

# ULTRA-LIGHTWEIGHT CAMPING IN STYLE

Bullet ups the ante when it comes to interior design and functionality. Stunning Midnight Monterey cabinetry, Dream dinettes™, vaulted ceilings, and built-in laundry chutes make Bullet models the coziest to camp in. Ultra-towable lengths and weights make the brand a go-to for those who enjoy an elegant and easy-going lifestyle on the road.

## Décor Options



ASHLAND

STEEL



### HyperDeck™ RV Flooring

Stronger, lighter, and more resilient than traditional wood laminated flooring, HyperDeck™ challenges industry norms to build better RVs.




### Power Stabilizer Jacks

Eliminate the hassle of manual crank jacks, simply stabilize the RV with the push of a button.



### Full Fiberglass Front Cap

Equipped with Line-X® rock guard to help Premier endure the rigors of the road (Premier only).



### Porcelain Toilet (now on all segments)

Won't get brittle over time, easier to clean, always fresh.



### 51 cu. ft. Pass-through Storage

25% more storage space and a 40% wider door mean easier access and more room for supplies (Bullet/ Premier Only).



### Docking Station

Easily accessible convenience center with water connections, water heater bypass, KeyTV™ hookups, stabilizer jack switches, and winterization access (Bullet/ Premier Only).

VISIT [KEYSTONERV.COM/BULLET](http://KEYSTONERV.COM/BULLET) FOR IN-DEPTH PRODUCT INFORMATION, VIDEOS, MODEL 360'S AND MORE.

SCAN HERE TO  
LEARN MORE





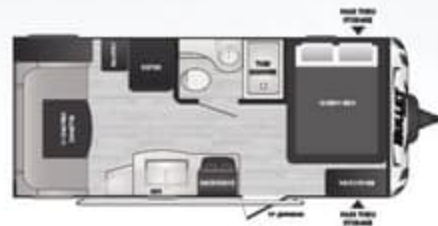
**1700BH** | Bunks, single axle  
WEIGHT 3597 LENGTH 21' 4"



**1800RB** | Rear bath, Murphy bed, single axle  
WEIGHT 3542 LENGTH 21' 4"



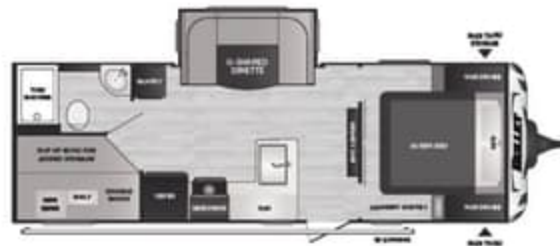
**1850RB** | Rear bath, sofa slide, single axle  
WEIGHT 4024 LENGTH 22' 4"



**1900RD** | Rear dinette, single axle  
WEIGHT 3639 LENGTH 21' 11"



**2200BH** | Double bunks, Murphy bed, outside kitchen  
WEIGHT 4328 LENGTH 25' 4"



**2430BH** | Double bunks, dinette slide, outside kitchen  
WEIGHT 5036 LENGTH 28' 3"



**2500RK** | Rear kitchen, sofa slide  
WEIGHT 5505 LENGTH 29' 11"



**2730BH** | Double bunks, super slide  
WEIGHT 5431 LENGTH 31' 2"

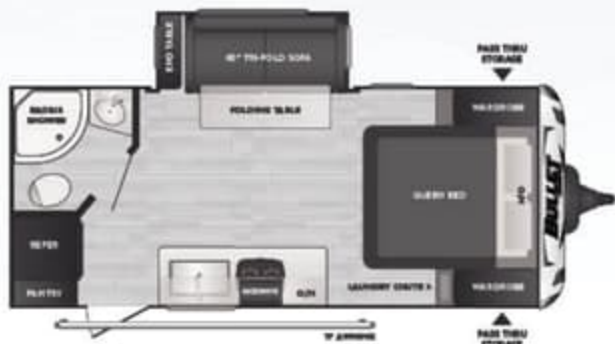
# CROSSFIRE | TRAVEL TRAILER FLOORPLANS



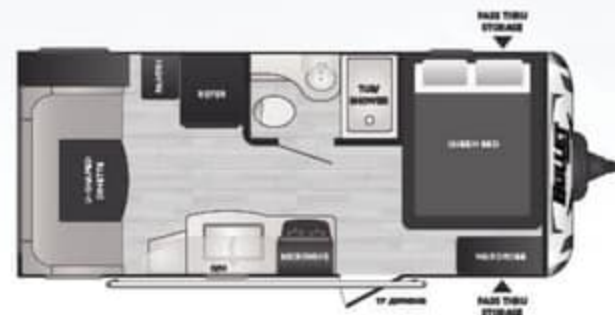
**1700BH** | Bunks, single axle  
WEIGHT 3597 LENGTH 21' 4"



**1800RB** | Rear bath, Murphy bed, single axle  
WEIGHT 3542 LENGTH 21' 4"



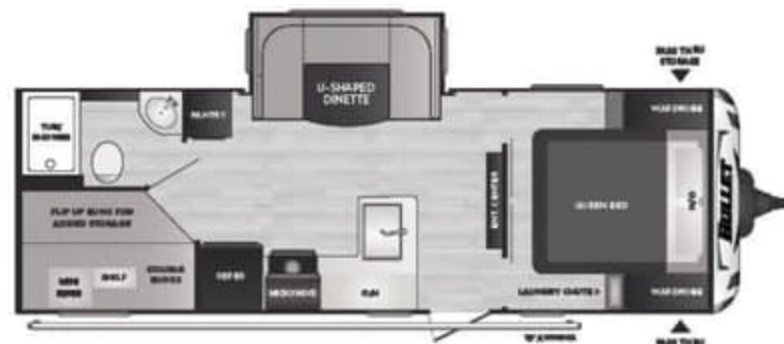
**1850RB** | Rear bath, sofa slide, single axle  
WEIGHT 4024 LENGTH 22' 4"



**1900RD** | Rear dinette, single axle  
WEIGHT 3639 LENGTH 21' 11"



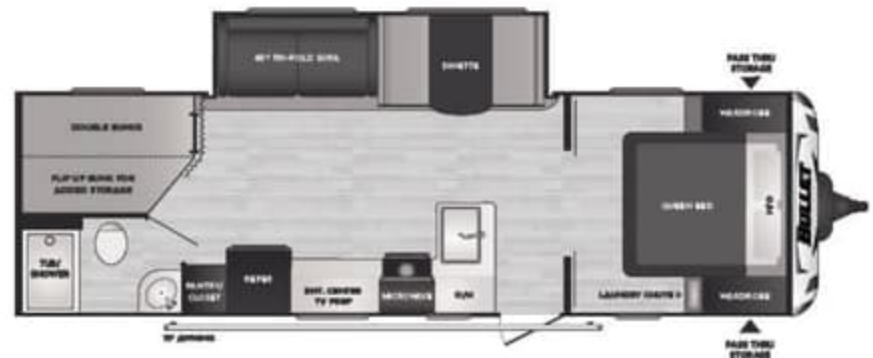
**2200BH** | Double bunks, Murphy bed, outside kitchen  
WEIGHT 4328 LENGTH 25' 4"



**2430BH** | Double bunks, dinette slide, outside kitchen  
WEIGHT 5036 LENGTH 28' 3"



**2500RK** | Rear kitchen, sofa slide  
WEIGHT 5505 LENGTH 29' 11"



**2730BH** | Double bunks, super slide  
WEIGHT 5431 LENGTH 31' 2"



**211BHSWE** | Double bunks, walkaround queen, outside kitchen  
WEIGHT 4514 LENGTH 26' 5"



**243BHSWE** | Double bunks, dinette slide, outside kitchen  
WEIGHT 5192 LENGTH 28' 10"



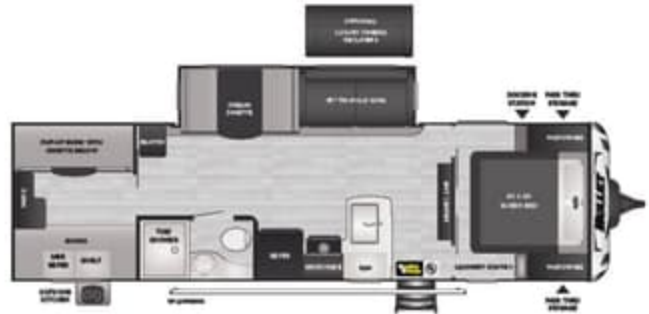
**250BHSWE** | Double bunks, dinette slide, outside kitchen  
WEIGHT 5430 LENGTH 29' 8"



**258RKSWE** | Rear kitchen, super slide, hidden pantry  
WEIGHT 5422 LENGTH 29' 11"



**273BHSWE** | Double bunks, super slide  
WEIGHT 5529 LENGTH 31' 9"



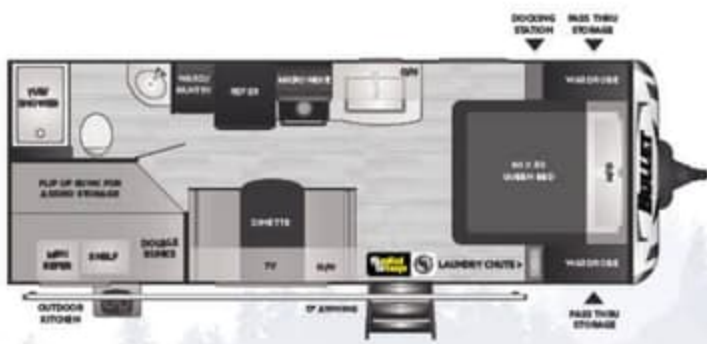
**287QBSWE** | Quad bunkroom, super slide, outside kitchen  
WEIGHT 5986 LENGTH 33' 10"



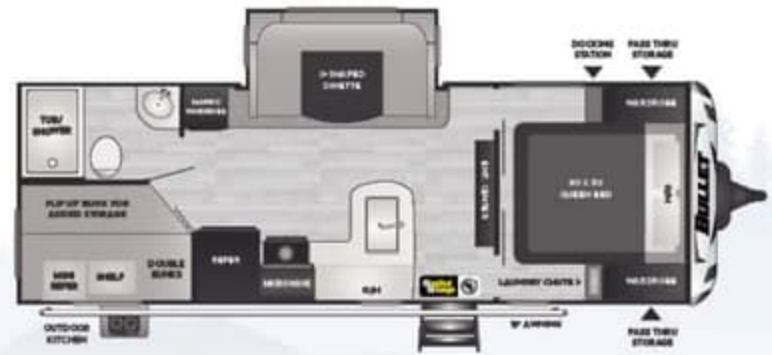
**290BHSWE** | Double bunks, super slide, outside kitchen  
WEIGHT 6013 LENGTH 33' 9"



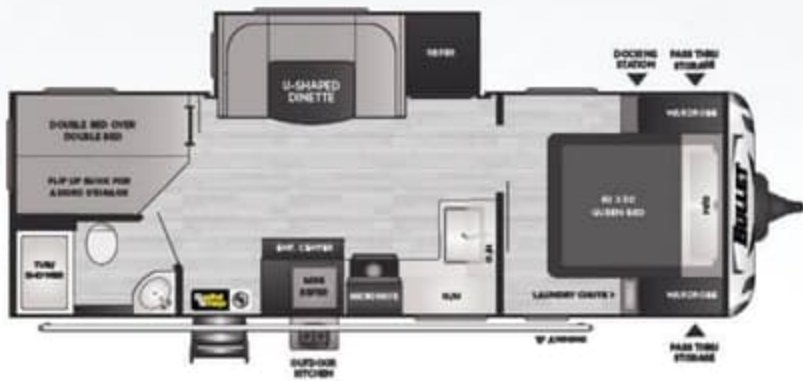
**291RLSWE** | Rear living, super slide  
WEIGHT 5988 LENGTH 33' 11"



**211BHSWE** | Double bunks, walkaround queen, outside kitchen  
WEIGHT 4514 LENGTH 26' 5"



**243BHSWE** | Double bunks, dinette slide, outside kitchen  
WEIGHT 5192 LENGTH 28' 10"



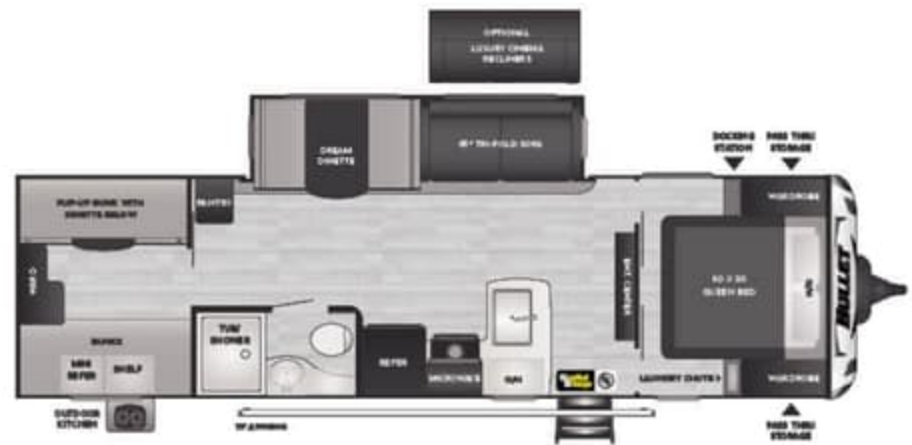
**250BHSWE** | Double bunks, dinette slide, outside kitchen  
WEIGHT 5430 LENGTH 29' 8"



**258RKSWE** | Rear kitchen, super slide, hidden pantry  
WEIGHT 5422 LENGTH 29' 11"



**273BHSWE** | Double bunks, super slide  
WEIGHT 5529 LENGTH 31' 9"



**287QBSWE** | Quad bunkroom, super slide, outside kitchen  
WEIGHT 5986 LENGTH 33' 10"



**290BHSWE** | Double bunks, super slide, outside kitchen  
WEIGHT 6013 LENGTH 33' 9"



**291RLSWE** | Rear living, super slide  
WEIGHT 5988 LENGTH 33' 11"





**19FBPR** Rear bath, dinette slide  
WEIGHT 4585 LENGTH 24' 3"



**23RBPR** Rear bath, dinette slide, outside kitchen  
WEIGHT 5440 LENGTH 27' 6"



**NEW!**  
**25FKPR** Rear king bed slide, front kitchen  
WEIGHT TBD LENGTH 30' 10"



**NEW!**  
**25RKPR** Rear kitchen, outside kitchen  
WEIGHT TBD LENGTH 29' 11"



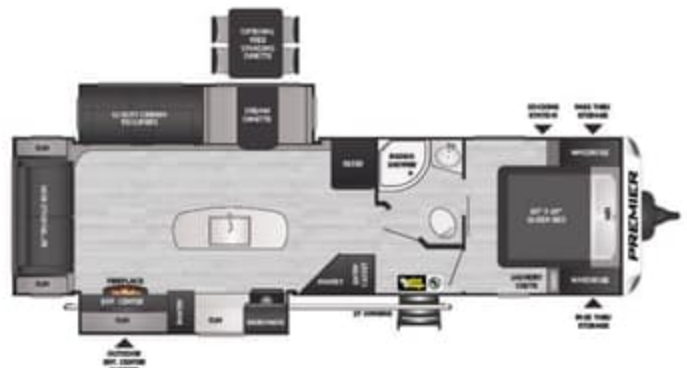
**26RBPR** Rear bath, island kitchen, outside kitchen  
WEIGHT 6438 LENGTH 32' 0"



**29BHPR** Double bunks, super slide, outside kitchen  
WEIGHT 6244 LENGTH 33' 4"



**29RKPR** Rear kitchen, super slide, outside kitchen  
WEIGHT 6412 LENGTH 35' 11"



**30RIPR** Rear living, island kitchen, outside entertainment  
WEIGHT 7140 LENGTH 35' 11"



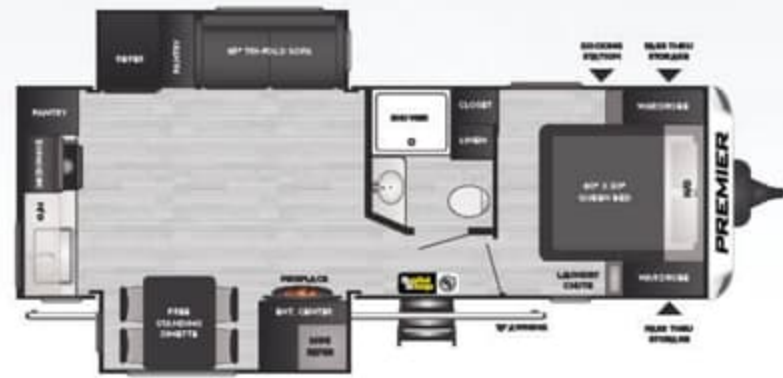
**19FBPR** | Rear bath, dinette slide  
WEIGHT 4585 LENGTH 24' 3"



**23RBPR** | Rear bath, dinette slide, outside kitchen  
WEIGHT 5440 LENGTH 27' 6"



**NEW!**  
**25FKPR** | Rear king bed slide, front kitchen  
WEIGHT TBD LENGTH 30' 10"



**NEW!**  
**25RKPR** | Rear kitchen, outside kitchen  
WEIGHT TBD LENGTH 29' 11"



**26RBPR** | Rear bath, island kitchen, outside kitchen  
WEIGHT 6438 LENGTH 32' 0"



**29BHPR** | Double bunks, super slide, outside kitchen  
WEIGHT 6244 LENGTH 33' 4"



**29RKPR** | Rear kitchen, super slide, outside kitchen  
WEIGHT 6412 LENGTH 35' 11"



**30RIPR** | Rear living, island kitchen, outside entertainment  
WEIGHT 7140 LENGTH 35' 11"



**34BIPR**

Bunkroom w/slide, island kitchen  
WEIGHT 7587 LENGTH 38' 1"



**34RIPR**

Rear living, island kitchen, bed slide  
WEIGHT 7741 LENGTH 38' 3"

VISIT [KEYSTONERV.COM/BULLET](http://KEYSTONERV.COM/BULLET) FOR  
IN-DEPTH PRODUCT INFORMATION,  
VIDEOS, MODEL 360'S AND MORE.

SCAN HERE TO  
LEARN MORE



PREMIER 25RKPR SHOWN IN ASHLAND DECOR



**34BIPR**

Bunkroom w/slide, island kitchen  
WEIGHT 7587 LENGTH 38' 1"

**34RIPR**

Rear living, island kitchen, bed slide  
WEIGHT 7741 LENGTH 38' 3"

VISIT [KEYSTONERV.COM/BULLET](http://KEYSTONERV.COM/BULLET) FOR  
IN-DEPTH PRODUCT INFORMATION,  
VIDEOS, MODEL 360'S AND MORE.

SCAN HERE TO  
LEARN MORE



PREMIER 25RKPR SHOWN IN ASHLAND DECOR

**CROSSFIRE TRAVEL TRAILERS**

MODEL	WEIGHT	CARRYING CAPACITY	HITCH WEIGHT	FRESH WATER	WASTE WATER	GRAY WATER	LPG	LENGTH*	WIDTH	HEIGHT	AWNING
1700BH	3597	1103	375	43	30	30	40	21' 4"	8'	10' 4"	11'
1800RB	3542	858	480	43	30	30	40	21' 4"	8'	10' 5"	11'
1850RB	4024	676	430	43	30	30	40	22' 4"	8'	10' 10"	11'
1900RD	3639	1061	490	43	30	30	40	21' 11"	8'	10' 5"	11'
2200BH	4328	1972	425	43	30	30	40	25' 4"	8'	10' 4"	15'
2430BH	5036	1464	615	43	30	30	40	28' 3"	8'	10' 8"	19'
2500RK	5505	1995	660	43	30	60	40	29' 11"	8'	10' 8"	19'
2730BH	5431	2169	630	43	30	30	40	31' 2"	8'	10' 8"	15'

**BULLET WESTERN TRAVEL TRAILERS**

MODEL	WEIGHT	CARRYING CAPACITY	HITCH WEIGHT	FRESH WATER	WASTE WATER	GRAY WATER	LPG	LENGTH*	WIDTH	HEIGHT	AWNING
211BHSWE	4514	1886	470	43	30	30	40	26' 5"	8'	10' 9"	17'
243BHSWE	5192	1308	630	43	30	30	40	28 ft' 10"	8'	10' 9"	19'
250BHSWE	5430	1970	700	43	30	60	40	28' 8"	8'	10' 8"	19'
258RKSWE	5422	2178	670	43	30	60	40	29' 11"	8'	10' 10"	19'
273BHSWE	5529	2071	675	43	30	30	40	31' 9"	8'	10' 9"	15'
287QBSWE	5986	1614	746	43	30	30	40	33' 10"	8'	10' 8"	15'
290BHSWE	6013	1587	690	43	30	60	40	33' 9"	8'	10' 8"	21'
291RLSWE	5988	1612	690	43	30	30	40	33' 11"	8'	10' 8"	19'

**PREMIER TRAVEL TRAILERS**

MODEL	WEIGHT	CARRYING CAPACITY	HITCH WEIGHT	FRESH WATER	WASTE WATER	GRAY WATER	LPG	LENGTH*	WIDTH	HEIGHT	AWNING
19FBPR	4585	1915	480	43	30	30	40	24' 3"	8'	11' 0"	12'
23RBPR	5440	1560	655	43	30	60	40	27' 6"	8'	11' 0"	15'
25FKPR	TBD	TBD	TBD	43	30	60	40	30' 10"	8'	11' 0"	15'
25RKPR	TBD	TBD	TBD	43	30	60	40	29' 11"	8'	11' 0"	15'
26RBPR	6438	1062	755	43	30	60	40	32' 0"	8'	11' 0"	21'
29BHPR	6244	1356	745	43	30	60	40	33' 4"	8'	11' 1"	21'
29RKPR	6412	1188	685	43	30	60	40	34' 5"	8'	11' 1"	21'
30RIPR	7140	1060	865	43	30	60	40	35' 11"	8'	11' 2"	21'
34BIPR	7587	1813	975	43	30	30	40	38' 1"	8'	11' 4"	19'
34RIPR	7741	1659	980	43	30	60	40	38' 3"	8'	11' 4"	12'

DISCLAIMER: Product information is as accurate as possible as of the date of publication of this brochure. All features, floor plans, and specifications in this brochure are subject to change without notice. Please also consult Keystone's web site at [www.keystonerv.com](http://www.keystonerv.com) for more current product information and specifications. **Tow Vehicle Disclaimer:** CAUTION: Owners of Keystone recreational vehicles are solely responsible for the selection and proper use of tow vehicles. All customers should consult with a motor vehicle manufacturer or their dealer concerning the purchase and use of suitable tow vehicles for Keystone products. Keystone disclaims any liability or damages suffered as a result of the selection, operation, use or misuse of a tow vehicle. **KEYSTONE'S LIMITED WARRANTY DOES NOT COVER DAMAGE TO THE RECREATIONAL VEHICLE OR THE TOW VEHICLE AS A RESULT OF THE SELECTION, OPERATION, USE OR MISUSE OF THE TOW VEHICLE.** \*Length is defined as the distance from the centerline of hitch pin/cooler to rear bumper of trailer. Please review owner's manual prior to purchase for more information on service warranties, extended use, towing and maintenance. Owner's manuals can be found at [keystonerv.com](http://keystonerv.com).

SCAN HERE TO LEARN MORE



**CROSSFIRE TRAVEL TRAILERS**

MODEL	WEIGHT	CARRYING CAPACITY	HITCH WEIGHT	FRESH WATER	WASTE WATER	GRAY WATER	LPG	LENGTH*	WIDTH	HEIGHT	AWNING
1700BH	3597	1103	375	43	30	30	40	21' 4"	8'	10' 4"	11'
1800RB	3542	858	480	43	30	30	40	21' 4"	8'	10' 5"	11'
1850RB	4024	676	430	43	30	30	40	22' 4"	8'	10' 10"	11'
1900RD	3639	1061	490	43	30	30	40	21' 11"	8'	10' 5"	11'
2200BH	4328	1972	425	43	30	30	40	25' 4"	8'	10' 4"	15'
2430BH	5036	1464	615	43	30	30	40	28' 3"	8'	10' 8"	19'
2500RK	5505	1995	660	43	30	60	40	29' 11"	8'	10' 8"	19'
2730BH	5431	2169	630	43	30	30	40	31' 2"	8'	10' 8"	15'

**BULLET WESTERN TRAVEL TRAILERS**

MODEL	WEIGHT	CARRYING CAPACITY	HITCH WEIGHT	FRESH WATER	WASTE WATER	GRAY WATER	LPG	LENGTH*	WIDTH	HEIGHT	AWNING
211BHSWE	4514	1886	470	43	30	30	40	26' 5"	8'	10' 9"	17'
243BHSWE	5192	1308	630	43	30	30	40	28' 10"	8'	10' 9"	19'
250BHSWE	5430	1970	700	43	30	60	40	28' 8"	8'	10' 8"	19'
258RKSWE	5422	2178	670	43	30	60	40	29' 11"	8'	10' 10"	19'
273BHSWE	5529	2071	675	43	30	30	40	31' 9"	8'	10' 9"	15'
287QBSWE	5986	1614	746	43	30	30	40	33' 10"	8'	10' 8"	15'
290BHSWE	6013	1587	690	43	30	60	40	33' 9"	8'	10' 8"	21'
291RLSWE	5988	1612	690	43	30	30	40	33' 11"	8'	10' 8"	19'

**PREMIER TRAVEL TRAILERS**

MODEL	WEIGHT	CARRYING CAPACITY	HITCH WEIGHT	FRESH WATER	WASTE WATER	GRAY WATER	LPG	LENGTH*	WIDTH	HEIGHT	AWNING
19FBPR	4585	1915	480	43	30	30	40	24' 3"	8'	11' 0"	12'
23RBPR	5440	1560	655	43	30	60	40	27' 6"	8'	11' 0"	15'
25FKPR	TBD	TBD	TBD	43	30	60	40	30' 10"	8'	11' 0"	15'
25RKPR	TBD	TBD	TBD	43	30	60	40	29' 11"	8'	11' 0"	15'
26RBPR	6438	1062	755	43	30	60	40	32' 0"	8'	11' 0"	21'
29BHPR	6244	1356	745	43	30	60	40	33' 4"	8'	11' 1"	21'
29RKPR	6412	1188	685	43	30	60	40	34' 5"	8'	11' 1"	21'
30RIPR	7140	1060	865	43	30	60	40	35' 11"	8'	11' 2"	21'
34BIPR	7587	1813	975	43	30	30	40	38' 1"	8'	11' 4"	19'
34RIPR	7741	1659	980	43	30	60	40	38' 3"	8'	11' 4"	12'

DISCLAIMER: Product information is as accurate as possible as of the date of publication of this brochure. All features, floor plans, and specifications in this brochure are subject to change without notice. Please also consult Keystone's web site at [www.keystonerv.com](http://www.keystonerv.com) for more current product information and specifications. Tow Vehicle Disclaimer. CAUTION: Owners of Keystone recreational vehicles are solely responsible for the selection and proper use of tow vehicles. All customers should consult with a motor vehicle manufacturer or their dealer concerning the purchase and use of suitable tow vehicles for Keystone products. Keystone disclaims any liability or damages suffered as a result of the selection, operation, use or misuse of a tow vehicle. KEYSTONE'S LIMITED WARRANTY DOES NOT COVER DAMAGE TO THE RECREATIONAL VEHICLE OR THE TOW VEHICLE AS A RESULT OF THE SELECTION, OPERATION, USE OR MISUSE OF THE TOW VEHICLE. \*Length is defined as the distance from the centerline of hitch pin/coupler to rear bumper of trailer. Please review owner's manual prior to purchase for more information on service warranties, extended use, towing and maintenance. Owner's manuals can be found at [keystonerv.com](http://keystonerv.com).

SCAN HERE TO LEARN MORE



LAUNCHING AS STANDARD EQUIPMENT ON ALL KEYSTONE  
TRAVEL TRAILERS AND FIFTH WHEELS, FALL 2021

SOLAR  
FLEX



**TAKE CHARGE  
OF HOW  
YOU CAMP**

**The Solar Energy System You've Been Waiting For**

Impossibly versatile, exceptionally designed, SolarFlex is shattering customers' expectations of factory-installed solar power. SolarFlex eliminates the guesswork to deliver affordable, high quality solar energy systems.

Bullet offers SolarFlex 200 as standard, with the option to upgrade to SolarFlex 400i.



Learn more about the  
SolarFlex difference and  
packages now available.

PRINT 10.2021



**KEYSTONE**  
RV COMPANY

**CAMP BETTER**

LAUNCHING AS STANDARD EQUIPMENT ON ALL KEYSTONE  
TRAVEL TRAILERS AND FIFTH WHEELS, FALL 2021

SOLAR  
FLEX



**TAKE CHARGE  
OF HOW  
YOU CAMP**

**The Solar Energy System You've Been Waiting For**

Impossibly versatile, exceptionally designed, SolarFlex is shattering customers' expectations of factory-installed solar power. SolarFlex eliminates the guesswork to deliver affordable, high quality solar energy systems.

Bullet offers SolarFlex 200 as standard, with the option to upgrade to SolarFlex 400i.



Learn more about the  
SolarFlex difference and  
packages now available.

PRINT 10.2021



**KEYSTONE**  
RV COMPANY

**CAMP BETTER**