

# Real Lite Truck Camper Floorplans



## R-780H

UVW:	EXT. LENGTH:	FLOOR LENGTH:	WHEEL WELL:
1328 lb	12' 9"	6' 6"	48"



VIEW MORE



## SS-1600

UVW:	EXT. LENGTH:	FLOOR LENGTH:	WHEEL WELL:
1197 lb	12' 8"	6' 0"	40"



VIEW MORE



## SS-1604

UVW:	EXT. LENGTH:	FLOOR LENGTH:	WHEEL WELL:
1594 lb	13' 5"	7' 0"	47"

[VIEW MORE](#)



## SS-1605

UVW:	EXT. LENGTH:	FLOOR LENGTH:	WHEEL WELL:
1591 lb	12' 10"	8' 0"	47"

[VIEW MORE](#)



## SS-1608

UVW:	EXT. LENGTH:	FLOOR LENGTH:	WHEEL WELL:
1795 lb	14' 10"	8' 6"	47"


[VIEW MORE](#)



## SS-1609

UVW:	EXT. LENGTH:	FLOOR LENGTH:	WHEEL WELL:
1876 lb	14' 10"	8' 6"	47"


➤  
VIEW MORE



## SS-1610

UVW:	EXT. LENGTH:	FLOOR LENGTH:	WHEEL WELL:
1910 lb	14' 4"	9' 6"	47"


➤  
VIEW MORE



## HS-1803

UVW:	EXT. LENGTH:	FLOOR LENGTH:	WHEEL WELL:
1870 lb	16' 5"	8' 2"	48"


➤  
VIEW MORE



## HS-1805

UVW:	EXT. LENGTH:	FLOOR LENGTH:	WHEEL WELL:
1561 lb	12' 9"	6' 6"	48"

➤  
VIEW MORE



## HS-1806

UVW:	EXT. LENGTH:	FLOOR LENGTH:	WHEEL WELL:
2460 lb	18' 0"	9' 0"	48"

➤  
VIEW MORE



## HS-1910

UVW:	EXT. LENGTH:	FLOOR LENGTH:	WHEEL WELL:
3037 lb	18' 4"	9' 0"	48"

➤  
VIEW MORE

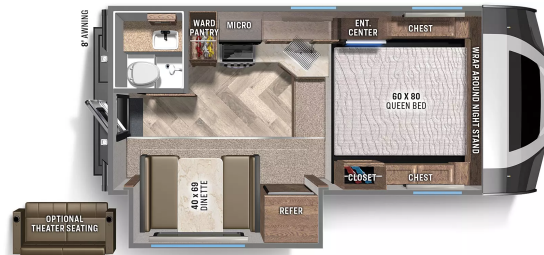




## HS-1912

UVW:	EXT. LENGTH:	FLOOR LENGTH:	WHEEL WELL:
3261 lb	18' 4"	9' 0"	48"

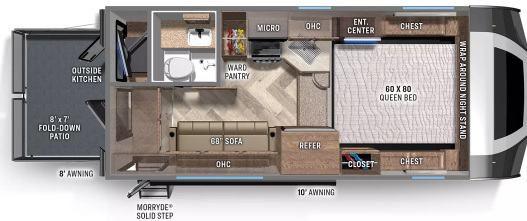
[VIEW MORE](#)



## HS-1914

UVW:	EXT. LENGTH:	FLOOR LENGTH:	WHEEL WELL:
3493 lb	19' 3"	10' 0"	48"

[VIEW MORE](#)



## HS-1916

UVW:	EXT. LENGTH:	FLOOR LENGTH:	WHEEL WELL:
3570 lb	20' 0"	10' 8"	48"

[VIEW MORE](#)



# HS-2114

**UVW:**    **EXT.**    **FLOOR**    **WHEEL**  
**LENGTH:**    **LENGTH:**    **WELL:**  
lb    ' "    ' "    "

**>**  
VIEW  
MORE