

SIESTA SPRINTER

MADE TO FIT
YOUR EXCURSIONS



SIESTA

 BY THOR MOTOR COACH

WHEN WE SAY *MADE TO FIT*, WE MEAN IT.

With so many unique models available, Thor Motor Coach motorhomes are priced to fit anyone's budget – from families buying their first motorhome to full-timers looking for a roaming "dream home". No matter how you choose to spend your time or your money, there's a TMC motorhome that fits your needs. Welcome to the Siesta, the motorhome that is *Made to Fit* your excursions.



LEATHERETTE CAPTAIN'S CHAIRS



24SA | ROLLING STONE



24SR | TOASTED ALMOND



24SA | MEGA-STORAGE™ COMPARTMENT





BEAUTY INSIDE & OUT



24SR | TOASTED ALMOND | HIGH-GLOSS GLAZED MONTEREY MAPLE



VALANCE & PILLOW

BRONZE COIN



VALANCE & PILLOW

ROLLING STONE



VALANCE & PILLOW

TOASTED ALMOND




24SR | TOASTED ALMOND | HIGH-GLOSS GLAZED MONTEREY MAPLE



MAIN

ACCENT

LEATHERETTE FURNITURE



COUNTERTOPS



RESIDENTIAL VINYL FLOORING



HIGH-GLOSS GLAZED MONTEREY MAPLE




COBALT BLUE FULL-BODY PAINT



FALL ESCAPADE FULL-BODY PAINT



GOLDEN NUGGET-CHAMPAGNE 



GOLDEN NUGGET-TAUPE 



RIO RED-CHAMPAGNE 



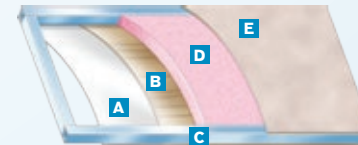
RIO RED-TAUPE 

Taking the extra time to ensure the best possible structure is exactly what you deserve, and this is why Thor Motor Coach insists on vacuum-bond laminating not only the sidewalls of the motorhome, but also the floor and roof. Vacuum-bonding is the optimum manufacturing process to ensure maximum strength.



ROOF

- A** One-piece exterior TPO membrane
- B** Luan panels
- C** Aluminum structure with bowed framing
- D** Block foam insulation
- E** Interior panel with soft touch vinyl covering



SIDEWALLS

- A** High-gloss or gel-coat fiberglass
- B** Luan panels
- C** Aluminum structure with framing at all openings
- D** Block foam insulation
- E** Interior panel with designer wall covering



FLOOR

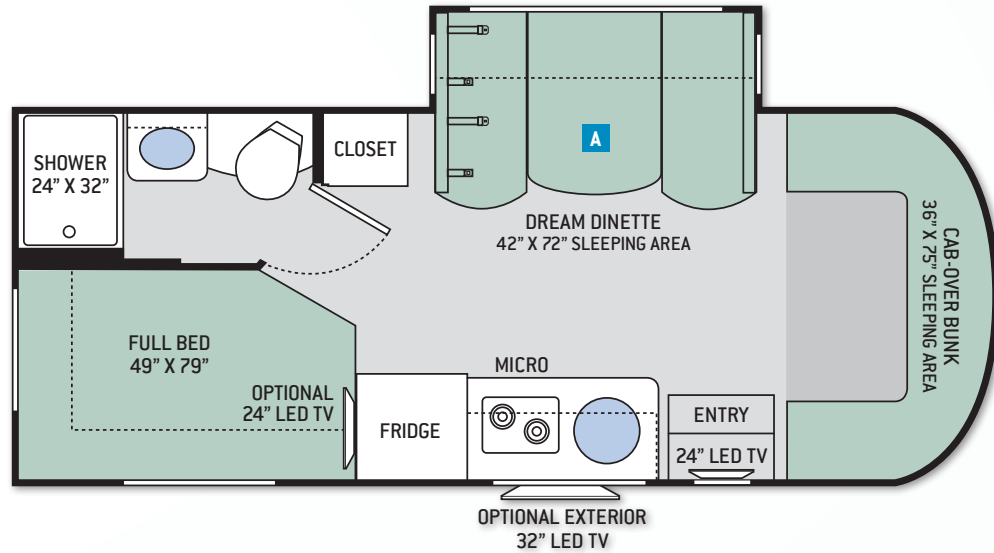
- A** Residential vinyl flooring
- B** Luan with woven plastic exterior finish
- C** Structural framing
- D** Block foam insulation

FLOOR PLANS

24SA

Chassis	Mercedes-Benz Sprinter
Gross Vehicle (GVWR)	11,030
Gross Combined (GCWR)	15,250
Wheel Base	170.3"
Exterior Length (w/o ladder)	24'-6"
Exterior Height (w/AC)	10'-10"
Exterior Width (w/o mirrors)	90"
Interior Height	80"
Awning Size	14'-6"
Fuel (gal)	26.4
LPG (lbs)	68.2
Fresh/Waste/Gray Water (gal)	40 / 38 / 38
Water Heater (gal)	6
Furnace (BTUs)	30,000
Exterior Storage Capacity (cu. ft.)	49.6

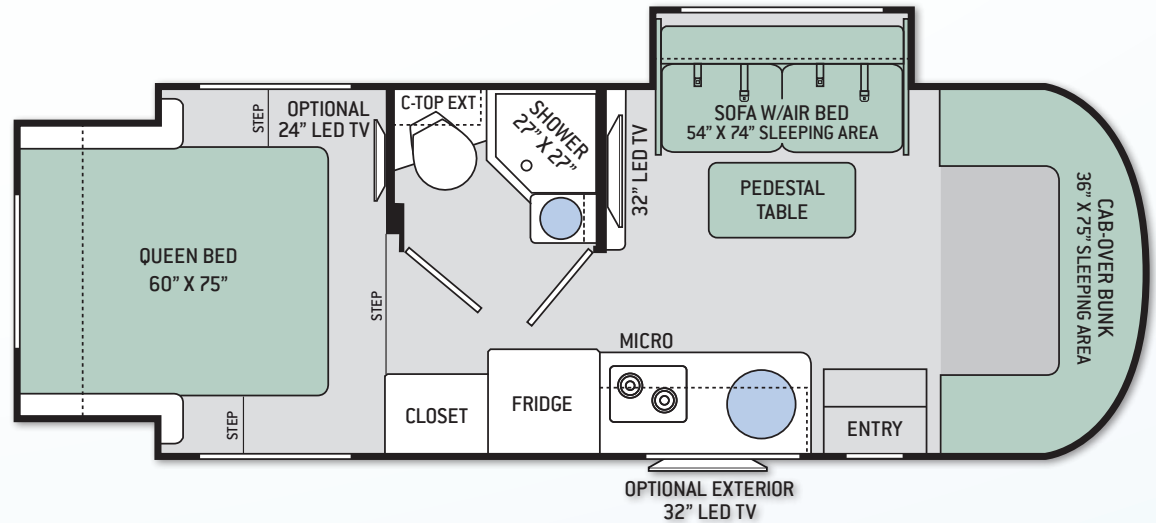
24SA



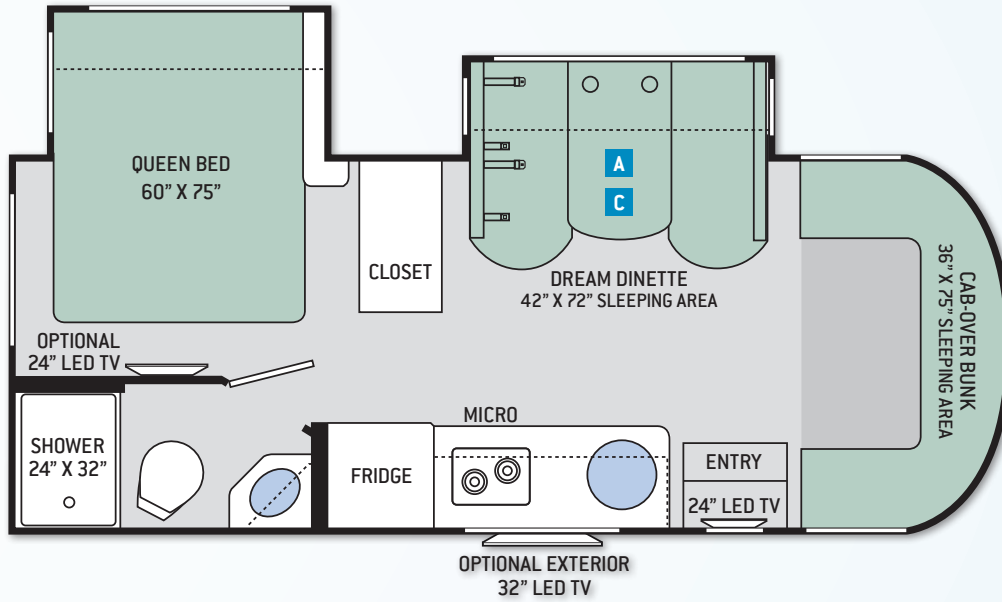
24SR

Chassis	Mercedes-Benz Sprinter
Gross Vehicle (GVWR)	11,030
Gross Combined (GCWR)	15,250
Wheel Base	170.3"
Exterior Length (w/o ladder)	24'-10"
Exterior Height (w/AC)	10'-10"
Exterior Width (w/o mirrors)	90"
Interior Height	80"
Awning Size	11'
Fuel (gal)	26.4
LPG (lbs)	68.2
Fresh/Waste/Gray Water (gal)	40 / 38 / 38
Water Heater (gal)	6
Furnace (BTUs)	30,000
Exterior Storage Capacity (cu. ft.)	39

24SR



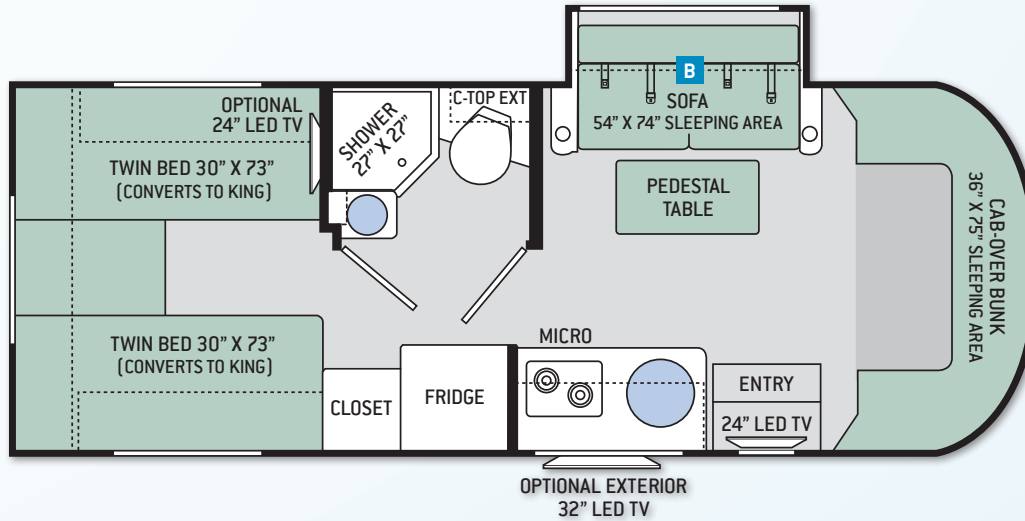
24SS 



24SS 

Chassis	Mercedes-Benz Sprinter
Gross Vehicle (GVWR)	11,030
Gross Combined (GCWR)	15,250
Wheel Base	170.3"
Exterior Length (w/o ladder)	24'-10"
Exterior Height (w/AC)	10'-10"
Exterior Width (w/o mirrors)	90"
Interior Height	80"
Awning Size	14'-6"
Fuel (gal)	26.4
LPG (lbs)	68.2
Fresh/Waste/Gray Water (gal)	40 / 38 / 38
Water Heater (gal)	6
Furnace (BTUs)	30,000
Exterior Storage Capacity (cu. ft.)	35.9

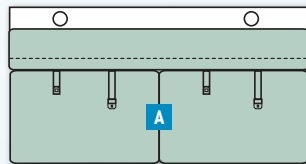
24ST



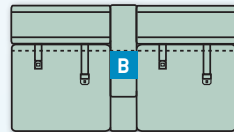
24ST

Chassis	Mercedes-Benz Sprinter
Gross Vehicle (GVWR)	11,030
Gross Combined (GCWR)	15,250
Wheel Base	170.3"
Exterior Length (w/o ladder)	25'-9"
Exterior Height (w/AC)	10'-10"
Exterior Width (w/o mirrors)	90"
Interior Height	80"
Awning Size	11'
Fuel (gal)	26.4
LPG (lbs)	68.2
Fresh/Waste/Gray Water (gal)	42 / 22 / 24
Water Heater (gal)	6
Furnace (BTUs)	30,000
Exterior Storage Capacity (cu. ft.)	62.9

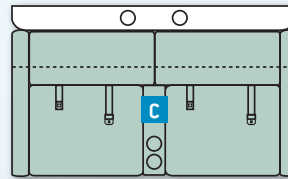
OPTIONS



PEDESTAL TABLE
OPTIONAL SOFA W/AIR BED
54" X 74" SLEEPING AREA



OPTIONAL RECLINING
THEATER SEATING




OPTIONAL RECLINING
THEATER SEATING



Made to fit.

STANDARDS & OPTIONS

CONSTRUCTION & EXTERIOR

- Fully Welded Tubular Aluminum Floor System with Composite Floor Decking
- Fully Welded Tubular Aluminum Roof & Sidewall Cage Construction
- Vacu-Bond Laminated Roof, Walls & Floor with High-Density Block Foam Insulation
- Premium One-Piece TPO Roof 
- Crown Roof
- One-Piece Fiberglass Front Cap
- HD-MAX® Exterior with Graphics Package
- Rotocast Storage Compartments
- Side-Hinged Slab Compartment Doors
- Power Patio Awning with Integrated LED Lighting
- Slideout Room Awning
- Roof Ladder (24SA, 24SS & 24ST)
- Double Electric Automatic Entry Steps
- Outside Shower
- Frameless Windows

CONSTRUCTION & EXTERIOR OPTION

- Full-Body Paint Package with Gel-Coat Sidewalls

AUTOMOTIVE & COCKPIT

- Touchscreen AM/FM Dash Radio with CD/DVD Player, Bluetooth® & Back-up Monitor
- Deluxe Heated/Remote Exterior Mirrors
- Wood Dash Appliqué
- Swivel, Leatherette Captain's Chairs
- Cockpit Carpet Mat
- Cruise Control
- Tilt Steering Wheel
- Map Light
- Sun Visors
- Windshield Privacy Curtain
- Fiberglass Running Boards
- Keyless Entry System
- Stainless Steel Wheel Liners
- 5,000-lb. Trailer Hitch
- Rear Stabilizing System (24SS)

- Valve Stem Extensions on All Wheels*
- Spare Tire

INTERIOR

- Residential Vinyl Flooring Throughout
- 80" Interior Ceiling Height
- LED Ceiling Lighting
- Manual Euro-Skylight
- Ceiling Ducted Air Conditioning System
- Cab-Over Bunk Ladder
- Leatherette Dream Dinette® Booth* (24SA & 24SS)
- Leatherette Sofa w/Air Bed & Removable Pedestal Table (24SR)
- Leatherette Sofa & Removable Pedestal Table (24ST)
- Pressed Laminate Countertops*
- High-Gloss Glazed Cabinetry with Raised Panel Cabinet Doors & Nickel Finish Hardware
- Full Extension Metal Ball-Bearing Drawer Guides
- Window Privacy Roller Shades

INTERIOR OPTIONS

- Leatherette Sofa w/Air Bed & Removable Pedestal Table (24SA & 24SS)
- Leatherette Theater Seating with Footrest (24SS & 24ST)
- Single Child Safety Tether in Dinette (24SA & 24SS - N/A with Sofa Option)
- Dual Child Safety Tether in Dinette* (24SA & 24SS - N/A with Sofa Option)

KITCHEN

- Double Door Refrigerator with Stainless Steel Door Inserts
- Protective Cover & Task Lighting Underneath Cabinets
- European 2-Burner Gas Cooktop with Glass Cover
- Convection Microwave Oven Below Cooktop
- Solid Surface Kitchen Countertop
- Large Stainless Steel Single Bowl Kitchen Sink & Kitchen Faucet w/Pull-Down Sprayer

BEDROOM & BATHROOM

- Denver Mattress® Full Size Bed (24SA)
- Denver Mattress® Queen Size Bed (24SR & 24SS)
- Two (2) Denver Mattress® Twin Beds with Upholstered Covers – Converts to King Size Bed (24ST)
- Shower with Glass Door (24SA & 24SS)

- Shower with Curtain (24SR & 24ST)
- Foot Flush Porcelain Toilet
- Flip-Up Countertop Extension in Bathroom* (24SR & 24ST)

BEDROOM & BATHROOM OPTION

- 12-volt Attic Fan in Bedroom (24SR, 24SS & 24ST)

ENTERTAINMENT

- 24" LED TV with DVD Player (24SA, 24SS & 24ST)
- 32" LED TV with DVD Player (24SR)
- Cable TV Ready
- Digital TV Antenna*
- Bluetooth® Coach Radio System w/DVD Player, HDMI Ready, App Control & Exterior Speakers

ENTERTAINMENT OPTIONS

- 24" LED TV in Bedroom
- Exterior 32" LED TV

ELECTRICAL & PLUMBING

- Cummins Onan® RV QG 3600 LP Generator
- 30-amp Shoreline Power Cord
- Automatic Shoreline-to-Generator Transfer Switch
- Battery Disconnect Switch
- 13,500 BTU Low-Profile Air Conditioner
- Whole Coach Water Filtration System*
- 6-gallon DSI Gas/Electric Water Heater
- Water Heater Bypass System
- Enclosed & Heated Holding Tanks (24ST)
- Black Tank Flush System*
- Systems Control Center

ELECTRICAL & PLUMBING OPTIONS

- PowerTech® 3.0KW Diesel Generator*
- 13,500 BTU Low-Profile Air Conditioner with Heat Pump IPO Standard Air Conditioner
- Second Auxiliary House Battery
- Holding Tanks with Heat Pads (24SA, 24SR & 24SS)

*INCLUDED ON UNITS BUILT AFTER 10/01/15

Thor Motor Coach is the industry leader in innovative design and builds a variety of unique styles, sizes and floor plans that feel custom-made – at a truly competitive price.

IMPORTANT–PLEASE READ: This brochure reflects product design, fabrication, material, components and specifications at the date of printing, which date is disclosed below. Please visit us online at ThorMotorCoach.com or consult with your selling dealership for the latest in standards, options, specification and technical information. Photographs in the brochure may depict optional equipment or may only be available in certain floor plans. Components, appliances and the chassis may have been manufactured in a calendar year before the vehicle's designated model year. All capacities are approximate. The actual length of the vehicle may differ from that indicated in the brochure due to variances in the manufacturing processes and/or installed components. All dry weights are based on standard model features and do not include optional features or equipment. Component part and appliance manufacturers issue limited warranties covering portions of the vehicle not covered under the limited warranty we issue. Copyright Thor Motor Coach, Inc. © 12/15/15

YOUR LOCAL THOR MOTOR COACH DEALER



Made to fit.

P.O. Box 1486, Elkhart, IN 46515
Sales Department: 800.860.5658
Customer Service: 877.855.2867

thormotorcoach.com/siesta-sprinter