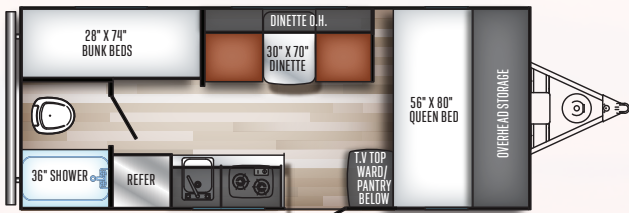
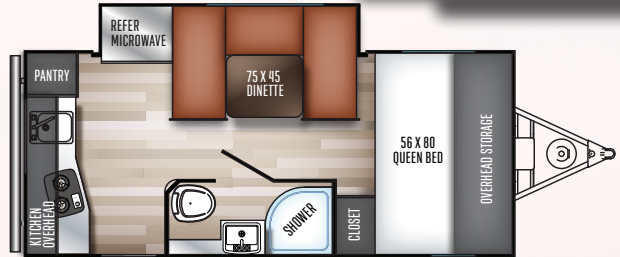


REAL-LITE

1 9 6 8
PALOMINO
50th
ANNIVERSARY
 2 0 1 8



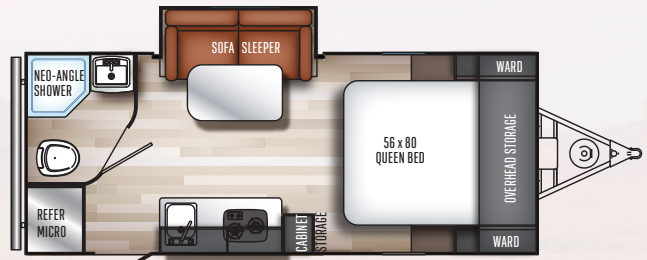
RL 177



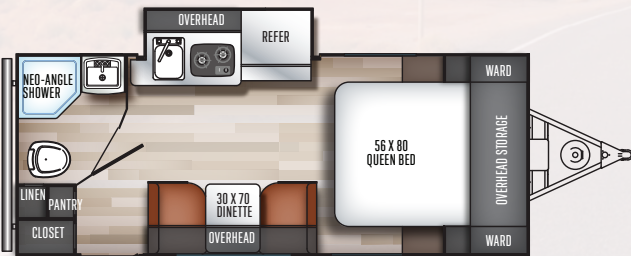
RL 178



RL 180



RL 181

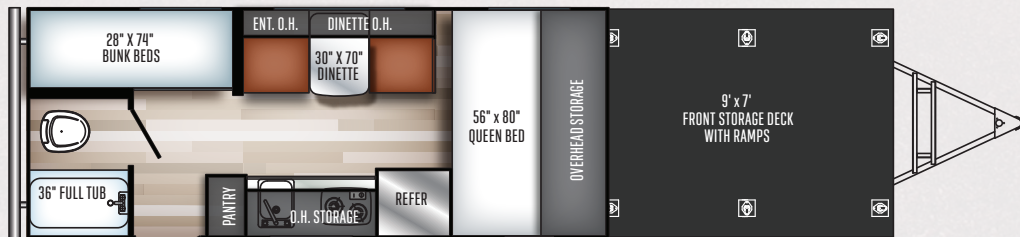


RL 182



RL 183

OFF-ROAD MODEL



RL 177 ORV

REAL-LITE

SUPERIOR FEATURES.

TOP TEN REASONS TO BUY

1. Light weight construction to promote better fuel efficiency
2. Vacuum bonded construction
3. Exterior fiberglass for easy cleaning and maintenance
4. Fully walkable roofs
5. Electric Awning - Standard
6. LED interior lights allow for more light and less power usage
7. Raised panel cabinets and real wood accents
8. Fully loaded with amenities
9. Narrow footprint to increase visibility
10. Front cap with windshield - Standard

REAL LITE MINI SPECIFICATIONS

	RL 177	RL 178	RL 180	RL 181	RL 182	RL 183	RL 177 ORV
Hitch Dry Weight	421	457	423	406	461	465	403
Dry Axle Weight	2402	2781	2381	2609	2631	2926	3425
Total Dry Weight	2823	3238	2804	3015	2822	3391	3828
GVWR	3921	3957	3943	3906	3961	4465	7403
Unloaded Vehicle Weight	2840	3255	2821	3032	3111	3410	3862
Interior Height	6'4"	6'4"	6'4"	6'4"	6'4"	6'4"	6'4"
Exterior Height	9'6"	9'6"	9'6"	9'6"	9'6"	9'10"	9'10"
Exterior Width	7'	7'	7'	7'	7'	7'	7'
Travel Length	21'8"	21'4"	21'8"	21'8"	21'8"	23'	31'
Fresh Water Capacity	19	19	19	19	19	19	19
Gray Water Capacity	30	60	30	30	30	30	30
Black Water Capacity	30	38	30	30	30	30	30
Cargo Carrying Capacity	1081	702	1122	874	850	1055	3541

*Adding the off road pkg option adds 4" to exterior height.

Specification Definitions

GVWR (Gross Vehicle Weight Rating) - is the maximum permissible weight of the unit when fully loaded. It includes all weights, inclusive of all fluids, cargo, optional equipment and accessories. For safety and product performance do NOT exceed the GVWR.

GAWR (Gross Axle Weight Rating) - is the maximum permissible weight, including cargo, fluids, optional equipment and accessories that can be safely supported by a combination of all axles.

UVW (Unloaded Vehicle Weight)* - is the typical weight of the unit as manufactured at the factory. It includes all weight at the unit's axle(s) and tongue or pin and LP Gas. The UVW does not include cargo, fresh potable water, additional optional equipment or dealer installed accessories.

*Estimated average based on standard build optional equipment.

CCC (Cargo Carrying Capacity)** - is the amount of weight available for fresh potable water, cargo, additional optional equipment and accessories. CCC is equal to GVWR minus UVW. Available CCC should accommodate fresh potable water (8.3 lbs per gallon). Before filling the fresh water tank, empty the black and gray tanks to provide for more cargo capacity.

** Estimated average based on standard build optional equipment

Each Forest River RV is weighed at the manufacturing facility prior to shipping. A label identifying the unloaded vehicle weight of the actual unit and the cargo carrying capacity is applied to every Forest River RV prior to leaving our facilities.

The load capacity of your unit is designated by weight, not by volume, so you cannot necessarily use all available space when loading your unit.

YOUR **REAL LITE MINI** DEALER



Learn More
Scan this barcode using a QR Reader on your smart phone to learn more about Forest River.



A Berkshire Hathaway company.



PALOMINO RV
1047 East M-86
Colon, MI 49040
P: 269.432.3271
F: 269.32.2516
www.palominorv.com

All information contained in this brochure is believed to be accurate at the time of publication. However, during the model year, it may be necessary to make revisions and Forest River, Inc., reserves the right to make all such changes without notice, including prices, colors, materials, equipment and specifications as well as the addition of new models and the discontinuance of models shown in this brochure. Therefore, please consult with your Forest River, Inc., dealer and confirm the existence of any materials, design or specifications that are material to your purchase decision. Litho. U.S.A. FDR 1465 P/W: 2017.08.17