

**WE ARE
PRO CLASS**



NASH



NORTHWOOD
WWW.NORTHWOODMFG.COM



WE ARE PRO CLASS

**ABSOLUTE NORTHWOOD:
WHERE OUR QUALITY BEGINS**

**INTERIOR COLORS
FOR 2021**



Our Commitment to:
**QUALITY
STRENGTH
DURABILITY**

Loaded with ALL these Standard Features

- Shock Absorbers
- Certified Off-Road Chassis
- TG Plywood Floor Decking
- Plywood Roof Decking
- Heavy Gauge One Piece Roof Membrane
- ...plus these amenities...
- 12 Volt LED Power Awning
- Rear Receiver Hitch
- 10 Gallon Water Heater
- Generator Ready...

...and these Absolute Northwood Features

- LED Lighting Inside and Out
- Bonded Northwood Roof Truss System
- Residential Quality Face-Frame
- Custom Built Cabinetry
- All Conditions-Insulated & Heated Holding Tanks & Valves
- Heavy Gauge, Fully Welded, Thick Wall Aluminum Frame
- Solid Fill - Full Thread Depth Anchor Blocking
- Virgin 2lb. Rigid Dense Block Foam Insulation
- One Piece Fiberglass Exterior Wall
- Cathedral Arched Ceiling

...STANDARD ON EVERY NASH!



**NASH 24M
ELEGANT TRUFFLE**



**NASH 24B
EARLY AUTUMN**

BUILT OFF ROAD TOUGH

ALUMINUM SUPERSTRUCTURE

ROOF

✓ FULL WALK ON ROOF WITH BONDED ROOF TRUSS SYSTEM
CATHEDRAL ARCHED CEILING

FRAME

✓ HEAVY GAUGE FULLY WELDED ALUMINUM SUPERSTRUCTURE

FLOORS

✓ COMMERCIAL GRADE LINOLEUM, FULLY INSULATED TONGUE AND GROOVE PLYWOOD (NOT CHIPBOARD)

SLIDE OUTS

✓ 4 SEALS, SCHWINTEC INSULATED, CROSS VENTILATING WINDOWS

CHASSIS

✓ CUSTOM BUILT, INDEPENDENTLY TESTED & CERTIFIED

CABINETS

✓ WALL & CEILING MOUNTED, FACE FRAME CONSTRUCTION



A. NORTHWOOD ROOF TRUSS SYSTEM

- 1 Heavy Gauge One Piece Roof Membrane
- 2 3/8" Plywood Sheathing (Bonded to Trusses)
- 3 R-15 Reflective 'Arctic' Foil Insulation
- 4 R-14 Dual Layer Fiberglass Insulation
- 5 Cathedral Arched Roof Trusses (More overhead space)
- 6 Interior Lamination Grade Luan Plywood (Bonded to trusses)
- 7 Designer Interior Decor Finish Paneling

B. HIGH DENSITY ONE PIECE LAMINATED WALLS

- 8 Designer Interior Decor Vinyl Finish
- 9 Heavy Gauge Fully Welded Aluminum Superstructure
- 10 Solid Wood Fill - Full Thread Depth Anchor Blocking
- 11 Virgin 2 lb Rigid Dense Block Foam Insulation
- 12 Steel Inlaid Bonderizer Anchor Strips
- 13 Lamination Grade Luan Plywood Exterior Wall Layer
- 14 Corona Treated High Durability Fiberglass Outer Layer

C. ULTIMATE DURABILITY FLOOR STRUCTURE

- 15 Commercial Grade Linoleum with 20 mil Surface
- 16 5/8" T&G Plywood Decking (Not Chipboard)
- 17 R-7 Residential Grade Fiberglass Insulation
- 18 Reinforced Woven Highway Moisture Barrier

D. DUAL RACK & PINION RAM MAIN SLIDE ROOM

- 19 4 Seal System w/ Inner & Outer Bulb Seal
- 20 ...including Wiper Seal for Continual Seal (Any Position)
- 21 ...and Outer Bulb Seals

Our Northwood Built Chassis are Independently Tested & Certified by Pacific West Associates, Inc.

E. CHASSIS

- 22 Independently Certified Custom Built Northwood Chassis
- 23 R-7 Residential Quality Formaldehyde Free Fiberglass Insulation
- 24 Corrugated Underbelly Panels
- 25 Heated and Insulated Large Capacity Holding Tanks
- 26 Easy Lube Axles and Shock Absorbers
- 27 Heavy Duty Radial Tires
- 28 Sealed All Metal Heat Ducts

MORE ABSOLUTE NORTHWOOD QUALITY FEATURES

- 29 All Foam Condensation Resistant A/C Ducts
- 30 Large Bath Skylight
- 31 Hi Output Roof Mount A/C
- 32 Roto Molded High Durability Wheel Skirts
- 33 Diamond Scored Sidewall Skirts (Some Models)
- 34 Diamond Plate Gravel Guard

PRO CLASS



17K
EARLY AUTUMN



PRO CLASS

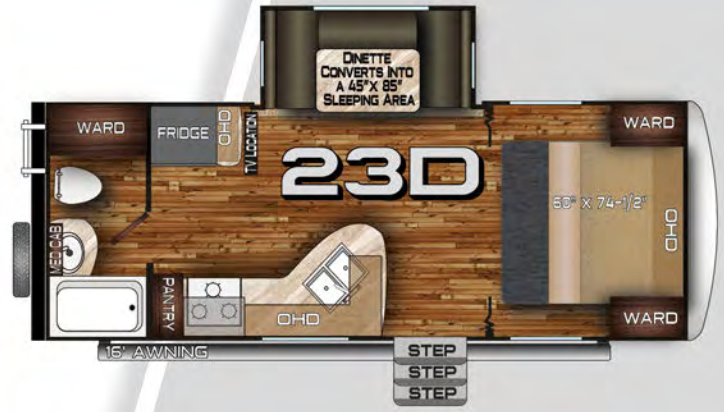
**18FM
EARLY AUTUMN**



PRO CLASS



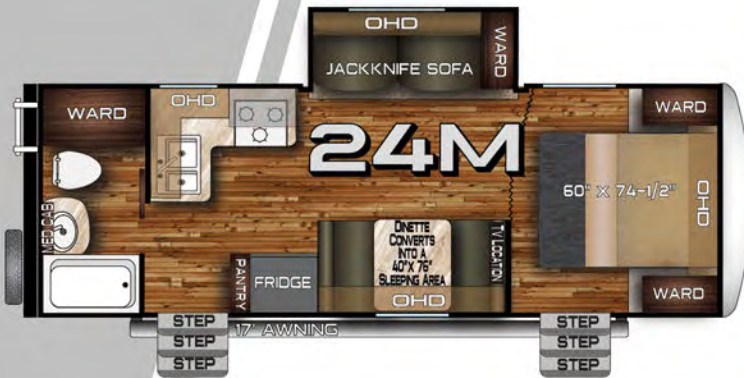
**23D
EARLY AUTUMN**



PRO CLASS



24M
ELEGANT TRUFFLE



PRO CLASS

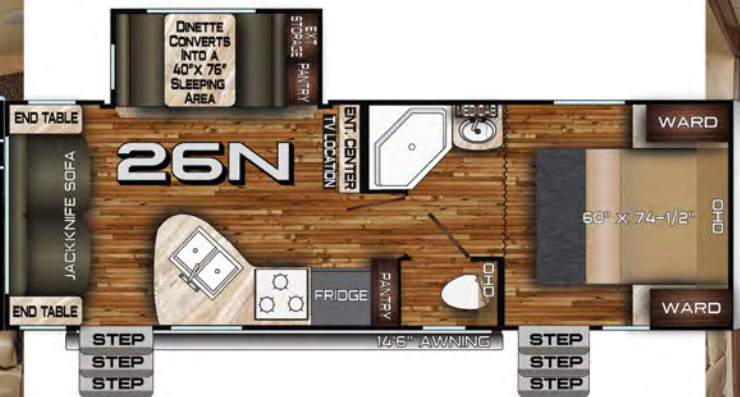
25DS ELEGANT TRUFFLE



PRO CLASS



**26N
ELEGANT TRUFFLE**



PRO CLASS



29S
ELEGANT TRUFFLE



WHAT IS ABSOLUTE NORTHWOOD?

1 CHASSIS

✓ Custom Built, Independently Tested & Certified

1 FRAME

✓ Fully Welded Aluminum Superstructure

1 ROOF

✓ Full Walk On, Bonded Roof Truss System

1 CABINETS

✓ Wall & Ceiling Mounted, Face Frame Construction

1 INSULATION

✓ A True 4 Season Coach



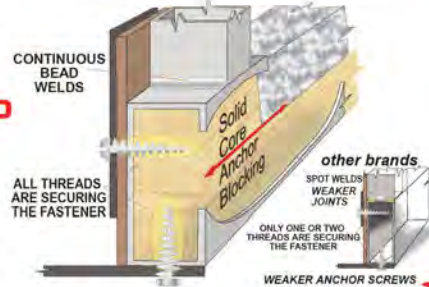
Our Commitment to
QUALITY
STRENGTH
DURABILITY

When you purchase a Nash, you are investing in the best quality materials, construction and craftsmanship. That is why the resale value in a Nash remains higher, and your investment retains its value longer. If you ever decide to trade in your Nash, you will get top dollar. That is why you don't see many used Nash trailers on the market, folks buy them up as quickly as they become available because Nash trailers have a reputation for durability and longevity.

SOLID CORE ANCHOR BLOCKING

UTILIZING EVERY THREAD

At all critical anchor points, we include solid fill anchor blocking so all the threads of the fasteners anchor securely and completely.



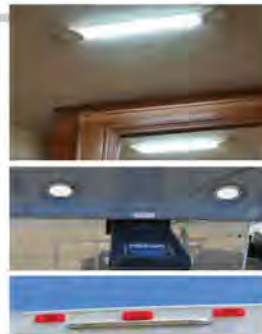
RESIDENTIAL QUALITY CUSTOM BUILT CABINERY

Our cabinetry is built w/solid wood doors, built with residential face frame construction methods. Drawers slide effortlessly on heavy gauge roller bearing drawer glides.



ELECTRICAL FEATURES LED LIGHTS & SURGE TESTS

You will find energy efficient LED lighting both inside and out. Additionally, our 110V systems are surge tested multiple times with 1080 volts and the 12V systems are surge tested with 600 volts.



THICK WALL ALUMINUM FRAME

ALUMINUM SUPERSTRUCTURE

Aircraft Grade Tubing Up to 1/8" Thick .125"-.060" Thick frame with fully welded heavy gauge, thick wall aluminum tubing.



ALL CONDITIONS



4 SEASON COACH

WARM AIR AROUND TANKS

Heated enclosed holding tanks & dump valves. Designed for cold northern climates.

HEATED HOLDING TANK AREA



NORTHWOOD ROOF TRUSS SYSTEM

FULL WALK-ON ROOF

GLUE BONDED STRUCTURE

- * Exterior marine grade decking
- * One piece heavy gauge membrane.
- * Fully bonded ceiling, trusses and roof sheathing.
- * Trusses w/ 5-1/2 inch height for plenty of runoff slope.



UP TO 4" OF EXTRA HEADROOM

CERTIFIED

OFF-ROAD CHASSIS

WE BUILD OUR OWN!

We are one of the few manufacturers who build their own chassis. The name NORTHWOOD is known throughout the industry for quality chassis and we certify ours through an independent testing lab.



ARE YOU READY TO GO OTG?



OFF THE GRID PACKAGE

THE OTG PACKAGE INCLUDES ALL OF THESE ITEMS:


NASH

GO FARTHER,
GO LONGER,
GO OTG!



10 Gallon LP Tanks

170 Watt On-Board Solar



Custom OTG Graphics

Rear LED Light Bar



Coleman Mach Power Saver A/C

12 Volt Awning w/ FLXguard & RGB LED Lights



Safari Tuff LP Rack w/ LED Light Bar



Custom Rims w/ OTG Center Cap



Off-Road Knobby Tires

Custom OTG Interior Badging



Dexter E-Z Flex Equalizers and KYB Shocks





S'MORE TESTIMONIALS



PHOTO BY DIANE FELT



PHOTO BY THE ALLAN FAMILY



PHOTO SUBMITTED BY L. DUNCAN

ALL CONDITIONS/FOUR SEASONS

Cozy camping in the Nash 25C 4-Season Trailer. When it was time for an upgrade for the Allan family of Calgary, they didn't hesitate to upgrade to Northwood's biggest bunkhouse trailer, the Nash 29S. Submitted by: The Allan Family



PHOTO BY FONDA W.

QUALITY CONSTRUCTION CAN BE A LIFE SAVER!

This picture was sent in to Northwood by a repeat customer who lived in her 17K near Portland, OR. Due to excessive snow load, this tree uprooted and landed on her trailer while she was asleep inside!!! Fortunately, we build Nash Trailers with 16" on center, select quality studs and quality plywood (instead of OSB board and 24" OC framing). If this had been a lesser quality trailer, it could have turned out much worse!!! Fonda said she was so impressed with Northwood quality that she just bought a brand new 2019 Arctic Fox 22G."

Submitted by: Fonda W.

Memorial day weekend in Central Oregon. Maiden voyage in our new 24M. Same Northwood quality as our 22H was, but with extra space for the kids.
Submitted by: Andy Suing



We absolutely love our Nash! This is our second travel trailer (first one being another brand) and switching to Northwood made everything about camping in Montana more enjoyable! Your company is Awesome keep up the good work!
Submitted by: Steven Thompson



We just purchased a new 2018 Nash 26N. Like the Johnny Horton song says "North to Alaska" we brought it home from WA to AK. This trailer is exactly what we were looking for. We bought it sight unseen and absolutely love it!
Submitted by: Eric Lucas



Thought I would send in a pic of my 2015 17k after an early snowstorm in McLean Creek Alberta. Trailer performed great as usual.
Submitted by: Alex Morgan



A LEGACY OF QUALITY

STANDARD CONSTRUCTION FEATURES

Northwood Built, Independently Certified, Off-Road Chassis
Fully Welded, Thick-Wall Aluminum Frame Construction
One-Piece, Corona Treated, Continuous Fiberglass
Hot, Polyurethane Laminated, Multi-Layered Substrate Walls
High Density Block Foam Insulation
Cathedral Arched Ceiling / Aerodynamic Front Contour
E-Z Lube Axles w/ Nev-R Adjust Forward, Self Adjusting Brakes
15" Aluminum Wheels / Tires & White Mod Spare
Shocks On All Four Wheels
12-Volt Power Tongue Jack / Stabilizer Jacks
Easy Access LP Cover / Dynamic "Flight" Graphics
4" Sewer Hose Carrier Bumper
All-Conditions/Four Seasons Insulation With R-14 Ceiling
R-15 Reflective Foil Insulation in Roof / Slide
Heated and Enclosed Tanks
Nash Fiberglass Front Cap w/ Diamond Plate Front Gravel Guard
Dinette Slide (18FM, 23D, 24B, 25DS, 26N, 29S)
Sofa Slide (24M, 29S)
Second Entry (24M, 25DS, 26N, 29S)
Efficient Residential-Style Ducted Heating
Generator Ready / Satellite Ready / Solar Ready

STANDARD EXTERIOR FEATURES

Easy Access LP Cover
4" Sewer Hose Carrier Bumper
LED Exterior Lighting
Roof Rack & Phatt Ladder
Exterior Marine Grade Speakers
Pass Thru Storage / Full Width Storage in 18FM, 22H
LPG Quick Connect & Black Water Flush System
Large Exterior Entry Grab Handle / Entry Door Friction Hinge
Exterior Shower / Magnetic Catches
Semi-Automatic Winterization/By-Pass System
10 Gal DSI Gas/Elect Quick Recovery Water Heater
13.5m BTU Air Conditioner w/Condensation-Resistant Ducting
Carefree Travel'R 12V LED Awning w/Adjustable Pitch HW
TV Antenna with Wi-Fi Extender Ready/Battery Disconnect
45 Watt Solar Panel
Rear Receiver Hitch

STANDARD INTERIOR FEATURES

Custom One Piece Formed Countertops & Dinette Table
LED Interior Lighting
Interior Command Center
Knotty Alder Cabinetry
Roller Bearing Drawer Glides
Hidden Hinges on Cabinet Doors
Fabric Night Shade Window Treatments
Charge Wizard / Digital Thermostat
AM/FM Stereo w/Bluetooth
Smoke, LPG & CO Leak Detectors
Custom Nash Signature Key Rack
Jackknife Sofa (22H, 24M, 25DS, 29S)
Booth Dinette (17K, 22H, 24M, 25DS, 26N)
U-shaped Dinette (18FM, 23D, 29S)
Etched & Glazed Passage Door



STANDARD KITCHEN FEATURES

Residential, Built-In Microwave
Stainless Steel Appliances
High Output 3-Burner Range with Range Cover
Large Fridge (7 Cu Ft) w/ Cold Weather Kit
Stainless Steel Sink
Sink Cover/Cutting Board

STANDARD BATHROOM FEATURES

Hand Flush Toilet / Bath Skylight
Brushed Nickel Shower Screen
Full Tub (18FM, 24B, 26N, 29S)
Shower Pan (17K, 23D, 24M & 25DS)

STANDARD BEDROOM FEATURES

Double Over Double Bunkhouse (24B, 29S)
NW TruRest Queen Mattress w/ Bedspread
Camping Clothes Closet with Removable Shelves
USB Charging Ports on Both Sides of Bed
Below Bed Storage
Recessed Storage Headboard

OPTIONS

Fan Vent - Bedroom
Fan Vent - Kitchen
Fan Vent - Bathroom (Exhaust Only)
Thermal Pane Windows
Holding Tank Heat Pads (All Tanks)
Slide Out Topper (18FM, 23D, 24M, 24B, 26N, 29S)
28" 12v LED TV (17K, 24M, 23D)
32" 12v LED TV (18FM, 24B, 26N, 25DS, 29S)
15K Air Conditioner w/ Ducting (23D, 24M, 25DS, 26N, 29S)
Gateway Router
2.5 Onan LP Generator & 11K Power Saver A/C (17K, 18FM)
3.6 Onan LP Generator (23D, 24B, 24M, 25DS, 26N, 29S)
100 or 170 Watt Solar Panel
RV BBQ
Rear View Camera
OTG Package



NASH



STANDARD FEATURES & OPTIONS

CUSTOMER PHOTOS AND TESTIMONIALS
DO NOT NECESSARILY REFLECT
THE VIEWS OR RECOMMENDATIONS
OF NORTHWOOD MANUFACTURING.

Send us your testimonial with
your pictures and you may be
featured in our future promotions.
Send your information to:
feedback@northwoodmail.com

Model Number	17K	18FM	23D	24B	24M	25DS	26N	29S
Dry Axle Weight (approx. Lbs.)	4177	5106	5134	5702	5428	6090	5809	6564
Dry Hitch Weight (approx. Lbs.)	589	556	606	758	595	755	743	796
Net Carrying Capacity	2634	1738	1760	2740	3177	2355	2648	3340
Gross Dry Weight (approx. Lbs.)	4766	5662	5740	6460	6023	6845	6552	7360
Gross Vehicle Weight Rating (GVWR)-Lbs.	7400	7400	7500	9200	9200	9200	9200	10700
Exterior Length (approx. w/hitch)	22' 4"	22' 11"	25' 10"	28' 8"	27' 3"	29' 2"	29' 2"	32' 4"
Exterior Height (approx. incl. AC unit)	11' 1"	11' 6"	11' 6"	11' 6"	11' 6"	11' 6"	11' 6"	11' 6"
Exterior Width (approx. w/o awning)	8' 0"	8' 0"	8' 0"	8' 0"	8' 0"	8' 0"	8' 0"	8' 0"
Tire Size	ST225 75R15	ST225 75R15	ST225 75R15	ST225 75R15	ST225 75R15	ST225 75R15	ST225 75R15	ST225 75R15
Load Range	E	E	E	E	E	E	E	E
Fresh Water w/ Water Heater (approx. gal.)	50	50	50	50	50	50	50	50
Gray Water Tank (approx. gal.)	35	42	42	42	42	40	42	40
Black Water Tank (approx. gal.)	36	35	35	35	35	35	36	35
LPG Capacity (approx. gal.)	14	14	14	14	14	14	14	14
CSA - Canadian Dealers Only	YES	YES	YES	YES	YES	YES	YES	YES
Auto Ignition Furnace (1,000 BTUs)	25	25	25	25	25	25	25	25

*All dry weights are calculated before adding options. Specifications are subject to change without notice. Verify the towing capacity of your tow vehicle. If you don't know or aren't sure, you can ask your automotive dealership or contact your tow vehicle manufacturer. All weights above are average approximations and may vary.

YOUR LOCAL DEALER:

Updated December 2022

Northwood Manufacturing, 59948 Downs Rd., PO Box 3359, La Grande, OR 97850 (541) 962-6274 - www.northwoodmfg.com

Photos, drawings, dimensions and weights are presented as accurate but may differ from current production models. We continually upgrade & improve our products and reserve the right to change any specifications without notice. Please see your authorized Northwood dealer for updated information.