



ADVENTURER

ROOMY, COMFORTABLE & ELEGANT



A PREMIUM RV MANUFACTURER SINCE 1969

ADVENTURER Value Leader in Comfort and Innovation



SOLAR POWER OPTION

The solar panel option gives you green, off-grid power, keeping your batteries charged on the road.



110V POWER

The Cummins/Onan 2500W optional generator provides 110v electrical power when needed at the touch of a button.



ROOF RACK STORAGE

This optional roof rack provides additional storage when needed for kayaks, canoes, skis or any other items.



COMFORT STEP BUMPER

This is a Adventurer Manufacturing Exclusive powder coated non-skid entry step system.



HAPPIJAC PULL OUT STORAGE TRAY

This lightweight metal ball bearing tray provides quick access to your storage.



WINEGARD AIR 360 PLUS HD DOMED ANTENNA

This New Omni Directional Antenna provides reliable hands-free TV and radio reception.

GALLEYS ENGINEERED TO PLEASE



Canvas Decor

GALLEY 80RB

This self-contained and fully-featured model has everything you need and then some! The L-shaped, radius designed galley gives you more counter space and room making the 80RB feel like a much larger camper.

QUEEN AND KING BED SUITES



80RB NORTH / SOUTH BEDROOM

Enjoy the roomy north/south bedroom with the Camper Caddy for additional storage. Notice the dual bedroom windows which provide vast views from your bedside and comfortable cross ventilation to enjoy that cool evening breeze when sleeping.

ADVENTURER DINETTES

910DB U-SHAPED DINETTE

This floorplan features a large U-shaped dinette with a sliding D-Style table, allowing you to adjust to use from a face-to-face style dinette to a U-shaped lounge. This model features another Adventurer Exclusive - the Electric Power Bunk® (optional).

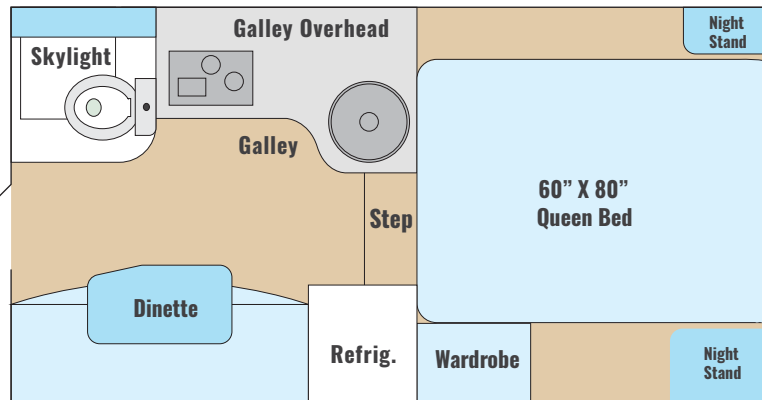
This 26"x76" power bunk moves down easily with the push of a button. You can still use the lower rear section as a second bunk if needed, all the while your dinette stays in the made up position! And if you want another adult bed, then you can make down the dinette for a 48"x72" additional bed and still have use of the Power Bunk®, sleeping a total of 5 adults in this camper.



ADVENTURER NON-SLIDE FLOOR PLANS

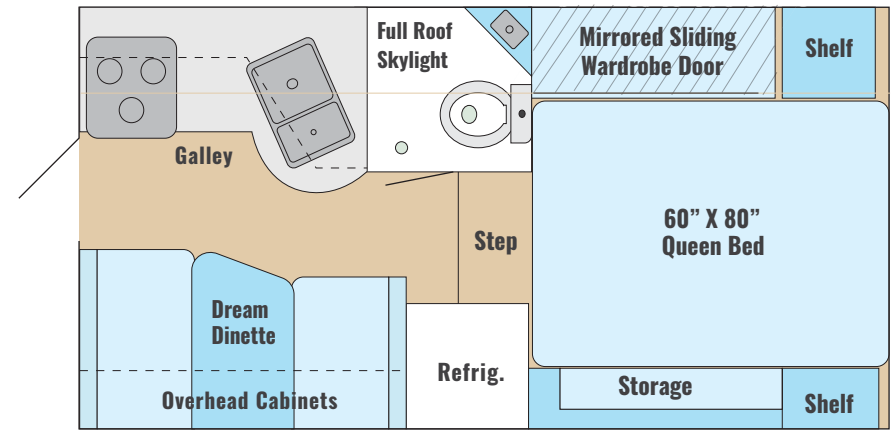
80RB

Fits SB & LB Trucks
(5.5' SSB 6' and larger SB & 8' LB)



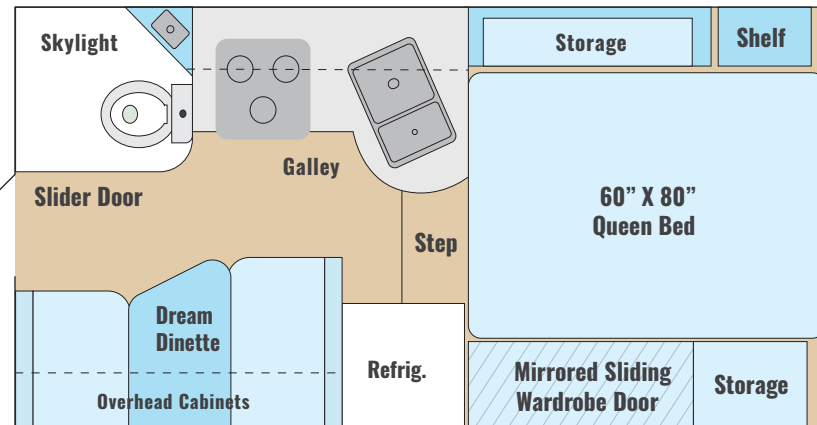
86FB

Fits SB & LB Trucks
(6' and larger SB & 8' LB - Gen capable with both)



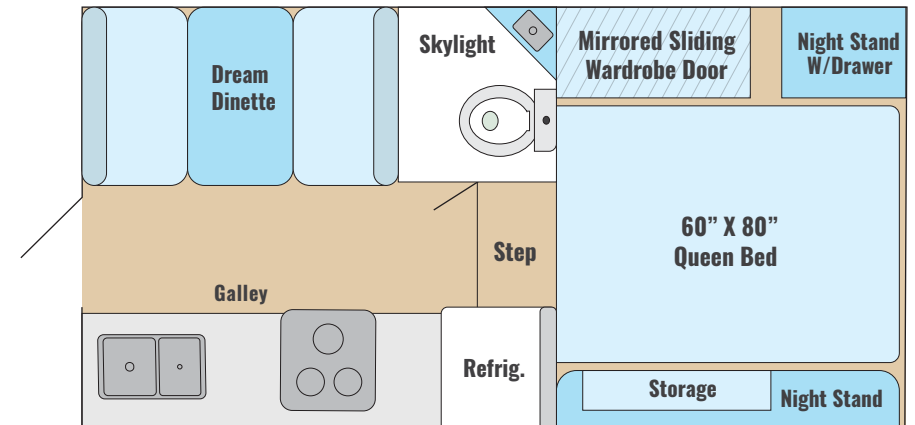
89RB Limited to dealer stock only

Fits SB & LB Trucks
(6' and larger SB & 8' LB - Gen capable with both)



901SB

Fits SB & LB Trucks
(6' and larger SB & 8' LB)



ADVENTURER NON-SLIDE FLOOR PLANS

Weights & Measurements

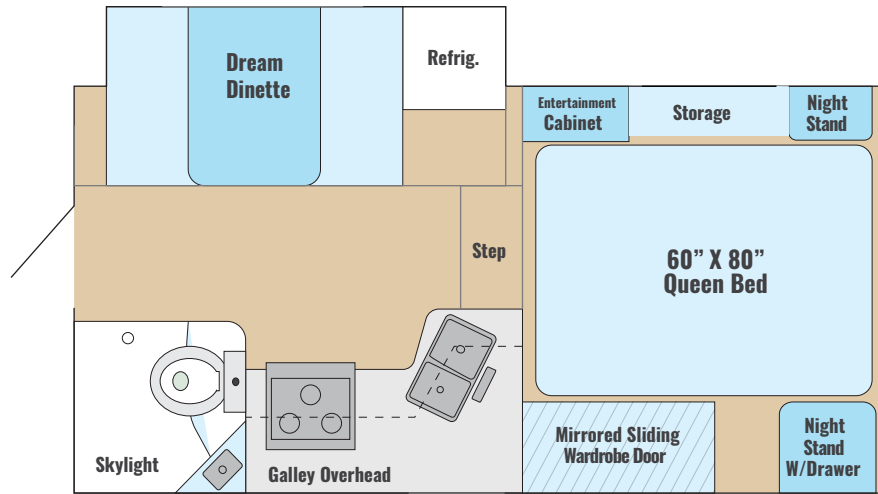
Weights & Measures	80RB	86FB	89RB	901SB
Standard Sleeping Capacity (With Optional Power Bunk)	4	4	4	4 / 5*
Floor Length	8'4"	8'11"	9'1"	9'5"
Exterior Width (inches)	90"	96"	96"	96"
Exterior Overall Length (Nose to rear ladder)	15'10"	16'5"	16'8"	17'
Exterior Height (Floor to top of A/C)	92"	106"	106"	106"
Interior Height (inches)	78"	78"	78"	78"
Dinette Size (inches)	42" X 68"	40" X 72"	40" X 76"	40" X 72"
Fresh Water Capacity (US Gallons / Liters)	15 / 57	42 / 159	42 / 159	42 / 159
Grey Water Capacity (US Gallons / Liters)	6 / 23	30 / 113	25 / 95	28 / 106
Black Water Capacity (US Gallons / Liters)	6 / 23	30 / 113	22 / 83	28 / 106
Hot Water Capacity (US Gallons)	4	4	4	6
Refrigerator Size (Cubic Feet)	3.5	7	7	7
Dry Weight (LBS / Kilograms)	1762 / 800	2585 / 1173	2559 / 1161	2848 / 1291
COG (Center of Gravity inches from front back)	30.5"	39.5"	40"	37.5"



NOTICE:

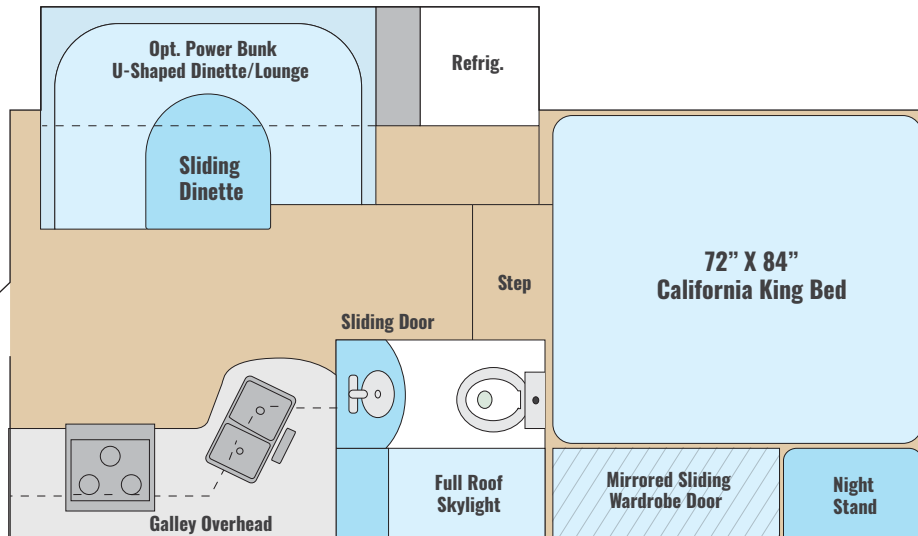
Adventurer takes great care in providing accurate truck camper weights and measurements information on it's units by weighing each camper individually. Please check the wardrobe or closet for an accurate unit dry weight with factory installed options at time of manufacture.

ADVENTURER SLIDEOUT FLOOR PLANS



89RBS Limited to dealer stock only

Fits SB & LB Trucks (6' & larger, Gen capable with both)



910DB

Fits 8' LB Trucks only

Weights & Measurements

Weights & Measures	89RBS SINGLE SLIDE	910DB SINGLE SLIDE
Standard Sleeping Capacity *(With Optional Power Bunk)	4	4 / 5 *
Floor Length	9'1"	10'2"
Exterior Width (inches)	96"	96"
Exterior Overall Length (Nose to rear ladder)	16'8"	18'1"
Exterior Height (Floor to top of A/C)	106"	106"
Interior Height (inches)	78"	78"
Dinette Size (inches)	43" X 66"	48" X 72"
Fresh Water Capacity (US Gallons / Liters)	44 / 167	44 / 167
Grey Water Capacity (US Gallons / Liters)	25 / 95	31 / 117
Black Water Capacity (US Gallons / Liters)	22 / 83	31 / 117
Hot Water Capacity (US Gallons)	6	6
Refrigerator Size (Cubic Feet)	7	7
Dry Weight (LBS / Kilograms)	3174 / 1439	3447 / 1564
COG (Center of Gravity inches from front back)	40"	52.5"

ADVENTURER EXCLUSIVE FEATURES



ADVENTURER EXCLUSIVE FEATURES



3-Year Structural Warranty



TCC® Construction – Superior strength construction



Front Camper Guides - Nylon guides center your camper between your wheel wells for easier loading



26" "Friction Hinge" entry door that stays where you put it even in windy conditions



Comfort Step Bumper (select models) with double fold down step traction surface



Dometic 7 cu ft double door refrigerator (most models)



Soft Closing Drawer Guides

ADVENTURER OPTIONAL FEATURES

- Roof Rack System (N/A 80RB)
- 19" & 28" LCD 12v TV's (28" TV 89RBS)
- Air Conditioner Low Profile (10K HE High Efficiency)
- Awning Patio Box – 8' & 10' (select models)
- Awning – Rear 12V Elect Awning w/LED lights
- Comfort Step® Bumper (select models)
- Generator Ready (req w/ gen option - N/A 80RB, 901SB)
- Generator-Onan 2500W LP (N/A 80RB, 901SB)
- Glow Step (Scissor Step 80RB, 86FB, 86RB)
- Roof Vent Covers (Maxxair Covers)
- Jack Brackets-Swing Out Dually - (Req for dually trucks)
- Microwave Oven
- New Gen - Happijac Electric Jacks – w/Wireless Remote
- Power Bunk - Electric bunk (910DB, 901SB)
- Solar Panel – Go Power - 100 Watt w/Controller
- Solar Panel – Go Power - Additional (can add 2-3 total)
- Stereo-AM/FM/CD/DVD/Bluetooth/HDMI/APP controllable



INDUSTRY LEADING STANDARD FEATURES



- 12V battery disconnect switch
- 45-amp electronic power converter with “smart” battery charger
- Automatic changeover LPG regulator (dual tank models)
- All wood, full extension drawers with soft/self closing ball-bearing metal guides
- Black tank flush system (N/A 80RB)
- Custom keyed deadbolt entry lock - safer & secure
- Detachable 30-amp 110V power cord
- Dream Dinette – no annoying table leg in the way and easily converts into a bed with the flip of a lever (select models)
- Emergency cabover egress
- Expandable shower curtain rod (910DB dry bath model)
- Exterior sewer hose carrier
- Fantastic fan
- Fire Extinguisher, LPG, Carbon Monoxide and Smoke Detectors
- Go Power® Solar pre-wire for up to 300W of solar
- Hardwood cabinet doors and face frames
- Moon roof (N/A 80RB)
- High gloss gel-coat fiberglass exterior
- Double density foam w/designer cover
- Large folding entry assist handle
- LED interior and exterior lighting - minimal battery draw for longer camping.
- New generation Happi-Jac 4220 manual jacks - just add motor kit for wireless remote electric
- Night shades for all windows (mini blind in kitchen to meet code)
- One-piece seamless TPO (Thermal Poly Olefin) insulated roof with 12-year manufacturer warranty
- Outside shower
- Rear roof ladder - Phat® Ladder
- Residential-style cabinet hardware
- Sealed three-burner cooktop w/oven (N/A 80RB)
- Shurflo quiet revolution water pump
- Simulated padded ceiling—Elegant look of leather and easier to clean, no odor, mold or mildew like fabric/carpet
- Sink cover cutting board (select models)
- Systems control center
- Thermopane windows - quieter, cooler and warmer (N/A 80RB)

CONSTRUCTION & SPECIAL FEATURES

Adventurer TCC Construction

Always striving to be the Best!

Best Framing

Aircraft quality welded aluminum framing with lumber core insert for superior strength and structural integrity. Adventurer frames and adds gussets around all windows, entry and baggage doors (901 SB, 910 DB and 89 RBS models).

Best Tie-Down Brackets

Adventurer believes that tie-downs are a critical construction area. That is why we use galvanized tiedown brackets bolted through our TCC laminated wing, through angle aluminum with large carriage bolts and body washers giving our Adventurer owners the tight tie-down attachments.

Best Insulation

Adventurer exclusively uses “closed cell” block foam insulation which provides more R-Value per inch than standard foam board. This is the same foam used to manufacture coffee cups which also does not allow liquid penetration.

Best Wall Supports

Adventurer always uses “custom aluminum extrusions” to create a solid side wall attachment point that cradles the side wall with full support. The wall is glued with construction adhesive, clamped and lag screwed together, giving our owners solid wall supports.




“We’re never satisfied until
Good is Better... and Better is Best”
Erdman Epp, Founder

MATCHING A CAMPER TO A TRUCK

When purchasing a truck camper, there are a few important factors to consider...

1. THE PAYLOAD CAPACITY

This may be posted in the glove box of your truck, but if not another way to determine payload capacity would be to weigh your truck full of fuel and people (don't forget the dog!) and subtract that weight from the GVWR posted on the door of your truck (see example to the right). The difference would equal your payload capacity which is the weight of camper you can carry. For example, if your truck weighs 6800lbs and the GVWR on the door reads 9900lbs, your payload would be 3100lbs (9900lbs - 6800lbs = 3100lbs).



2. ANOTHER WAY TO DETERMINE PAYLOAD

Check the tire sticker on the door post of your truck (see below). This sticker is added on newer trucks stating tire load or payload rating.



3. GVWR (Gross Vehicle Weight Rating)

Refers to the maximum weight the manufacturer rates that truck to carry, including weight of the truck with all people, cargo, fuel etc.

4. GAWR (Gross Axle Weight Rating)

Refers to the maximum rating the manufacturer rates the axles to carry. To determine these ratings on your truck with cargo (camper), weigh your truck again with just the front and then just the rear axle on the scales. This will give you your axle ratings for your truck and camper combination. These ratings are usually posted on the driver's side doorpost.

5. TIRE CAPACITY (The Rating of Your Tire)

You can find this in tiny fine print on the sidewall of your tire (see photo to the left). It's usually located behind the tire inflation number. This will usually be a direct correlation to the axle ratings and GVWR on new trucks. This will always be your weak link in your weight carrying capacity and should always be checked before carrying any load, including a passenger car for that matter. SAFETY ALERT – Always make sure you choose tires with the proper load capacity to handle whatever load you are carrying with your vehicle. Another way to determine payload is from the tire sticker on the door post of your truck (see left again). This sticker is added on newer trucks and states the tire load or payload rating.

6. COG (Center of Gravity)

Also known as Center of Balance, COG is the point that the weight of your camper is balanced. We note the COG on every camper with a large red arrow. This is determined as it is weighed and balanced post-production. Your camper COG should fall into the “load range” of your truck and you can refer to your owners manual for this measurement. As you can see in the example to the right, the COG of this camper easily falls into the load range of this truck. As the owner, it is your responsibility not to exceed the weight or COG specifications of your truck when purchasing a truck camper. Remember safety first before loading a camper on your truck. If you require assistance, please consult your dealer who can help you select aftermarket items designed to aid in this combination.



7. SUSPENSION ENHANCEMENTS

Suspension enhancements allow you to manage your load but does not change or add to a truck’s GVWR. In some areas you can make upgrades to your truck and then have it inspected by a DOT (Department of Transportation) to increase your “legal” GVWR. In other areas you can increase your “legal” GVWR at your licensing agency by simply making a payment. (Check with your local licensing agency for details)



TORKLIFT STABLE LOADS

This is a product we use and recommend. Today’s truck manufacturers market trucks to be our everyday driver, thus they want the empty loaded truck to be as smooth a ride as possible. To accomplish this they lower the overload spring (the heavy weight bearing springs) from 3” to 4” to give that smoother ride when empty. The problem with this is when you add any weight to the truck it appears to be sitting low in the rear or “overloaded” since the vehicle has had to drop before it touches the overload spring. Stable Loads by Torklift simply fill this space so that as soon as you add the load, the weight immediately sets on the overload springs, allowing your trucks suspension to do what it was designed to do, carry a load which is a camper in this case.



AIR BAGS

We use and recommend air bags in the correct application. Some truck manufacturers recommend airbags in all applications and suggest you inflate them 80 to 100 lbs in the bags. We don’t recommend air bags to be used in this way because in too many cases this will raise your camper up off of the suspension causing you to have a spongier, unsafe ride. If you choose air bags we only recommend you inflate them so that you are just touching the overload springs of your truck for the best ride and handling capabilities.

ADVENTURER

Truck Campers



3303 West Washington Ave Yakima, WA 98903



PH: 509-895-7064



@adventurercampers



www.adventurercampers.com

**A Premium RV
Manufacturer Since 1969**

