



Generations of family fun.

JAY FLIGHT WEST



TRAVEL TRAILER

JAY FLIGHT WEST



AMERICA'S #1 SELLING TRAVEL TRAILER



2+3
YEAR | YEAR
WARRANTY



Jay Flight SLX 184BS

STANDARD EXTERIOR EQUIPMENT

- Axles with electric, self-adjusting brakes and easy lube hubs
- Combered, steel box tube frame
- Fully-integrated A-frame
- Magnum Truss™ Roof System with seamless DiFlex II material
- Large exterior downspouts
- 30-amp service
- 20 lb. propane bottle
- Exterior cable TV hookup
- LED exterior lighting
- Large folding entry door handle
- G20 dark tinted safety-glass privacy windows
- Rooftop solar prep

STANDARD INTERIOR EQUIPMENT

- Solid hardwood cabinet doors
- LED interior lighting
- Wall-mounted 8,000-BTU A/C
- Vinyl flooring
- Residential-grade carpet (select models)
- Premium multimedia sound system with MP3/iPod input jacks and Bluetooth® connectivity
- Digital TV antenna
- Wardrobe/pantry storage
- Plastic sink
- Seamless solid-surface look kitchen countertops
- Brushed nickel faucets
- Heavy-duty, 75 lb., full-extension, steel ball-bearing drawer guides
- Residential-height plywood bed platforms
- Queen Serta® mattress (select models)
- 300 lb. rated bunk beds (select models)
- 4 in. thick bunk mats (select models)
- Marine-grade toilet with foot flush
- Shower curtain with curved shower track (select models)
- Wood-trimmed mirror in bathroom

BAJA PACKAGE


- 30 lb. LP bottle
- Large fresh water tank (20 gal. on 145RB & 154BH, 30 gal. on 174BH, 183RB, 184BS & 195RB)
- Flipped axle
- Goodyear® off-road tires
- Enclosed underbelly
- Double entry step
- Stabilizer jacks (4)
- Black diamond plate sidewall skirt

CUSTOMER VALUE PACKAGE (Mandatory)


- Goodyear® Endurance® tires (made in the USA)
- Water heater bypass
- 6 gal. gas/ electric DSI water heater
- Front diamond plate
- Power awning with LED lights & speakers
- Stabilizer jacks with sand pads (2)
- Spare tire with cover
- Keyed-Alike™ entry and baggage doors
- JaySMART™ (Safety Markers And Reverse Travel) LED lighting (patent-pending)
- Pleated window shades
- Range hood
- 2-burner range
- 3 cu. ft. refrigerator with temperature controls
- Microwave oven
- Bedsread (N/A 145RB & 154BH)
- Bathroom skylight

OPTIONS

- 13,500-BTU, roof-mounted A/C
- Fiberglass sidewalls
- Solar Power Package (100W roof solar panel & 30-amp digital controller)
- Baja Package








Jay Flight SLX 174BH



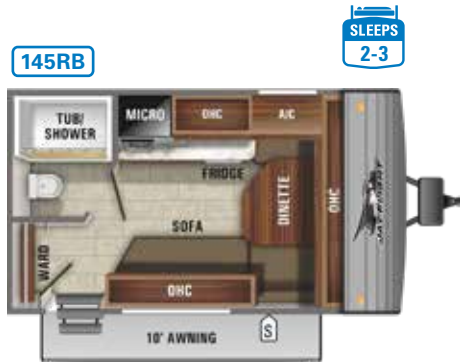
SLX 184BS Bathroom with Shower Curtain & Curved Shower Track

SLX 7 FLOORPLANS

LEGEND

-  STORAGE
-  MICRO MICROWAVE
-  OHC OVERHEAD CABINETS
-  FRIDGE REFRIGERATOR
-  WARD WARDROBE

Scan QR code to view 360° tours



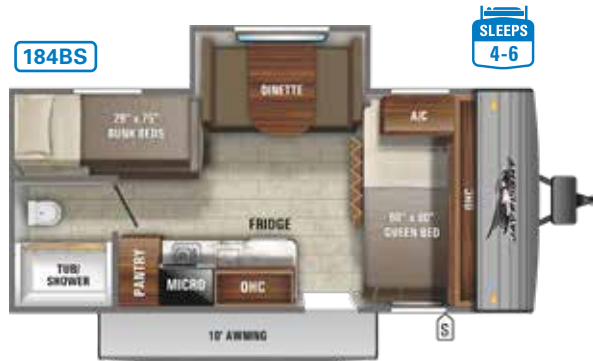
Ext. Lgth: **16' 8"** Weight: **2,465 lbs.** Hitch: **205 lbs.**



Ext. Lgth: **18' 0"** Weight: **2,645 lbs.** Hitch: **335 lbs.**



Ext. Lgth: **21' 1"** Weight: **3,270 lbs.** Hitch: **290 lbs.**



Ext. Lgth: **21' 7"** Weight: **3,380 lbs.** Hitch: **375 lbs.**



Ext. Lgth: **21' 8"** Weight: **3,075 lbs.** Hitch: **300 lbs.**



Ext. Lgth: **21' 10"** Weight: **2,940 lbs.** Hitch: **270 lbs.**

SPECS

Scan QR code for specification definitions



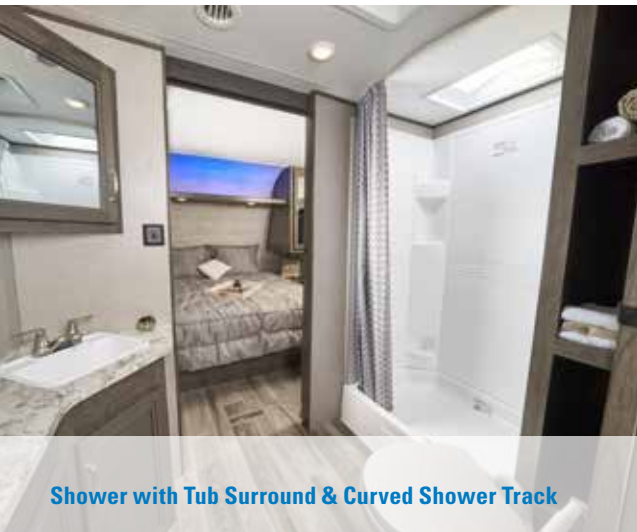
FLOORPLAN	EXTERIOR TRAVEL LENGTH	EXTERIOR WIDTH	EXTERIOR HEIGHT (WITH A/C)	INTERIOR HEIGHT	UNLOADED VEHICLE WEIGHT	DRY HITCH WEIGHT	GVWR	CARGO CARRYING CAPACITY	FRESH WATER CAPACITY (INCLUDING WATER HEATER)	GRAY WASTE WATER CAPACITY	BLACK WASTE WATER CAPACITY	SLEEPING CAPACITY
145RB	16' 8"	7' 1"	9' 2"	6' 6"	2,465	205	3,200	735	25	19.9	19.9	2-3
154BH	18' 0"	7' 1"	9' 10"	6' 6"	2,645	335	3,450	805	25	19.9	19.9	4
183RB	21' 1"	7' 1"	10' 3"	6' 6"	3,270	290	4,150	880	36	19.9	19.9	2-4
184BS	21' 7"	7' 1"	10' 0"	6' 6"	3,380	375	4,300	920	36	19.9	19.9	4-6
174BH	21' 8"	7' 1"	9' 2"	6' 6"	3,075	300	3,750	675	36	19.9	19.9	4-5
195RB	21' 10"	7' 1"	9' 9"	6' 6"	2,940	270	3,750	810	36	19.9	19.9	3-4

Some specs at the time of print may include estimates. For the most updated information, please visit Jayco.com.


SLX 8



Jay Flight SLX 275RLSW Shown in Charcoal Interior Design



Shower with Tub Surround & Curved Shower Track



Bedroom with LED Accent Lighting & Standard Bedspread (Pillows Not Included)

TRUFFLE	CHARCOAL
	
MAIN FABRIC	MAIN FABRIC
	
ACCENT FABRIC	ACCENT FABRIC
	
WOOD	
	
FLOOR	
	
COUNTERTOP	

SLX 8 STANDARDS & OPTIONS

STANDARD EXTERIOR EQUIPMENT

Axles with electric, self-adjusting brakes and easy-lube hubs
Galvanized steel, impact-resistant wheel wells
I-Class™ cambered structural steel I-beams
Fully-integrated A-frame
Black tank flush
5/8 in. tongue-and-groove plywood floor decking
Magnum Truss™ Roof System with plywood decking and seamless DiFlex II material
2-sided reflective foil insulation in flush floor slideout floors
13,500 BTU roof-mounted A/C
30-amp service
20 lb. propane bottles (2)
Pull-out camp kitchen (select models)
Exterior TV bracket
LED exterior lighting
G20 dark tinted safety-glass privacy windows

STANDARD INTERIOR EQUIPMENT

81 in. ceiling height
Solid hardwood cabinet doors
LED interior lighting
Wardrobe/pantry storage
J-Steel™ jackknife sofa
Vinyl flooring
Residential-grade carpet (select models)
Premium multimedia sound system with DVD/MP3/iPod input jacks and Bluetooth® connectivity
Digital TV antenna
Cable/satellite TV hookup
Smoked-glass cabinet door inserts (select models)
Large 50/50 acrylic kitchen sink
Brushed nickel faucets
Heavy-duty, 75 lb., full-extension, steel ball-bearing drawer guides
Residential-height plywood bed platforms
Bedroom doors in place of curtains (select models)
Queen bed struts
Queen Serta® mattress
Bedroom LED accent lighting

300 lb. rated bunk beds (select models)
600 lb. rated bunk beds (double bunks only)
Privacy curtains in bunk areas (select models)
4 in. thick bunk mats (select models)
Marine-grade toilet with foot flush
Tub surround
Bathroom exhaust vent
Shower curtain with curved shower track (select models)
Wood-trimmed mirror in bathroom

CUSTOMER VALUE PACKAGE (MANDATORY)

Goodyear® Endurance® tires (made in the USA)
6 gal. gas/electric DSI water heater
Water heater bypass
Front diamond plate
Keyed-Alike™ entry and baggage doors
Outside shower
Power awning with speakers and LED lights
Spare tire with cover
Stabilizer jacks (4)
Hitch light
Rooftop solar prep
JaySMART™ (Safety Markers And Reverse Travel) LED lighting (patent-pending)
Large folding entry door grab handle
Power tongue jack
Pleated window shades
Range hood
3-burner range with glass cover
6 cu. ft. stainless steel refrigerator with temperature controls
Oven with glass door and interior light
Stainless steel microwave oven
Bedspread
Bathroom skylight

ROCKY MOUNTAIN EDITION PACKAGE (OPTIONAL)

2nd fresh water tank– 80 gal. total capacity
Deluxe colored metal
Decorative slide room lighting
8 cu. ft. refrigerator

Pull-out kitchen faucet with sprayer
Sink cover and one rolling drying rack
Kitchen backsplash
Bathroom medicine cabinet
Porcelain foot flush toilet

BAJA EDITION PACKAGE (OPTIONAL)

30 lb. propane bottles (2)
Flipped axle
16 in. Goodyear® off-road tires
Triple tread step

OPTIONS

Rocky Mountain Edition Package
Baja Edition Package
15,000 BTU roof-mounted A/C
50-amp service (286BHSW & 287BHSW)
Roof ladder
Exterior bumper-mount grill
Cargo accessory receiver (N/A 212QBW, 224BHW, 264BHW & 267BHSW)
Aluminum rims (N/A with Baja Edition Package)
Enclosed underbelly
Thermal Package: insulated, heated, and enclosed underbelly and reflective foil insulation in main roof and slideout floors
Chil N' Stor (245RLSW & 264BHW)
MORryde® StepAbove™ entry steps
30 lb. propane bottles (standard with the Baja Edition Package option)
Solar Power Package (100W roof solar panel & 30-amp digital controller)
LED TV
Free-standing table with 4 chairs (245RLSW, 267BHSW & 275RLSW)
Hide-a-bed with tri-fold mattress (237RBSW, 267BHSW, 275RLSW, 285RLSW & 287BHSW)

SLX 8 FLOORPLANS

Scan QR code to view 360° tours



LEGEND

- STORAGE
- MICRO MICROWAVE
- OHC OVERHEAD CABINETS
- FRIDGE REFRIGERATOR
- WARD WARDROBE

OPTIONS



237RBSW

OPTIONS **B**
SLEEPS **2-4**



Ext. Lgth: **26' 10"** Weight: **TBD** Hitch: **TBD**

224BHW

SLEEPS **7-8**



Ext. Lgth: **27' 1"** Weight: **4,350 lbs.** Hitch: **410 lbs.**

245RLSW

OPTIONS **A, C**

SLEEPS **4-6**



Ext. Lgth: **28' 1"** Weight: **TBD** Hitch: **TBD**

248RBSW

SLEEPS **4-5**



Ext. Lgth: **28' 8"** Weight: **TBD** Hitch: **TBD**

242BHSW

SLEEPS **7-8**



Ext. Lgth: **29' 4"** Weight: **5,400 lbs.** Hitch: **680 lbs.**

264BHW

OPTIONS **A**

SLEEPS **8-9**



Ext. Lgth: **29' 5"** Weight: **4,550 lbs.** Hitch: **465 lbs.**



Ext. Lgth: 30' 4" Weight: 5,656 lbs. Hitch: 645 lbs.



Ext. Lgth: 30' 8" Weight: 5,815 lbs. Hitch: 695 lbs.



Ext. Lgth: 33' 2" Weight: TBD Hitch: TBD



Ext. Lgth: 33' 5" Weight: TBD Hitch: TBD

SPECS

Scan QR code for specification definitions



FLOORPLAN	EXTERIOR TRAVEL LENGTH	EXTERIOR WIDTH	EXTERIOR HEIGHT (WITH A/C)	INTERIOR HEIGHT	UNLOADED VEHICLE WEIGHT	DRY HITCH WEIGHT	GVWR	CARGO CARRYING CAPACITY	FRESH WATER CAPACITY (INCLUDING WATER HEATER)	GRAY WASTE WATER CAPACITY	BLACK WASTE WATER CAPACITY	SLEEPING CAPACITY
212QBW	25' 8"	8' 0"	10' 7"	6' 9"	4,135	460	6,000	1,865	46	39	39	4-5
237RBSW	26' 10"	8' 0"	11' 0"	6' 9"	TBD	TBD	TBD	TBD	46	39	39	2-4
224BHW	27' 1"	8' 0"	10' 7"	6' 9"	4,350	410	6,000	1,650	48	39	39	7-8
245RLSW	28' 1"	8' 0"	11' 1"	6' 9"	TBD	TBD	TBD	TBD	86	39	39	4-6
248RBSW	28' 8"	8' 0"	11' 1"	6' 9"	TBD	TBD	TBD	TBD	82	39	39	4-5
242BHSW	29' 4"	8' 0"	11' 1"	6' 9"	5,400	680	7,250	1,850	44	39	39	7-8
264BHW	29' 5"	8' 0"	10' 7"	6' 9"	4,550	465	6,500	1,950	48	39	39	8-9
267BHSW	30' 4"	8' 0"	11' 4"	6' 9"	5,656	645	7,500	1,844	44	39	39	8-10
275RLSW	30' 8"	8' 0"	11' 3"	6' 9"	5,815	695	7,800	1,985	46	39	39	3-5
286BHSW	33' 2"	8' 0"	11' 3"	6' 9"	TBD	TBD	TBD	TBD	86	78*	39	8-10
287BHSW	33' 5"	8' 0"	11' 5"	6' 9"	TBD	TBD	TBD	TBD	86	39	39	8-10

Some specs at the time of print may include estimates. For the most updated information, please visit Jayco.com.

*Indicates split tanks

JAY FLIGHT




Jay Flight 28RLS Shown in Modern Farmhouse Interior Design

Jay Flight 28RLS Shown in Cashmere Cottage Interior Design



28RLS Bathroom with Glass Shower Door



Residential-Height Plywood Bed Platforms



Jay Flight 28RLS Shown with Optional Fiberglass Sidewalls

JAY FLIGHT STANDARDS & OPTIONS

STANDARD EXTERIOR EQUIPMENT

Axles with electric, self-adjusting brakes and easy-lube hubs
 I-Class™ cambered structural steel I-beams
 Fully integrated A-frame
 5/8 in. tongue-and-groove plywood floor decking
 Magnum Truss™ Roof System with plywood decking and seamless DiFlex II material
 2-sided, reflective foil insulation in flush-floor slideout room floors
 Large exterior downspouts
 30 in. x 72 in. main entrance door
 Galvanized-steel, impact-resistant wheel wells
 30-amp service
 Utility lighting system
 Front diamond plate
 Stabilizer jacks (4)
 Exterior TV bracket
 LED exterior lighting
 G20 dark tinted safety-glass privacy windows
 LP quick-connect (outside gas grill prep)

STANDARD INTERIOR EQUIPMENT

81 in. ceiling height
 Solid hardwood cabinet doors
 LED interior lighting
 Wardrobe/pantry storage
 Decorative dinette and slideout room lighting (SuperSlide models)
 Hidden-switch command/charging center
 Backup/security camera prep
 J-Steel™ jackknife sofa
 Vinyl flooring
 Residential-grade carpet (select models)
 Vented windows in slideout room end walls (SuperSlide models)
 Pleated window shades
 Smoked-glass cabinet door inserts (select models)
 Adjustable and removable dinette table (main booth dinette only)
 Seamless solid-surface look kitchen countertops
 3-burner range with glass cover
 Oven with glass door and interior light
 Heavy duty, 75 lb., full-extension, steel ball-bearing drawer guides
 Range hood
 Brushed nickel faucets
 Vented kitchen window
 Queen Serta® mattress
 Cubby storage area under bed (select models)
 Residential-height plywood bed platforms
 Main bed struts
 300 lb. rated bunk beds (select models)
 600 lb. rated bunk beds (double bunks)
 Privacy curtains in bunk areas (select models)
 Vented bunk windows (select models)

4 in. thick bunk mats (select models)
 Wooden bedroom doors (select models)
 Glass shower door (select models)
 Shower curtain with curved shower track (select models)

CUSTOMER VALUE PACKAGE (MANDATORY)

13,500-BTU, roof-mounted A/C
 30 lb. propane bottles with cover (2)
 6 gal. gas/electric DSI water heater (10 gal. in 38BHDS & 38FDDS)
 Cable/satellite TV hookup
 Digital TV antenna
 Goodyear® Endurance® tires (made in the USA)
 Outside shower
 Power tongue jack
 Spare tire with cover
 Water heater bypass
 Power awning with speakers and LED lights
 Keyed-Alike™ entry and baggage doors
 JaySMART™ (Safety Markers And Reverse Travel) LED lighting (patent-pending)
 Roof ladder
 8 cu. ft. gas/electric refrigerator (N/A 38BHDS & 38FDDS)
 Bathroom power vent
 Bathroom skylight
 Tub surround

ELITE PACKAGE (MANDATORY)

Black tank flush
 Second fresh water tank (total 80 gal. capacity)
 Large main entry door grab handle
 Rooftop solar prep
 Aluminum rims
 Hardwood frame mission-style cabinet doors
 Premium multimedia sound system with DVD/MP3/iPod input jacks and Bluetooth® connectivity
 Dual USB and 12V charging port
 Stainless kitchen appliances
 Upgraded kitchen faucet with pull-out sprayer
 Kitchen sink covers and rolling drying rack
 Deluxe bedspread with pillows
 Serta® mattress
 Porcelain foot flush toilet

OPTIONS

15,000-BTU roof-mounted A/C
 Thermal Package: insulated, heated, and enclosed underbelly and reflective foil insulation in main roof and slideout floors
 Exterior bumper-mount grill

Cargo accessory receiver
 Electric stabilizer jacks (4)
 Fiberglass sidewalls
 Patio door (29RKS & 34RSBS) (standard on 38BHDS & 38FDDS)
 MORryde® StepAbove™ entry steps
 Solar Power Package (100W roof solar panel & 30-amp digital controller)
 50-amp service with second A/C prep (select models) (standard on 34RSBS & 34RLOK)
 Wall-hugger theater seating (select models)
 Rear sofa with folding bunk (33RBTS)
 JAYCOMMAND® "Smart RV" system with TPMS (Tire Pressure Monitoring System)
 Fireplace (29RKS, 28BHBE, 32BHDS, 32TSBH, 33RBTS & 38BHDS) (standard on 31MLS, 34RSBS & 34RLOK)
 Free-standing table with 4 chairs (select models) (standard in 31MLS & 34RLOK)
 LED TV
 Hide-a-bed with tri-fold mattress (select models)
 Kitchen skylight with shade
 10 cu. ft. 12V stainless steel refrigerator (N/A in 38FDDS & 38BHDS)
 King bed
 2nd A/C in bedroom (select models)
 Front quad bunk (38BHDS)
 Front queen bed (38BHDS)

CASHMERE COTTAGE



WOOD



MAIN FABRIC



FLOOR



ACCENT FABRIC



COUNTERTOP

MODERN FARMHOUSE



WOOD



MAIN FABRIC



FLOOR



ACCENT FABRIC








COUNTERTOP

JAY FLIGHT FLOORPLANS

Scan QR code to view 360° tours



LEGEND

-  STORAGE
-  MICRO MICROWAVE
-  OHC OVERHEAD CABINETS
-  FRIDGE REFRIGERATOR
-  WARD WARDROBE

OPTIONS



24RBS OPTIONS A, F



Ext. Lgth: 28' 10" Weight: 5,560 lbs. Hitch: 645 lbs.

28RLS OPTIONS A, B, C, F



Ext. Lgth: 32' 7" Weight: 6,535 lbs. Hitch: 785 lbs.

28BHS OPTIONS B, C, F



Ext. Lgth: 33' 4" Weight: 6,765 lbs. Hitch: 830 lbs.

28BHE OPTIONS B, C, F



Ext. Lgth: 33' 7" Weight: 6,640 lbs. Hitch: 680 lbs.

29RKS OPTIONS A, B, C, F



Ext. Lgth: 33' 11" Weight: 6,750 lbs. Hitch: 820 lbs.

31MLS OPTIONS C, F



Ext. Lgth: 35' 7" Weight: 7,975 lbs. Hitch: 1,095 lbs.

32BHDS OPTIONS B, C, F



Ext. Lgth: 36' 4" Weight: 8,070 lbs. Hitch: 920 lbs.

32TSBH OPTIONS B, C, F



Ext. Lgth: 36' 4" Weight: 8,615 lbs. Hitch: 765 lbs.

34RSBS OPTIONS A, D, F



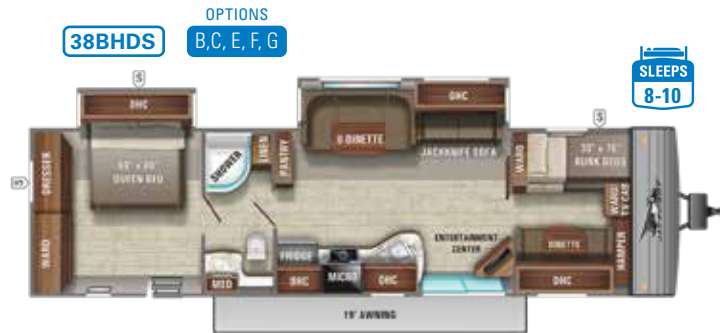
Ext. Lgth: 37' 8" Weight: 8,890 lbs. Hitch: 1,330 lbs.



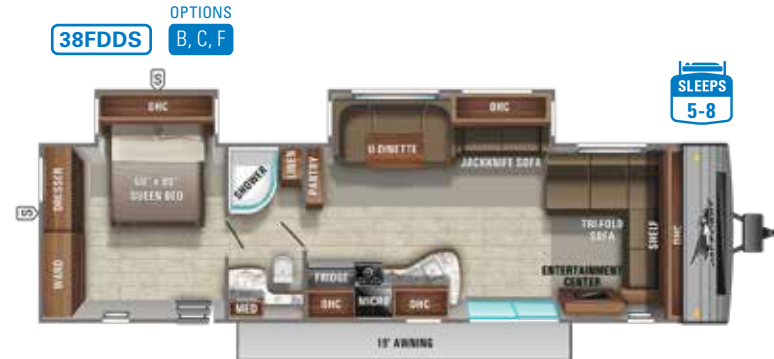
Ext. Lgth: 37' 10" Weight: 8,750 lbs. Hitch: 1,045 lbs.



Ext. Lgth: 37' 10" Weight: TBD Hitch: TBD



Ext. Lgth: 40' 6" Weight: 8,440 lbs. Hitch: 1,135 lbs.



Ext. Lgth: 40' 6" Weight: 8,330 lbs. Hitch: 1,060 lbs.

SPECS

Scan QR code for specification definitions



FLOORPLAN	EXTERIOR TRAVEL LENGTH	EXTERIOR WIDTH	EXTERIOR HEIGHT (WITH A/C)	INTERIOR HEIGHT	UNLOADED VEHICLE WEIGHT	DRY HITCH WEIGHT	GVWR	CARGO CARRYING CAPACITY	FRESH WATER CAPACITY (INCLUDING WATER HEATER)	GRAY WASTE WATER CAPACITY	BLACK WASTE WATER CAPACITY	SLEEPING CAPACITY
24RBS	28' 10"	8' 0"	11' 2"	6' 9"	5,560	645	7,500	1,940	82	39	39	4-5
28RLS	32' 7"	8' 0"	11' 2"	6' 9"	6,535	785	8,800	2,265	82	39	39	4-6
28BHS	33' 4"	8' 0"	11' 2"	6' 9"	6,765	830	8,850	2,085	82	78*	39	8-10
28BHBE	33' 7"	8' 0"	11' 2"	6' 9"	6,640	680	9,250	2,610	82	39	39	8-10
29RKS	33' 11"	8' 0"	11' 2"	6' 9"	6,750	820	9,500	2,750	86	78*	39	4-6
31MLS	35' 7"	8' 0"	11' 2"	6' 9"	7,975	1,095	10,250	2,275	86	78*	39	3-4
32BHDS	36' 4"	8' 0"	11' 2"	6' 9"	8,070	920	10,250	2,180	86	41*	39	8-10
32TSBH	36' 4"	8' 0"	11' 2"	6' 9"	8,615	765	10,950	2,335	86	41*	39	8-10
34RSBS	37' 8"	8' 0"	11' 2"	6' 9"	8,890	1,330	11,250	2,360	86	71.5*	39	4-6
33RBTS	37' 10"	8' 0"	11' 2"	6' 9"	8,750	1,045	10,950	2,200	86	71.5*	39	8-10
34RLOK	37' 10"	8' 0"	11' 2"	6' 9"	TBD	TBD	TBD	TBD	86	78*	39	4-5
38BHDS	40' 6"	8' 0"	11' 2"	6' 9"	8,440	1,135	10,950	2,510	90	39	39	8-10
38FDDS	40' 6"	8' 0"	11' 2"	6' 9"	8,330	1,060	10,950	2,620	90	39	39	5-8

Some specs at the time of print may include estimates. For the most updated information, please visit Jayco.com.

*Indicates split tanks

#1 SELLING TRAVEL TRAILER

SINCE 2005



50 percent Stronger

4,500 lbs. on a Jayco roof vs. other roofs



Jayco's roof vs. other roofs

2+3 Travel With Confidence
YEAR | YEAR
LIMITED | STRUCTURAL
WARRANTY

NO ONE OFFERS A BETTER WARRANTY

At Jayco, we build our RVs to handle every adventure, then back them with our industry-leading 2+3 limited warranty. Our 2-year limited warranty has you covered for 2 camping seasons. That's 730 days. In addition, our 3-year structural limited warranty has you covered for 3 camping seasons or 1,095 days. You won't find a better limited warranty in the business, because the only strings that we attach are those that deliver the ultimate in reliability. That's the Jayco difference. So go explore. For a copy of our 2-year limited + 3-year structural limited warranty with complete terms and conditions, please contact your local Jayco dealer.



Each Jayco RV is built with locks which are keyed-alike allowing you to lock and unlock all of your doors with the same key to keep your gear secure.

Entry Doors • Compartment Doors

JAYCOMMAND[®]

The JAYCOMMAND[®] system puts RVers in full control of their unit. The system was custom-built by our product development teams along with BMAPRO[®], so that owners can monitor and control key RV operations from a phone or a tablet.

(JAYCOMMAND[®] is optional on Jay Flight products).

GOODYEAR

MADE IN USA



Featuring Durawall[®] Technology - ENGINEERED to help you tow with confidence

From the sales experience to service after the sale, we consider our dealers to be an important part of the Jayco family. Establishing a solid relationship with your local Jayco dealer is a key component in the enjoyment of your new Jayco. By purchasing from a local dealer, you will have a convenient location for sales, parts and service support. We hope you consider them a part of your camping family.

Meet your Jayco Dealer _____



Jayco, Inc. | P.O. Box 460 | Middlebury, IN 46540

See dealer for further information and prices. All information in this brochure and on www.jayco.com is the latest available at the time of publication approval. Jayco reserves the right to make changes and to discontinue models without notice or obligation. Photography may show optional equipment or props used for decoration purposes only. RVs built for sale in Canada may differ to conform to Canadian codes. JAYCO and the JAYCO BIRD IN FLIGHT are registered trademarks of Jayco, Inc. Printed in USA 10/20 ©2020 Jayco, Inc.

Follow Jayco
#LetsJayco

