



ULTRA POSH DIESEL CLASS A COACH


# TUSCANY

MANUFACTURED BY THOR MOTOR COACH

MORE INFO AT:  [TUSCANYRV.COM](http://TUSCANYRV.COM)







THERE IS NO COMPETITION TO A TUSCANY WHEN IT COMES TO LUXURY AND SOPHISTICATION. EVEN MORE SO IN ITS PRICE CATEGORY. YOU WILL ENJOY A COMBINATION OF HIGH-END LUXURY AMENITIES AND ELEGANT AUTOMOTIVE DESIGN. POWER-PACKED FEATURES.



DESIGNED AND BACKED BY THE INDUSTRY LEADER, THOR MOTOR COACH. WITH TUSCANY, THEY'LL KNOW YOU HAVE ARRIVED.



Rocky Road full-body exterior paint





*A combination of high-end amenities and elegant automotive design make the Tuscany the very best. One look and you'll agree, contemporary decor and old world craftsmanship set Tuscany apart from other Class A diesels.*



42WX with Corinth Cream interior and Glazed Resort Cherry cabinetry



GLAZED OLYMPIC CHERRY




GLAZED RESORT CHERRY



TWILIGHT SPLENDOR



CORINTH CREAM



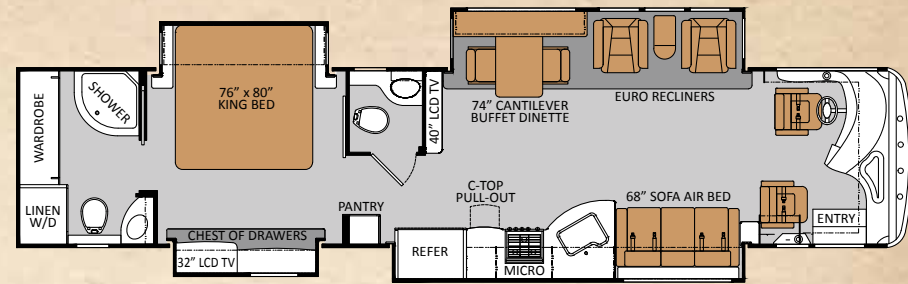
GEMSTONE





## 42RQ

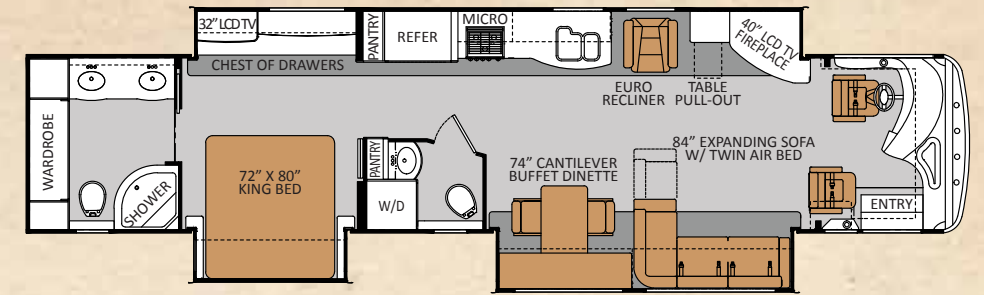
Chassis	Freightliner XC
Gross Vehicle Weight Rating (GVWR)	44,600
Gross Combined Weight Rating (GCWR)	54,600
Wheel Base	266"
Exterior Length (without ladder)	42'-9"
Exterior Height (with air conditioning)	12'-9"
Exterior Width (without mirrors)	101"
Interior Height	85"
Awning Size	13'
Fuel (gallons)	100
LPG (pounds)	81
Fresh / Waste / Grey Water (gal)	91 / 51 / 51
Furnace (BTUs)	65,000
Exterior Storage Capacity (cubic feet)	215



## 42RQ

## 45LT

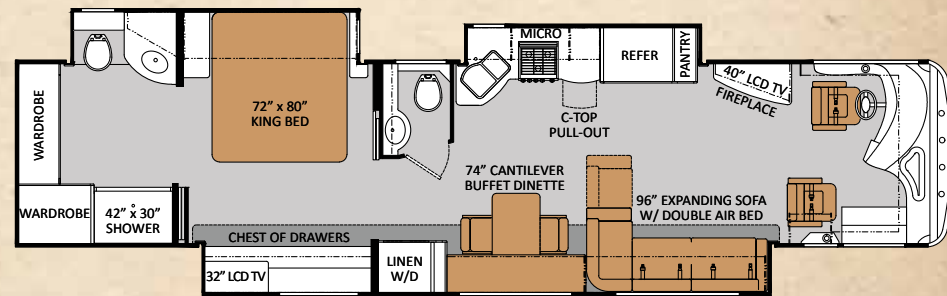
Chassis	Freightliner XC
Gross Vehicle Weight Rating (GVWR)	44,600
Gross Combined Weight Rating (GCWR)	54,600
Wheel Base	291"
Exterior Length (without ladder)	44'-10"
Exterior Height (with air conditioning)	12'-9"
Exterior Width (without mirrors)	101"
Interior Height	85"
Awning Size	13'
Fuel (gallons)	100
LPG (pounds)	81
Fresh / Waste / Grey Water (gal)	91 / 51 / 51
Furnace (BTUs)	65,000
Exterior Storage Capacity (cubic feet)	260



## 45LT

## 42WX

Chassis	Freightliner XC
Gross Vehicle Weight Rating (GVWR)	44,600
Gross Combined Weight Rating (GCWR)	54,600
Wheel Base	266"
Exterior Length (without ladder)	42'-9"
Exterior Height (with air conditioning)	12'-9"
Exterior Width (without mirrors)	101"
Interior Height	85"
Awning Size	13'- STD / 10' -OPT
Fuel (gallons)	100
LPG (pounds)	81
Fresh / Waste / Grey Water (gal)	91 / 51 / 51
Furnace (BTUs)	65,000
Exterior Storage Capacity (cubic feet)	215



## 42WX

### 45LT with Glazed Resort Cherry cabinetry



## IT'S WHAT YOU DON'T SEE THAT MATTERS.


CHASSIS: Freightliner XC Raised Rail Chassis with Cummins ISC or ISL engines, 160-amp, 12-volt Alternator, In-Block, 1,000 Watt Engine Heater, 6-Speed Allison MH-3000 Automatic Transmission, 22.5" Radial Tires with Aluminum Wheels, Full Air Brakes, Air-Ride Suspension, Haldex Purest Air Plus Heated Air Dryer, Meritor Anti-Lock Brakes, Sachs Shock Absorbers, 15,000 lb Trailer Hitch, Fully Automatic 4 Point Leveling Jacks and more.



### CONSTRUCTION:

Walls feature an interior panel, 1-1/2" block foam insulation, lauan backer, exterior fiberglass and aluminum frame tubing. Ceilings are padded, feature lauan wood, have AC ducting, fiberglass roof cap, insulated and aluminum tube framed. Floors feature carpet, porcelain tile, structure wood floor base, block foam laminated to weather resistant underbelly and steel rugged steel frame. All Thor Motor Coaches are built to higher standards, specifications and quality materials.


### WALLS




### CEILING



### CARPET



### TILE



### BURLED BEACH FULL BODY PAINT



### ROCKY ROAD FULL BODY PAINT



### MIDNIGHT EMBER FULL BODY PAINT



### STORM SHADOW FULL BODY PAINT

**IMPORTANT—PLEASE READ:** Information published within this brochure reflects product design, fabrication, material, components and specifications at the date of printing. If your vehicle was manufactured before this brochure was published this information may not be accurate because vehicles assembled before the brochure was published may not have the same design, fabrication, materials, components and specification as represented in the brochure. If your vehicle was manufactured after this sales brochure was published the representations may not be accurate because, for product improvement reasons, we reserve the unilateral right, at any time, without prior notice, to make changes in product design, material, components and specifications. The date the brochure was published (i.e. "Julian date") is set forth on the last page of the brochure. IF CERTAIN INFORMATION PUBLISHED WITHIN THIS BROCHURE IS SIGNIFICANT TO YOUR PURCHASING DECISION, PLEASE CONSULT WITH YOUR SELLING DEALERSHIP TO CONFIRM THAT THE INFORMATION IS ACCURATE WITH RESPECT TO THE VEHICLE YOU ARE CONSIDERING PURCHASING. Photographs in the brochure may depict optional equipment or may only be available in certain floor plans. We reserve the right to make changes in prices and models and to discontinue models without notice or obligation. Components, appliances and the chassis may have been manufactured in a calendar year before the vehicle's designated model year. All capacities are approximate. The actual length of the vehicle may differ from that indicated in the brochure due to variances in the manufacturing processes and/or installed components. All dry weights are based on standard model features and do not include optional features or equipment. Components, appliances and features may differ to conform to local codes. Due to EPA environmental restrictions, engine power and torque ratings may change during any model year. The Thor Motor Coach logo and its design are registered trademarks. Other products and company names are trademarks and/or registered trademarks of their respective manufacturer. While the color of the motorhome's exterior and the interior fabrics depicted in this brochure are fair and reasonable depictions, the colors depicted may not be exact match of the actual colors because of variances in photo processing and printing. Component part and appliance manufacturers issue limited warranties covering portions of the vehicle not covered under the limited warranty we issue. To learn specific details regarding warranty coverage please consult your selling dealership or review the warranty packet inside the vehicle.



# STANDARD FEATURES AND OPTIONS

## CHASSIS

- Freightliner XC Raised Rail Chassis
- 450-HP Cummins ISL Engine with 1,250 ft lb Torque
- 6 Speed Allison MH-3000 Automatic Transmission
- ZF Independent Front Suspension with 60" Wheel Cut
- Radial Tires with Aluminum Wheels 295/80R-22.5
- Full Air Brakes
- Air-Ride Suspension
- 2 Stage Engine Brake
- Dual Fuel Fills
- Emergency Start Circuit
- Full Width Stainless Stone Guard with TUSCANY Emblem
- 15,000 lb Trailer Hitch
- Automatic Hydraulic Leveling Jacks

## CONSTRUCTION & EXTERIOR

- Front, Rear and Roof Caps
- Tinted One Piece Windshield
- Black Framed Dual Pane Radius Corner Windows
- Full Body Paint with Gel Coat Wall
- Invisible Bra
- Color Coordinated Awning Package: Electric Entry Door Awning and Electric Patio Awning
- Slide Out Topper Awnings
- Fog Lights
- Two Patio Lights (One each side)
- Full Basement, Pass-Through Storage
- Side-Hinged Locking Aluminum Compartment Doors
- Lighted Storage Compartments
- Easy Slide Storage Tray
- Rear Ladder
- Color Coordinated Window Awnings

## CONSTRUCTION & EXTERIOR OPTION

- 2nd Electric Patio Awning (42WX Only)

## AUTOMOTIVE & COCKPIT

- Electric Windshield Day/Night Privacy Shade
- Manual Side Day/Night Privacy Shades
- 6-Way Power UltraLeather Driver Seat
- 6-Way Power UltraLeather Oversized Passenger Seat w/ Electric Footrest
- Driver and Passenger Overhead Storage Cabinetry
- Drink Holders
- Map Lights
- VIP Smart Wheel
- Tilt/Telescoping Steering Column
- Front Mount Chrome Power Mirrors with Heat & Integrated Side Cameras
- Electronic Cruise Control
- Air Horns
- Dash Fans
- Electric Step Cover

## MULTIMEDIA

- 40" High Definition LCD TV in Living Room
- 32" High Definition LCD TV in Bedroom
- 32" High Definition LCD TV in Exterior Entertainment Center
- Digital Touch-Screen Multi-Media System with 3-Camera Color Back-Up Monitor
- Surround Sound Home Theater with Blu-Ray
- Satellite Dish Prep

## MULTIMEDIA OPTIONS

- 32" High Definition LCD TV in Cockpit
- In-motion Satellite Dish (HD capable with Dish Network)

## INTERIOR

- Hardwood Raised Panel Cabinet Doors, Stiles & End Panels
- Solid Surface Countertops Throughout
- Day/Night Roller Shades in Living Area and Bedroom
- Porcelain Tile Flooring Throughout
- LED Ceiling Lighting Throughout
- Fireplace
- UltraLeather Expanding 'J' Lounge-Passenger Side (42WX & 45LT)
- UltraLeather Sofa/Air Bed -Passenger Side (42RQ Only)
- Dual Euro Recliners with EndTable - Driver Side (42RQ Only)
- Euro Recliner - Driver Side (45LT Only)
- Cantilever Buffet with Additional Storage and Four Chairs (2 Fixed and 2 Folding)
- King Bed with Pillow Top Mattress
- Bedspread with Throw Pillows

## INTERIOR OPTIONS

- Ultra Leather Sofa/Air Bed -Driver Side (42RQ Only)
- Sofa & Dinette Ensemble (Replaces Buffet & Euro Recliners/J-Sofa) (Eliminates Exterior Entertainment Center on 45LT)
- Dream Dinette (42RQ Only)
- Bedroom Ceiling Fan

## KITCHEN

- Stainless Steel Residential Refrigerator w/ In-Door Ice & Water Dispenser
- 3 Burner Cooktop
- 1.8 Cu Ft Stainless Steel Space Saver Microwave/Convection Oven
- Single Lever Faucet with Sprayer and Water Filter Faucet
- Fantastic® Power Vent with Rain Sensor & Remote

## KITCHEN OPTION

- Residential Dishwasher Drawer

## ELECTRICAL & PLUMBING

- Triple 13.5 BTU Ducted Whisper Air System
- Central Vacuum System with Toe Kick Dustpan
- 50-amp, 120-volt Service
- Onan RV QD 8000 Diesel Generator
- Automatic Generator Start System
- 2000-watt inverter / 100-amp Converter
- (4) 6-volt Auxiliary House Batteries
- Battery Disconnect
- Carbon Monoxide, LP gas, and Smoke Detectors
- Monitor Panel with LPG Readout
- Aqua-Hot 400D Hydronic Coach & Water Heating System
- Stackable Washer & Dryer
- Full Height Shower with Door
- Skylight in Shower
- Foot Flush Porcelain Toilet w/ Sprayer
- Enclosed Heated Potable and Holding Tanks
- Black Tank Flush
- E-Z Flow Water Panel with Whole-House Water Filtration
- Exterior Shower
- 12V Power Cord Reel

# TUSCANY



YOUR LOCAL TMC DEALER:



Go RVing.



P.O. BOX 1486 • ELKHART, IN 46515 • CUSTOMER SERVICE: 800-860-3812 • SALES DEPARTMENT: 800-860-5658 • [TUSCANYRV.COM](http://TUSCANYRV.COM)

COPYRIGHT THOR MOTOR COACH, INC. © 2012

