



Alta

TRAVEL TRAILERS



EAST WEST
Alta

Alta
Travel Trailers

EastToWestRV.com/Alta
A DIVISION OF FOREST RIVER





2850 KRL



King Size Bed
(Standard in Most Models)

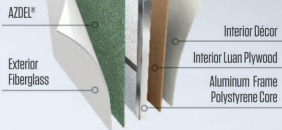
Under Bed Storage
(Standard in Most Models)



30 x 36 Residential Shower



EXTENDED CLIMATE GUARD



- | | | | |
|--|---|---|---|
| <ul style="list-style-type: none"> 1 R15 *, 1" x 3" Aluminum double welded floor joist, 16" on center 2 Thermofoil insulation with glued and screwed 5/8" tongue & groove plywood floor 3 R9 *, 2" Aluminum double welded sidewalls 4 Laminated sidewalls with Azdel® on board 5 R15 *, Aluminum trussed vacuum-bonded roof | <ul style="list-style-type: none"> 6 One-piece Dicor II® roof with 12 year limited warranty 7 Automotive painted fiberglass front cap with diamond plate rock guard & LED marker lights 8 Heavy duty slam-latch baggage doors with drop frame and finished pass thru storage 9 4- Power stabilizer jacks with individual controls | <ul style="list-style-type: none"> 10 Twin 20 LB LP bottles with auto switch over & easy access cover 11 14,500 BTU ducted A/C 12 Electric power tongue jack with LED light 13 Aluminum tread triple entry step 14 Aluminum wheels with nitrogen filled tires 15 Drop frame | <ul style="list-style-type: none"> 16 Tinted safety glass windows 17 Enclosed and forced-air heated underbelly 18 One piece Congoleum® linoleum flooring throughout walls & roof 19 High density block foam insulated laminated walls & roof 20 Aluminum framed insulated front cap 21 35,000 BTU furnace |
|--|---|---|---|

* EQUIVALENT THERMAL RESISTANCE, R-VALUE



Outside Kitchen



Solid Entry Step with Tool Box
(Optional)



Universal Docking Station



Shower Port



Large Drop Frame
Pass Through Storage

Alta Standards & Options

Luxe Décor Package (Mandatory)

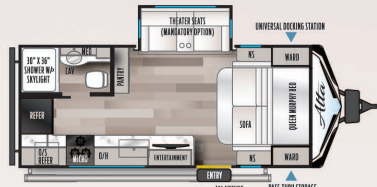
- ▶ 81" Interior Ceiling Height
- ▶ 10.7 Cubic Foot 12 Volt Residential Refrigerator
- ▶ Solid Bedroom Door Where Applicable
- ▶ Cable/Satellite Ready
- ▶ USB Charging Stations (Beds, Bunks, & Tables Where Available)
- ▶ 3-Burner Range w/Oven
- ▶ Sink Cover
- ▶ Tri-fold "Ez-Out" Sleeper Sofa
- ▶ Designer Solid Surface Countertops
- ▶ Skylight Above Shower/Tub
- ▶ Interior LED Lights
- ▶ ABS Tub Surround & Cabinet In Bath Where Available
- ▶ Oversized Window Package With Valance and Lambrequins Window Treatments
- ▶ Black Roller Shades
- ▶ Porcelain Foot Flush Toilet
- ▶ 48" Dinette Where Available, With Pullout Storage Drawers Underneath On Roller Guides
- ▶ Upgraded Congoleum® Linoleum Flooring
- ▶ 35,000 BTU Furnace
- ▶ Furrion® 2 Zone Sound System With Bluetooth & HDMI Connectivity
- ▶ Upgraded Stainless Steel Appliances
- ▶ Pet Drawer
- ▶ Under Bed Storage

Options

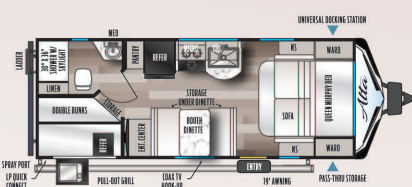
- ▶ High Definition/Amplified TV Antenna w/Wi-Fi Prep
- ▶ Furrion® Backup Camera Prep
- ▶ Rear Ladder
- ▶ Diamond Plate Front Rock Guard
- ▶ Aluminum Triple Entry Steps
- ▶ Exterior LED Lights
- ▶ Detachable Power Cord
- ▶ Power Tongue Jack With LED Light
- ▶ Exterior Swing Arm Entry Assist Handle
- ▶ 4-Point Electric Stabilizer Jacks
- ▶ Two Marine Grade Exterior Speakers
- ▶ Tinted Windows
- ▶ Upper Bunk Window
- ▶ R.V.Q. Quick Connect
- ▶ High Pressure Fresh Water Fill
- ▶ Goodyear® Tires (Mandatory on all models)
- ▶ Goodyear® Spare Tire & Carrier
- ▶ Solid Entry Step With Tool Box
- ▶ Theater Seating IPO Tri-fold Sofa
- ▶ 60" x 80" Queen Bed
- ▶ 40" LED TV (N/A 1900 MMK, 2100 MBH)
- ▶ 32" LED TV
- ▶ 50 Amp Service With 2nd A/C Prep: (Mandatory On 2800 KBH, 2810 KIK, 2850 KRL, 2900 KBH, 3150 KBH)
- ▶ 50 Amp Service With 14,500 BTU 2nd A/C Installed
- ▶ Tri-fold sofa IPO Booth (2350 KRK only)
- ▶ Free-standing Dinette IPO Booth (N/A 1900 MMK, 2100 MBH, 2350 KRK)
- ▶ Theatre seating in place of booth (2350 KRK only)
- ▶ Alta 50 Watt Solar Package (Solar panel, controller, battery, box, and disconnect. *Mandatory on all models*)
- ▶ West Coast Power Package (170 watt panel, 30 amp controller and second battery)

Advantage Package (Mandatory)

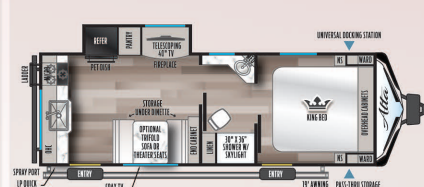
- ▶ 5" Vacuum Bonded Roof
- ▶ Aluminum Rims
- ▶ Universal Docking Station
- ▶ Water Heater Bypass
- ▶ Nitro Filled Radial Tires
- ▶ Power Awning With LED Lights
- ▶ Enclosed & Heated Underbelly
- ▶ Flush Floor Slide Out Where Available
- ▶ 14,500 BTU Ducted Air Conditioner With Quick Cool
- ▶ Black Tank Flush
- ▶ Outside Shower With Hot & Cold Water



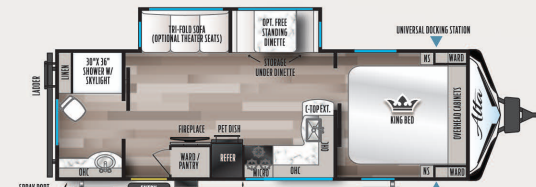
1900 MMK



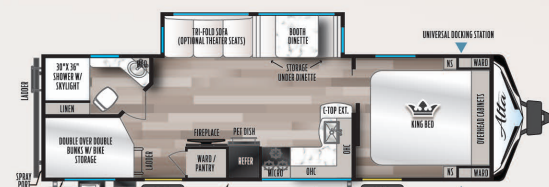
2100 MBH



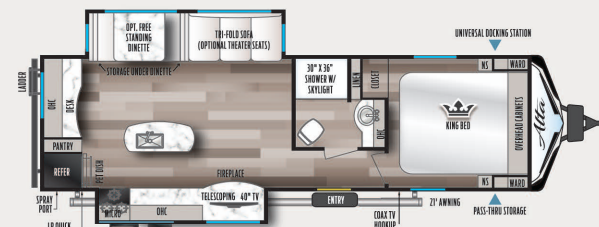
2350 KRK



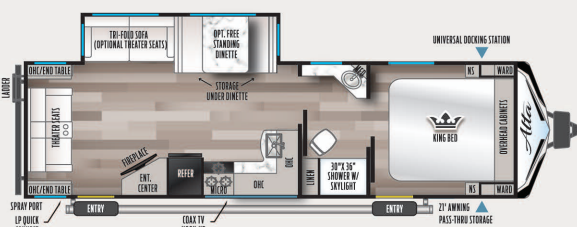
2600 KRB



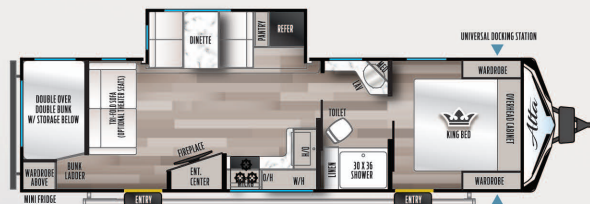
2800 KBH



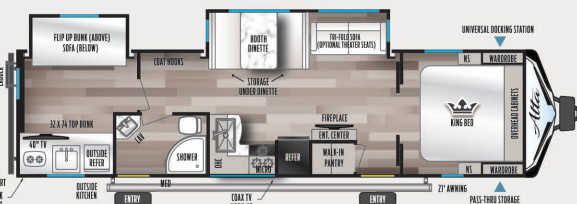
2810 KIK



2850 KRL



2900 KBH



3150 KBH

MODEL NUMBER	1900 MMK	2100 MBH	2350 KRK	2600 KRB	2800 KBH	2810 KIK	2850 KRL	2900 KBH	3150 KBH
HEIGHT	11' 2"	11' 2"	11' 2"	11' 2"	11' 2"	11' 2"	11' 2"	11' 2"	11' 2"
BOX LENGTH	18' 6"	21' 3"	24' 0"	25' 7"	29' 2"	29' 2"	29' 1"	29' 11"	33' 2"
LENGTH **	25'	28' 4"	28' 6"	30' 5"	33' 8"	33' 8"	33' 7"	33' 11"	37' 8"
UVW (LBS.) *	5463	5,326	5,906	6,161	6,812	7,228	6,851	6,865	7,911
HITCH (LBS.) *	610	735	680	660	784	797	778	850	891
CGC	2147	2,409	3,574	3,299	2,772	2,369	2,727	2,747	3,380
GVWR (LBS.) *	7610	7,735	9,480	9,460	9,584	9,597	9,578	9,650	11,291
TANKS (GAL.) FRESH, BLACK, GREY	46 30 30	46 30 60	53 30 60	53 30 60	53 30 60	53 30 60	53 30 60	53 30 60	53 30 60
TIRE SIZE	15"	15"	15"	15"	15"	15"	15"	15"	15"

** PIN TO BUMPER / * AVERAGE WEIGHTS

OUR COMPANY TAKES PRIDE IN OUR FIVE GUIDING PRINCIPLES AND OUR CORPORATE PHILOSOPHY
 which focuses on people working together to create high quality, value-added products that deliver the ultimate RV experience.

Sustainable Manufacturing

An important objective to our strategy and operations is to implement economically sound manufacturing processes to reduce/recycle waste & conserve energy and natural resources.

Corporate & Social Responsibility

We foster a business environment in which we focus on and practice:
 - Ethical Labor Practices
 - Teamwork
 - Philanthropy
 - Volunteering

Culture & Values

We are a forward thinking company committed to fostering a culture of teamwork. By being transparent, we encourage our employees to think outside the box and make a difference!

Quality & Construction

Our team takes pride in each unit we build. Our manufacturing standards and point to point inspections ensure each EAST TO WEST brand is built to the same quality specifications every time.

Our Commitment

We strive to provide the highest quality products at the best possible price to our customers. We invite you to be a part of the EAST TO WEST family and we look forward to exceeding your expectations!



**24/7 EMERGENCY
 ROADSIDE ASSISTANCE
 WITH VEHICLE PURCHASE***

- | | |
|-----------------|-------------------------|
| TOWING | WINCH-OUT |
| JUMP-STARTS | MOBILE MECHANIC |
| TIRE CHANGES | TECHNICAL |
| FLUID DELIVERY | SUPPORT |
| LOCKOUT SERVICE | DEALER LOCATOR SERVICES |



*VALID FOR 1 YEAR FROM DATE OF PURCHASE



Learn More
 Scan this barcode using a QR Reader on your smart phone to learn more about Forest River.



A Berkshire Hathaway company.

3000 COUNTY ROAD 6 WEST ELKHART, IN 46514
 WWW.EASTTOWESTRV.COM/ALTA 574.264.6664

FREE MEMBERSHIP
 to Forest River Owners' Group

www.forestriverfrog.com



East To West RV



@easttowestrv

CUSTOMER SATISFACTION



www.ForestRiverBuyLocal.com



PRE-DELIVERY INSPECTION FACILITY

20,000 square feet of quality assurance. The bare essentials for a premium product. This state-of-the-art facility gives immediate daily feedback to production for quality assurance in every unit built.

SPECIFICATION DEFINITIONS

GVWR (Gross Vehicle Weight Rating) - is the maximum permissible weight of the unit when fully loaded. It includes all weights, inclusive of all fluids, cargo, optional equipment and accessories. For safety and product performance do NOT exceed the GVWR.

GAWR (Gross Axle Weight Rating) - is the maximum permissible weight, including cargo, fluids, optional equipment and accessories that can be safely supported by a combination of all axles.

UVW (Unloaded Vehicle Weight)* - is the typical weight of the unit as manufactured at the factory. It includes all weight at the unit's axle(s) and tongue or pin and LP Gas. The UVW does not include cargo, fresh potable water, additional optional equipment or dealer installed accessories.


*Estimated average based on standard build optional equipment.

CCC (Cargo Carrying Capacity)** - is the amount of weight available for fresh potable water, cargo, additional optional equipment and accessories. CCC is equal to GVWR minus UVW. Available CCC should accommodate fresh potable water (8.3 lbs per gallon). Before filling the fresh water tank, empty the black and gray tanks to provide for more cargo capacity.

** Estimated average based on standard build optional equipment

Each Forest River RV is weighed at the manufacturing facility prior to shipping. A label identifying the unloaded vehicle weight of the actual unit and the cargo carrying capacity is applied to every Forest River RV prior to leaving our facilities.

The load capacity of your unit is designated by weight, not by volume, so you cannot necessarily use all available space when loading your unit.



All information contained in this brochure is believed to be accurate at the time of publication. However, during the model year, it may be necessary to make revisions and Forest River, Inc., reserves the right to make all such changes without notice, including prices, colors, materials, equipment and specifications as well as the addition of new models and the discontinuance of models shown in this brochure. Therefore, please consult with your Forest River dealer and confirm the existence of any materials, design or specifications that are material to your purchase decision.
 Litho. U.S.A FOR 1924 P&W: 2022.03.10