

AUTUMN RIDGE | SUPER LITE MAXX | SUPER LITE | TELLURIDE



# **STARCRAFT**

TRAVEL TRAILERS & FIFTH WHEELS



**CAMPING** | *pure and simple.*





# Autumn Ridge

TRAVEL TRAILERS

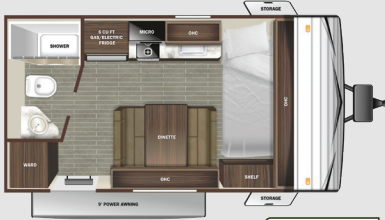


2022 Autumn Ridge 20FBS



# FLOORPLANS

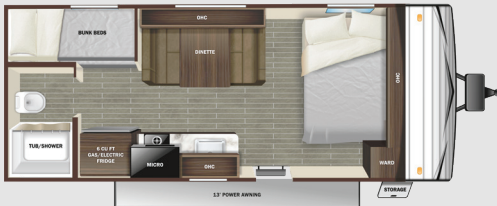
## SINGLE AXLE



172FB



180BHS\*



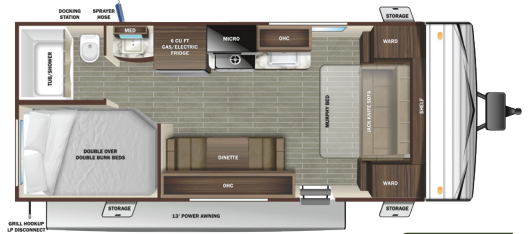
19BH



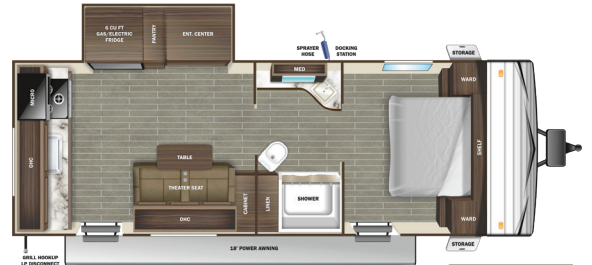
182RB



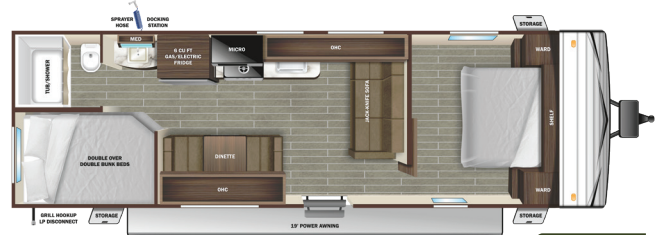
20FBS



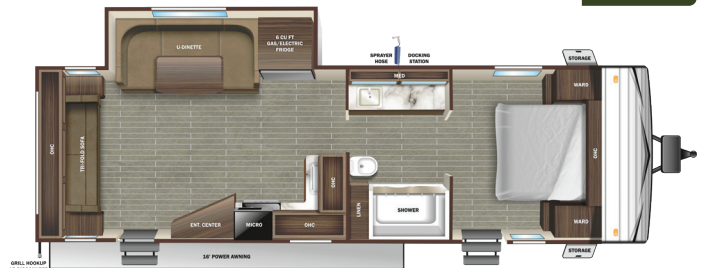
20MB



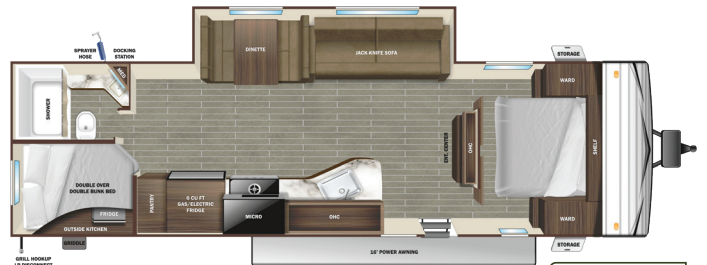
23RKS



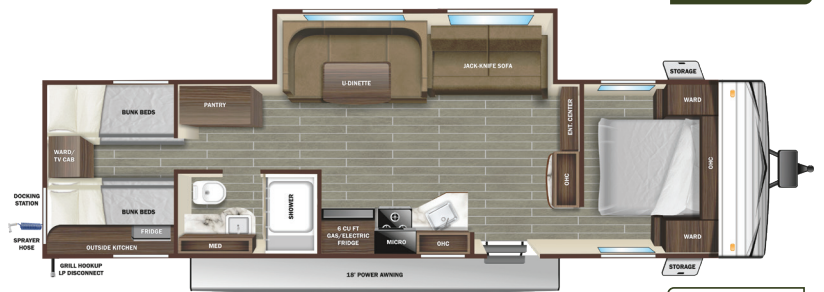
26BH



26RLS



26BHS



29QBS

OPTIONAL 6 CU. FT. GAS/ELECTRIC REFRIGERATOR (Available On All Floorplans Shown)

# STANDARDS & OPTIONS

## STANDARD INTERIOR EQUIPMENT

- 75 lb. ball bearing drawer guides
- 81" interior height
- AM/FM/Bluetooth® radio with indoor/outdoor zoned speakers
- Closable A/C vents
- Flush floor slides with residential vinyl flooring
- Foot flush toilet
- Hardwood cabinet doors
- Kid and pet friendly – residential vinyl flooring throughout, vinyl furniture
- LED interior lighting
- Pleated blackout night shades
- Pocket-screwed lumbercore cabinet construction
- Pressed membrane kitchen countertops
- Range hood
- Residential high-rise kitchen faucet with pull-down sprayer
- Single basin under-mount kitchen sink
- Storage below main bed

## STANDARD EXTERIOR EQUIPMENT

- 120 GFCI protected receptacle
- 5/8" main floor decking
- 96" exterior width
- Black front diamond plate protection
- Detachable power cords
- Exterior docking center (dual axle models)
- Fiberglass insulation
- Flexible LP lines
- Galvanized wheel wells
- Grab handle
- In-frame battery rack
- Magnetic baggage door catches
- Magnum Roof™ system
- Marine grade exterior speakers (2)
- PVC roofing membrane (limited lifetime warranty)
- Rain guttering with molded drip spouts
- Rear camera prep
- Safety bumper with drain hose carrier and end caps
- Self-adjusting electric brakes and E-Z Lube® axles
- Thermal Seal - enclosed, insulated, and heated underbelly and fully insulated roof with a PVC roofing membrane (dual axle models)
- Tinted safety-glass windows throughout

## CUSTOMER CONVENIENCE PACKAGE

(Mandatory)

- 13,500 BTU roof mounted A/C
- 17" oven (dual axle models)
- 2-burner range with glass cover (single axle models)
- 3-burner range with glass cover (dual axle models)
- Dome style digital TV antenna with Wi-Fi prep
- Gas/electric DSI water heater
- Microwave
- Power awning with LED lighting
- Powered bathroom vent
- Radial tires
- Residential vinyl flooring throughout
- Solar prep
- Stabilizer jacks
- Water heater bypass

## OPTIONS

- 15,000 BTU A/C (dual axle models)
- 50 amp service with second A/C (26BHS, 26RLS, 29QBS)
- 8 cu. ft. 12V refrigerator
- Electric stabilizer jacks (dual axle models)
- LED TV
- Rear bike rack and cargo tray
- Spare tire with carrier (mandatory on single axle models)

SPECIFICATIONS <i>(May Include Estimated Values)</i>	172FB	180BHS <sup>†</sup>	19BH	182RB**	20FBS**	20MB**	23RKS	26BH	26RLS**	26BHS	29QBS**
Square Feet	125	158	148	154	166	167	TBD	203	241	255	294
Unloaded Vehicle Weight (lbs.)	2,890	3,720	3,385	3,440	4,385	4,090	TBD	4,640	5,600	5,800	TBD
Dry Hitch Weight (lbs.)	265	400	360	335	435	530	TBD	580	645	720	TBD
Gross Vehicle Weight Rating (GVWR)	3,750	4,900	4,450	4,250	6,000	5,250	TBD	6,500	7,000	7,500	TBD
Cargo (Gross)	860	1,180	1,065	810	1,615	1,160	TBD	1,860	1,400	1,700	TBD
Exterior Length	19' 3"	22' 3"	22' 4"	23' 0"	23' 9"	24' 6"	TBD	29' 7"	30' 2"	30' 9"	35' 9"
Exterior Height	10' 3"	10' 6"	10' 8"	10' 2"	10' 10"	10' 5"	TBD	10' 6"	10' 11"	11' 1"	TBD
Exterior Width	8' 0"	8' 0"	8' 1"	8' 1"	8' 0"	8' 0"	TBD	8' 1"	8' 0"	8' 0"	7' 11"
Exterior Width (Slides Out)	N/A	10' 1"	N/A	N/A	9' 5"	N/A	TBD	N/A	11' 0"	11' 0"	12' 4"
Interior Height	6' 9"	6' 9"	6' 9"	6' 9"	6' 9"	6' 9"	6' 9"	6' 9"	6' 9"	6' 9"	6' 9"
Fresh Water Capacity (gals.)*	26	26	26	26	48	48	48	48	48	48	48
Gray Waste Water Capacity (gals.)	19.9	19.9	19.9	19.9	32.5	32.5	32.5	32.5	32.5	32.5	41
Black Waste Water Capacity (gals.)	19.9	19.9	19.9	19.9	32.5	32.5	32.5	32.5	32.5	32.5	32.5
LP Capacity (lbs.)	20	20	20	20	60	60	60	60	60	60	60
Tire Size	14"	15"	15"	14"	14"	14"	TBD	14"	14"	15"	15"
Awning Size	9'	11'	13'	11'	12'	13'	18'	19'	16'	16'	18'

\*Includes water heater

\*\*Specifications, weights, measurements, and capacities above are from model year 2021 and are estimates only for model year 2022. Actual specs, weights, measurements, and capacities may be different for model year 2022 than what is listed above. For the most up-to-date model year 2022 specs, please speak with your local Starcraft dealer, visit <http://www.StarcraftRV.com>, and check the yellow sticker on the door of your Starcraft RV before purchasing, operating, and towing the RV.

†Only available in Western United States and Western Canada

Learn more about our standard features and full options packages at [STARCRAFTRV.COM/AUTUMN-RIDGE](http://STARCRAFTRV.COM/AUTUMN-RIDGE)





# *SUPER LITE* **MAXX**

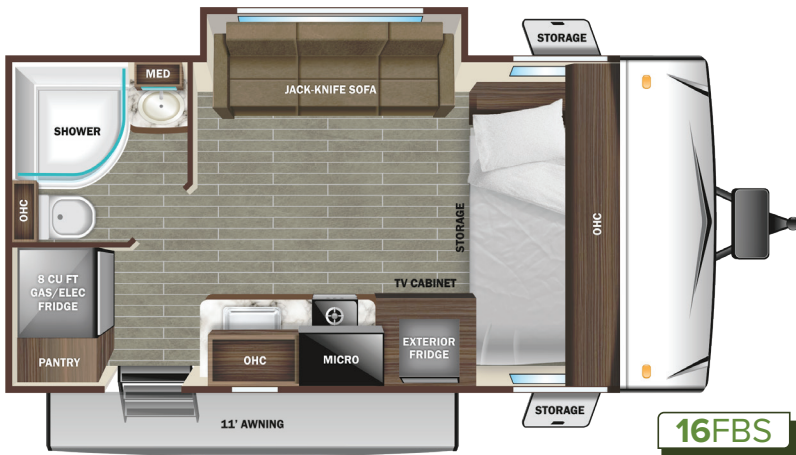
TRAVEL TRAILERS



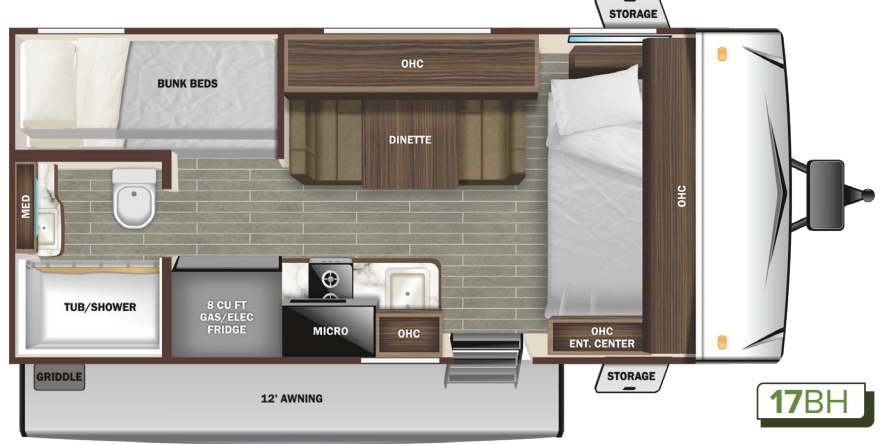
2022 Super Lite Maxx 16FBS



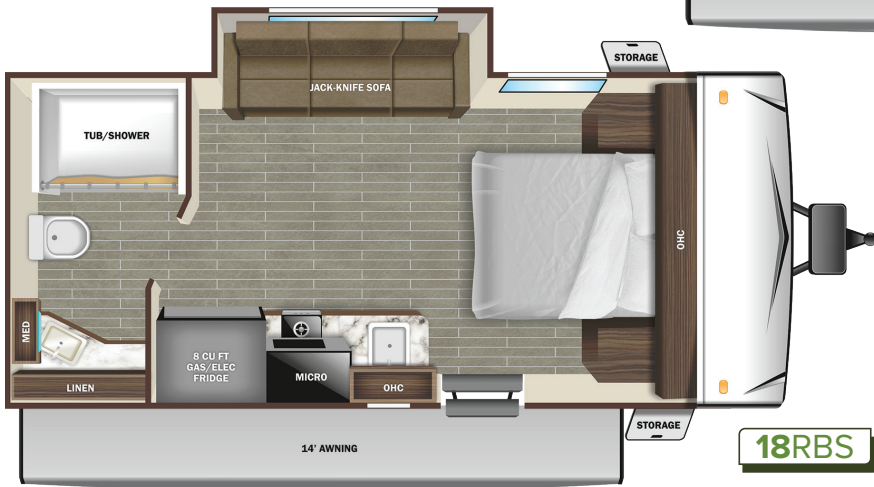
# FLOORPLANS



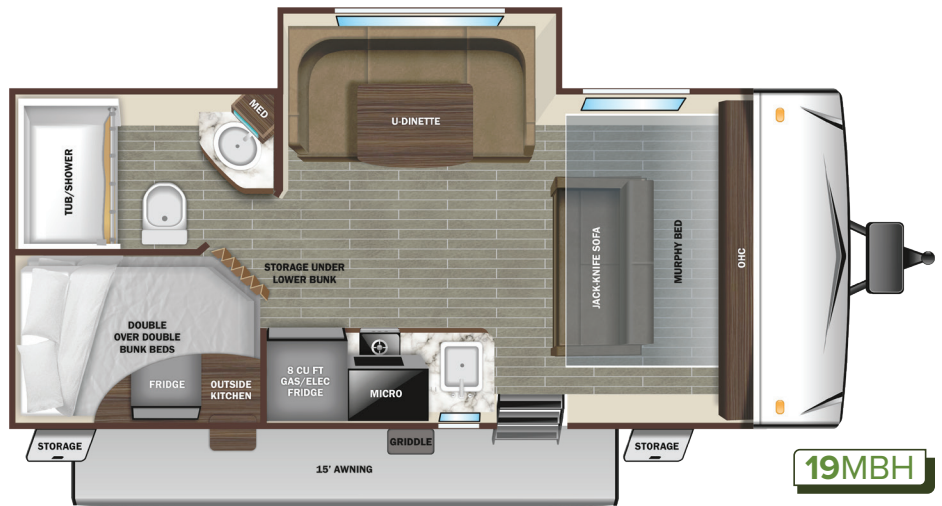
**16FBS**



**17BH**



**18RBS**



**19MBH**



# STANDARDS & OPTIONS

## STANDARD INTERIOR EQUIPMENT

- 2-burner recessed range with flush mount glass cover
- 75 lb. ball bearing drawer guides
- 80" bed
- 81" interior height
- Bathroom skylight and roof vent
- Cable and satellite prep
- Convection microwave
- Deep bowl kitchen sink
- Electrical outlets and USB ports in master bedroom
- Foot flush toilet
- Kid and pet friendly – residential vinyl flooring throughout, vinyl furniture, no floor heat registers
- LED interior lighting
- Rangehood
- Residential high-rise faucet
- Residential vinyl flooring
- Roller blackout night shades
- Screwed and glued hardwood cabinetry
- Seamless pressed membrane countertops

## STANDARD EXTERIOR EQUIPMENT

- 30 amp service
- Dome style TV antennae with Wi-Fi prep
- Exterior grill hookup quick connect port
- Flexible LP lines
- Fully-walkable roof
- Impact resistant galvanized steel wheel wells
- Magnum Roof™ system
- Marine grade exterior speakers (2)
- Molded front cap with LED lighting
- Power awning
- PVC roofing membrane (limited lifetime warranty)
- Rear observation camera prep
- Rear roof access ladder
- Single axle design
- Solid swing-down entry steps
- Thule® roof mount accessory rack
- Tinted safety-glass windows throughout
- TuffShell™ - vacuum bonded laminated construction, reinforced with heavy-duty fiberglass and welded aluminum frames

## CUSTOMER CONVENIENCE PACKAGE (Mandatory)

- 15" off-road radial tires with aluminum rims
- 15,000 BTU A/C
- 2-30 lb. LP bottles
- 32" 12V LED TV with built in AM/FM/Bluetooth® soundbar
- 6 gal. gas/electric DSI water heater
- Detachable power cord
- Power tongue jack
- Roof mount solar prep
- Rubber torsion axle with increased ground clearance adjustments
- Side camera prep marker lights
- Spare tire
- Stabilizer jacks
- Thermal Seal - enclosed and insulated underbelly and fully insulated roof with a PVC roofing membrane

## OPTIONS

- 12V tank heat pads
- Off-grid solar package - 190 watt panel, 30 amp controller
- Wi-Fi router

SPECIFICATIONS	16LBS	17BH	18RBS	19MBH
Square Feet	140	135	158	175
Unloaded Vehicle Weight (lbs.)	3,830	3,635	4,015	4,470
Dry Hitch Weight (lbs.)	440	360	490	650
Gross Vehicle Weight Rating (GVWR)	4,995	4,995	4,995	5,500
Cargo (Gross)	1,165	1,360	980	1,030
Exterior Length	20' 0"	20' 7"	22' 7"	23' 6"
Exterior Height	10' 5"	10' 5"	10' 5"	10' 5"
Exterior Width	8' 4"	8' 4"	8' 4"	8' 4"
Exterior Width (Slides Out)	9' 8"	N/A	9' 8"	10' 10"
Interior Height	6' 6"	6' 7"	6' 6"	6' 6"
Fresh Water Capacity (gals.)*	61	61	61	61
Gray Waste Water Capacity (gals.)	30	30	30	30
Black Waste Water Capacity (gals.)	30	30	32	30
LP Capacity (lbs.)	60	60	60	60
Tire Size	15"	15"	15"	15"
Awning Size	11'	14'	14'	15'

\*Includes water heater

Learn more about our standard features and full options packages at [STARCRAFTRV.COM/SUPER-LITE-MAXX](http://STARCRAFTRV.COM/SUPER-LITE-MAXX)



# SUPER LITE

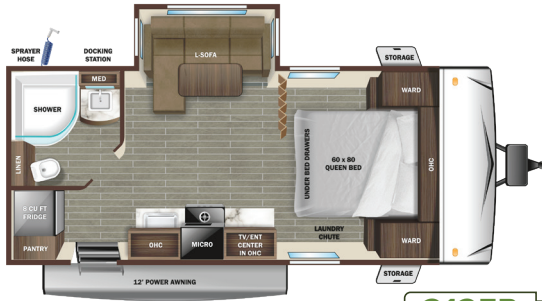
## TRAVEL TRAILERS



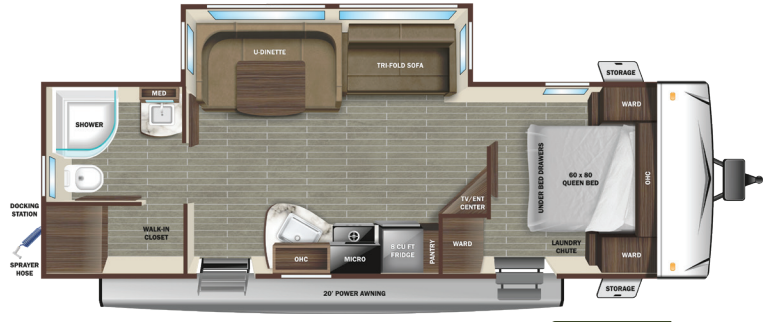
2022 Super Lite 241BH



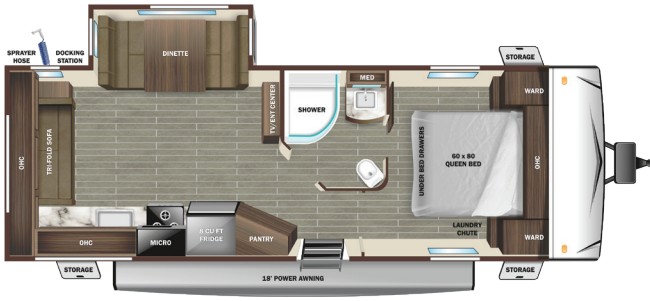
# FLOORPLANS



**212FB**



**252RB** OPTIONS A, B & C



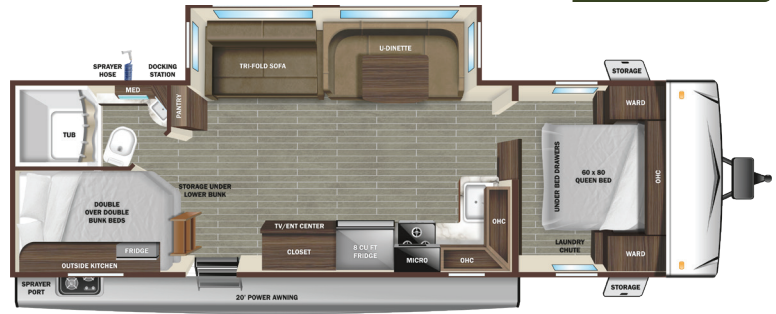
**242RL** OPTIONS A, B & C



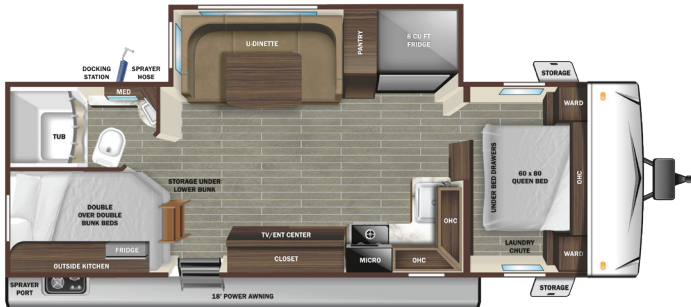
**262RL** OPTIONS A, B & C



**232MD** OPTIONS A



**281BH** OPTIONS A, B & C



**241BH** OPTIONS B & C



**282RL** OPTIONS A, B & C



**261BH** OPTIONS A, B & C

## SUPER LITE OPTIONS



**THEATER SEATING OPTION**

A



**TABLE & CHAIRS OPTION**

B



**TABLE & CHAIRS/BENCH OPTION**

C

# STANDARDS & OPTIONS

## STANDARD INTERIOR EQUIPMENT

- 60" x 80" queen bed with storage drawers below
- 75 lb. ball bearing drawer guides
- 81" interior height
- Cable and satellite prep
- Electrical outlets and USB ports in master bedroom
- Flush floor slides with residential vinyl flooring
- Hardwood cabinet doors
- Kid and pet friendly – residential vinyl flooring throughout, vinyl furniture, no floor heat registers
- Kitchen sink covers
- Laundry chute in bedroom
- LED interior lighting
- Porcelain foot flush toilet
- Range hood
- Residential high-rise faucet with pull-down sprayer
- Roller blackout night shades
- Single basin stainless steel under-mount kitchen sink
- Tri-fold sofa

## STANDARD EXTERIOR EQUIPMENT

- 5/8" main floor decking
- Door side spray port
- Exterior grill hookup quick connect port
- Flexible LP lines
- Fully-walkable roof
- In-frame battery rack
- Magnetic baggage door catches
- Marine grade exterior speakers (2)
- Oversized pass-through storage with motion lighting

- PVC roofing membrane (limited lifetime warranty)
- Rain guttering with molded drip spouts
- Safety bumper with drain hose carrier and end caps
- Self-adjusting electric brakes
- Side camera prep marker lights
- Solid swing-down entry steps
- Thermal Seal - enclosed, insulated, and heated underbelly and fully insulated roof with a PVC roofing membrane
- Tinted safety-glass windows throughout
- TuffShell™ - vacuum bonded laminated construction, reinforced with heavy-duty fiberglass and welded aluminum frames

## CUSTOMER CONVENIENCE PACKAGE

### (Mandatory)

- 15,000 BTU roof mounted A/C
- 2-30 lb. LP bottles with cover
- 3-burner range with 17" oven with LED lighting and flush mount glass cover
- 8 cu. ft. refrigerator
- AM/FM/HDMI/USB/AUX Bluetooth® sound bar stereo with indoor/outdoor zoned speakers
- Bathroom skylight and roof vent
- Bedspread
- Dome style TV antenna with Wi-Fi prep
- Enclosed exterior docking station with black tank flush
- Entrance door with screen door, window and magnet door catch
- EZ-store detachable cord
- Foldable grab handle
- Gas/electric DSI water heater

- LED HDTV
- Medicine cabinet
- Microwave
- Molded front cap with LED lighting and stoneguard protection
- Porcelain foot flush toilet
- Power awning with LED lighting
- Power tongue jack
- Powered 12V bathroom vent
- Pressed membrane countertops
- Radial tires with aluminum rims
- Rear observation camera prep
- Rear roof access ladder

## OPTIONS

- 50 amp service with 2nd A/C (282RL)
- Electric stabilizer jacks
- Free standing table with 2 chairs and bench (N/A 212FB, 232MD)
- Free standing table with 4 chairs (N/A 232MD)
- Off-grid solar package - 12V TV, 190 watt panel, 30 amp controller
- Theater seats ipo Tri-fold sofa (N/A 241BH)
- Wi-Fi router

## SPECIFICATIONS

(May Include Estimated Values)

	212FB	242RL	232MD	241BH	261BH	252RB	262RL	281BH	282RL
Square Feet	187	230	231	250	262	263	264	281	308
Unloaded Vehicle Weight (lbs.)	4,825	5,475	5,345	5,615	5,805	5,925	5,985	6,485	6,935
Dry Hitch Weight (lbs.)	425	645	605	635	780	660	845	750	880
Gross Vehicle Weight Rating (GVWR)	6,400	7,000	7,000	7,400	7,500	7,500	7,250	8,250	8,500
Cargo (Gross)	1,575	1,525	1,655	1,785	1,695	1,575	1,265	1,765	1,565
Exterior Length	23' 8"	29' 6"	29' 9"	29' 11"	30' 10"	30' 11"	31' 10"	33' 0"	34' 2"
Exterior Height	11' 1"	11' 0"	11' 1"	11' 0"	11' 0"	11' 2"	11' 1"	11' 3"	11' 3"
Exterior Width	8' 1"	8' 1"	8' 1"	8' 1"	8' 1"	8' 1"	8' 1"	8' 1"	8' 1"
Exterior Width (Slides Out)	11' 3"	11' 3"	9' 9"	11' 3"	11' 3"	11' 1"	11' 3"	11' 3"	13' 0"
Interior Height	6' 9"	6' 9"	6' 9"	6' 9"	6' 9"	6' 9"	6' 9"	6' 9"	6' 9"
Fresh Water Capacity (gals.)*	51	51	51	51	51	51	51	51	51
Gray Waste Water Capacity (gals.)	29	29	58	58	29	58	29	58	58
Black Waste Water Capacity (gals.)	29	29	29	29	29	29	29	29	29
LP Capacity (lbs.)	60	60	60	60	60	60	60	60	60
Tire Size	14"	14"	14"	14"	14"	14"	14"	15"	15"
Awning Size	12'	18'	21'	18'	20' 6"	20'	21'	20'	11', 10'

\*Includes water heater

\*\*Specifications, weights, measurements, and capacities above are from model year 2021 and are estimates only for model year 2022. Actual specs, weights, measurements, and capacities may be different for model year 2022 than what is listed above. For the most up-to-date model year 2022 specs, please speak with your local Starcraft dealer, visit <http://www.StarcraftRV.com>, and check the yellow sticker on the door of your Starcraft RV before purchasing, operating, and towing the RV.

Learn more about our standard features and full options packages at [STARCRAFTRV.COM/SUPER-LITE](http://STARCRAFTRV.COM/SUPER-LITE)



# TELLURIDE

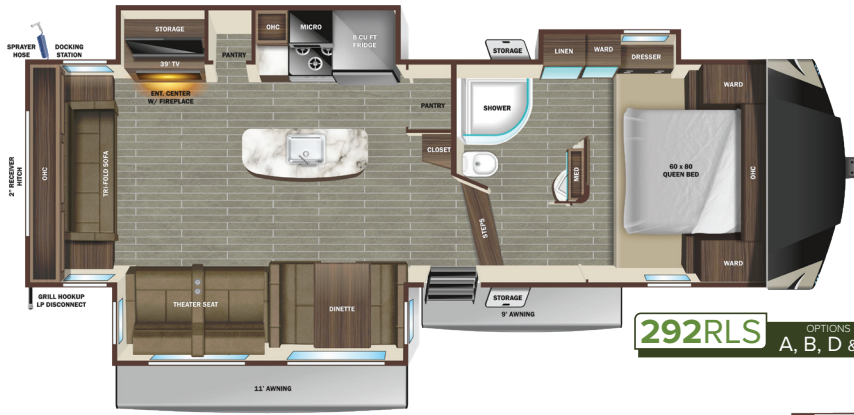
FIFTH WHEELS



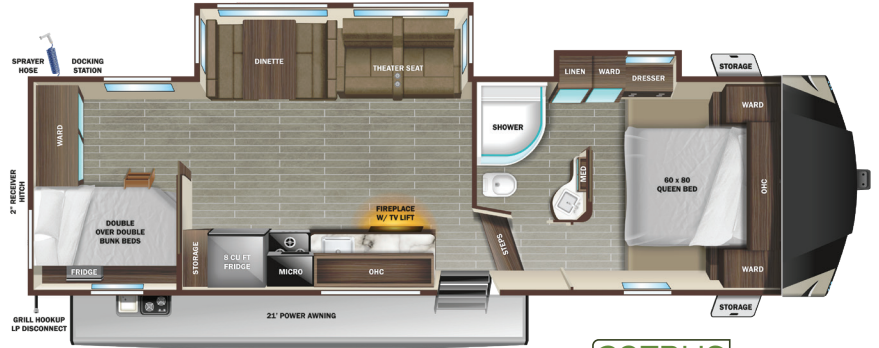
2022 Telluride 297BHS



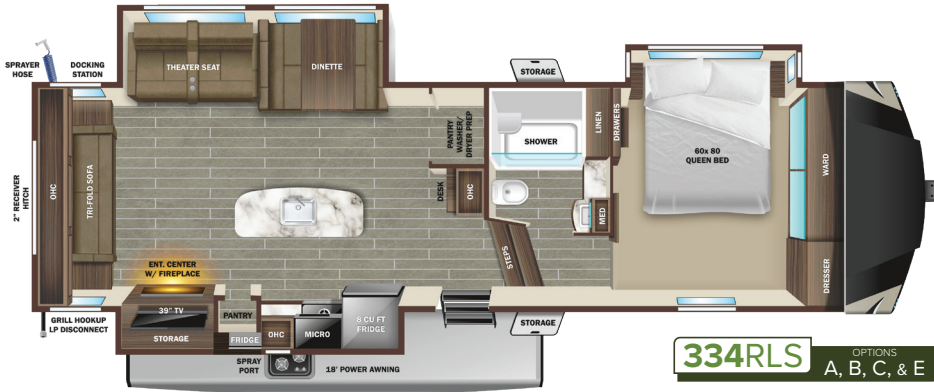
# FLOORPLANS



**292RLS** OPTIONS A, B, D & G



**297BHS** OPTIONS A, B, C, D & E



**334RLS** OPTIONS A, B, C, & E



**338MBH** OPTIONS A, B, C, D & E

## TELLURIDE OPTIONS



A



B



C



D



E



# STANDARDS & OPTIONS

## STANDARD INTERIOR EQUIPMENT

- 6 gal. DSI gas/electric rapid recovery water heater
- 75 lb. ball bearing drawer guides
- Cable and satellite prep
- Electrical outlets on both sides of master bed
- Fireplace
- Flush floor slides with residential vinyl flooring
- Glass shower doors
- Hardwood cabinet doors
- Kitchen sink covers
- LED interior lighting
- Pet and kid friendly - residential vinyl flooring throughout, vinyl furniture, no floor heat registers
- Pocket-screwed lumbercore cabinet construction
- Range hood vented to outside
- Residential high-rise faucet with pull-down sprayer
- Roller blackout night shades
- Stainless steel under-mount sinks (kitchen and bathroom)
- TravelINK™ - Smart RV system that allows for Bluetooth® control of awnings, lighting, slides, heating, cooling, auto-levelers and more

## STANDARD EXTERIOR EQUIPMENT

- 120 GFCI protected receptacle
- 3-20 lb. LP tanks
- 4-point automatic leveling system
- 5/8" main floor decking
- 50 amp service
- Class leading I-beam chassis
- Equa-Flex® axle suspension

- Exterior grill hookup quick connect port
- Fully-walkable roof
- Laminated wall insulation - rigid foam
- Magnetic baggage door catches
- Pass-through storage with motion lighting
- PVC roofing membrane (limited lifetime warranty)
- Rain guttering with molded drip spouts
- Self-adjusting electric brakes
- Side camera prep marker lights
- Solid swing-down entry steps
- Tinted safety-glass windows
- TuffShell™ - vacuum bonded laminated construction, reinforced with heavy-duty fiberglass and welded aluminum frames

## CUSTOMER CONVENIENCE PACKAGE (Mandatory)

- 17" gas oven with 3-burner range and flush mount glass cover
- 2" receiver hitch
- 50 amp service
- 60" x 80" residential size queen bed
- 8 cu. ft. refrigerator
- Aluminum rims
- AM/FM/HDMI/USB/AUX Bluetooth® sound bar stereo with indoor/outdoor zoned speakers
- Bathroom skylight and roof vent
- Bedspread
- Enclosed exterior docking station with black tank flush
- Equa-Flex® Suspension
- Glass Shower Door
- LED HDTV on swing arm
- Microwave

- Power awning with LED lighting
- Power stabilizer jacks
- Slam latch baggage doors
- Solid-surface kitchen countertops
- Stainless steel appliances
- Thermal Seal - enclosed, insulated, and heated underbelly and fully insulated roof with a PVC roofing membrane
- Water heater bypass
- Wireless camera prep

## OPTIONS

- 13,500 BTU ducted 2nd A/C
- BBQ grill with bumper bracket
- Free standing table with 2 chairs and bench\*
- Free standing table with 4 chairs\*
- King bed
- Off-grid solar package - 12V TV, 190 watt panel, 30 amp controller
- Residential 10 cu. ft. refrigerator (12V)
- Tri-fold sofa ipo standard theater seats (297BHS)
- Turning point hitch/pin box
- U-lounge ipo standard theater seats and booth (297BHS, 334RLS, 338MBH)
- Wi-Fi Router

\*N/A with u-lounge

## SPECIFICATIONS

(May Include Estimated Values)

	292RLS**	297BHS**	334RLS**	338MBH**
Square Feet	325	320	354	386
Unloaded Vehicle Weight (lbs.)	8,250	7,900	8,920	9,575
Dry Hitch Weight (lbs.)	1,550	1,235	1,480	1,695
Gross Vehicle Weight Rating (GVWR)	9,995	9,995	10,995	11,500
Cargo (Gross)	1,745	2,095	2,075	1,925
Exterior Length (Pin to Rear)	31' 10"	33' 11"	34' 11"	37' 4"
Exterior Length (Overall)	32' 8"	34' 8"	35' 8"	37' 11"
Exterior Height	12' 5"	12' 9"	12' 9"	12' 5"
Exterior Width	8' 1"	8' 1"	8' 1"	8' 1"
Exterior Width (Slides Out)	13' 1"	11' 4"	13' 0"	13' 0"
Interior Height (Overall)	8' 0"	8' 0"	8' 1"	7' 10"
Interior Height (Upper Deck)	6' 10"	6' 10"	6' 5"	6' 10"
Fresh Water Capacity (gals.)*	51	51	51	51
Gray Waste Water Capacity (gals.)	58	58	58	58
Black Waste Water Capacity (gals.)	29	29	29	29
LP Capacity (lbs.)	60	60	60	60
Tire Size	15"	15"	15"	15"
Awning Size	11', 9'	21'	18'	19'

\*Includes water heater

\*\*Specifications, weights, measurements, and capacities above are from model year 2021 and are estimates only for model year 2022. Actual specs, weights, measurements, and capacities may be different for model year 2022 than what is listed above. For the most up-to-date model year 2022 specs, please speak with your local Starcraft dealer, visit <http://www.StarcraftRV.com>, and check the yellow sticker on the door of your Starcraft RV before purchasing, operating, and towing the RV.

Learn more about our standard features and full options packages at [STARCRAFTRV.COM/TELLURIDE](http://STARCRAFTRV.COM/TELLURIDE)



## QUALITY YOU CAN COUNT ON SINCE 1903.

Dating back to 1903, Starcraft was founded as a farm equipment manufacturer, then added marine manufacturing to its lineup, followed by tent campers in 1964. Since that time, Starcraft has earned its reputation as a well-established manufacturer of travel trailers and fifth wheels. It's a safe bet to say that a name dating back over 115 years, and a leader in the RV industry for over 50 years, will continue to prosper. With leading-edge product innovation and a customer-first focus, we look forward to seeing what the future holds. Undoubtedly, it will include **Camping, Pure and Simple.**

### LOCAL DEALER INFO

From sales to service, Starcraft dealers are an integral part in making Camping, Pure & Simple. Establishing a great relationship with your local Starcraft dealer is a key component in the enjoyment of your new Starcraft. By purchasing from a local dealer, you will have a convenient location for sales, parts and service support.



Go the distance with our **3-Year Limited Structural Warranty** plus a 1-Year Limited Manufacturer's Warranty—freedom from worry is your best travel companion.

# STARCRAFT

903 S. Main Street | Middlebury, IN 46540 USA | (800) 945-4787

**StarcraftRV.com**  
**#CampingPureAndSimple**  
 Starcraft RV – Part of the Jayco Family of Companies



Unloaded Vehicle Weight (UVW): Sometimes referred to as "Dry Weight," UVW means the typical weight of this trailer as built at the factory. The UVW, as used in product literature and other promotional materials, does not include cargo, fresh water, propane, options or dealer-installed accessories. Hitch Weight (HW): The hitch weight, as used in product literature and other promotional materials, does not include cargo, fresh water, propane gas, options or dealer-installed accessories. The addition of these types of items will either add to or subtract from the stated hitch weight. It is important for your safety and enjoyment that your tow vehicle be adequately sized and equipped to tow and handle the GVWR of the RV you select. Review weights and rating of your tow vehicle and consult a competent advisor for questions or advice. Whether you are new to RVing or a veteran, get a feel for the performance of your tow vehicle before heading out on the roadways. When you tow an RV, you must drive differently than when you drive a single vehicle. Practice hooking up, driving, backing up and braking in a safe environment or seek out professional instruction. Starcraft affixes a weight label to each RV which lists weight information for that vehicle. See specifications chart on the respective pages of this brochure.

Starcraft RV | 903 S. Main Street | Middlebury, IN 46540 See dealer for further information and prices. All information in this brochure and on [www.STARCRAFTRV.COM](http://www.STARCRAFTRV.COM) is the latest available at the time of publication approval. Starcraft RV reserves the right to make changes and to discontinue models without notice or obligation. Photography may show optional equipment or props used for decoration purposes only. RVs built for sale in Canada may differ to conform to Canadian codes. Starcraft and the S are registered trademarks of Jayco, Inc. Printed in U.S.A.