

# STARCRAFT

TRAVEL TRAILERS & FIFTH WHEELS



STARCRAFT

CAMPING  
*Pure & Simple*

SUPER LITE | AUTUMN RIDGE | MOSSY OAK | TELLURIDE

# STARCRAFT



Dating back to **1903**, Starcraft was founded as a farm equipment manufacturer, then added marine manufacturing to its lineup, followed by tent campers in 1964. Since that time, Starcraft has earned its reputation as a well-established manufacturer of travel trailers and fifth wheels. It's a safe bet to say that a name dating back 117 years, and a leader in the RV industry for over 50 years, will continue to prosper. With leading-edge product innovation and a customer-first focus, we look forward to seeing what the future holds. Undoubtedly, it will include ***Camping, Pure and Simple.***



## AUTUMN RIDGE

### KEY FEATURES

- Kid & Pet Friendly - Residential-Style Flooring (No Carpet)
- Magnum Roof System
- PVC Roof Membrane (15 Year Limited Warranty)
- Power Awning with LED Lighting & Integrated Speakers
- Residential High-Rise Kitchen Faucet

ALSO AVAILABLE IN MOSSY OAK®  
LEARN MORE ON PAGES 4 & 5

## SUPER LITE

### KEY FEATURES

- Kid & Pet Friendly - Residential-Style Flooring (No Carpet)
- PVC Roof Membrane (15 Year Limited Warranty)
- Power Awning with LED Lighting & Integrated Speakers
- 15,000 BTU A/C
- Solid Swing-Down Step

ALSO AVAILABLE IN MOSSY OAK® ULTRA LITE  
LEARN MORE ON PAGES 8 & 9

## TELLURIDE

### KEY FEATURES

- Kid & Pet Friendly - Residential-Style Flooring (No Carpet)
- PVC Roof Membrane (15 Year Limited Warranty)
- Power Awning with LED Lighting & Integrated Speakers
- 15,000 BTU A/C
- Solid Swing-Down Step

LEARN MORE ON PAGES 10 & 11

# Autumn Ridge



SPECIFICATIONS	171RD*	180BHS*	182RB*	19BH*	20FBS	20MB	21FB	21RBS	23RLS	26BH	26BHS	27BHS	27RLI	282BH	32BHS
Square Feet	145	159	153	148	165	166	174	221	220	203	249	263	300	269	319
Unloaded Vehicle Weight (lbs.)	3,445	3,735	3,515	3,495	4,280	4,185	4,275	5,660	5,420	4,735	5,725	6,255	7,195	6,410	8,050
Dry Hitch Weight (lbs.)	395	375	345	320	400	490	545	575	690	585	720	775	1,035	610	740
Gross Vehicle Weight Rating (GVWR)	4,500	4,900	4,250	4,200	6,000	5,250	6,000	7,200	6,500	6,500	7,500	8,500	8,995	8,500	9,500
Cargo (Gross)	1,055	1,165	735	705	1,720	1,065	1,725	1,540	1,080	1,765	1,775	2,245	1,800	2,090	1,450
Exterior Length (Pin to Rear)	21' 8"	22' 0"	22' 9"	22' 2"	23' 6"	24' 4"	25' 7"	27' 3"	29' 1"	29' 4"	30' 7"	31' 9"	33' 10"	32' 5"	36' 5"
Exterior Height	10' 2"	10' 3"	10' 2"	10' 2"	10' 6"	10' 6"	10' 6"	10' 9"	11' 0"	10' 6"	11' 1"	11' 4"	11' 2"	11' 3"	11' 2"
Exterior Width	8' 0"	8' 0"	8' 0"	8' 0"	8' 0"	8' 0"	8' 0"	8' 0"	8' 0"	8' 0"	8' 0"	8' 0"	8' 0"	8' 0"	8' 0"
Exterior Width (Slides Out)	N/A	10' 0"	N/A	N/A	9' 5"	N/A	N/A	10' 11"	10' 11"	N/A	11' 0"	11' 0"	13' 0"	11' 0"	10' 11"
Interior Height	6' 9"	6' 9"	6' 9"	6' 9"	6' 9"	6' 9"	6' 9"	6' 9"	6' 9"	6' 9"	6' 9"	6' 9"	6' 9"	6' 9"	6' 9"
Fresh Water Capacity (gals.)**	26	26	26	26	48	48	48	48	48	48	48	48	48	48	48
Gray Waste Water Capacity (gals.)	19.9	19.9	19.9	32.5	32.5	32.5	32.5	65	32.5	32.5	32.5	32.5	40	65	32.5
Black Waste Water Capacity (gals.)	19.9	19.9	19.9	32.5	32.5	32.5	32.5	32.5	32.5	32.5	32.5	32.5	32.5	32.5	32.5
LP Capacity (lbs.)	20	20	20	20	60	60	60	60	60	60	60	60	60	60	60
Tire Size	14"	15"	14"	15"	14"	14"	14"	14"	14"	14"	15"	15"	15"	15"	15"
Awning Size	9'	11'	11'	13'	12'	15'	16'	19'	19'	19'	16'	18'	20'	20'	20'

\*Single Axle Models

\*\*Includes Water Heater

## INTERIOR AMENITIES

- Residential-Style Flooring - Designer Carefree Congoleum®
- Bedspread (Dual Axle Models)
- Pocket-Screwed Lumbercore Cabinet Construction
- Gas DSI Water Heater
- 12V Powered Bathroom Vent
- Stainless Steel Appliances (Dual Axle Models)
- 3-Burner Cooktop with Glass Cover
- 17" Oven (Dual Axle Models)
- Microwave
- Residential High-Rise Kitchen Faucet
- Shower Surround (Dual Axle Models)
- 600lb. Bunk Capacity on Double Bunks (Select Models)
- Kid & Pet Friendly
  - No Carpet
  - No Floor Heat Registers
  - MyPillow® Pet Bed (Dual Axle Models)

## EXTERIOR CONVENIENCES

- Power Tongue Jack (Dual Axle Models)
- Self-Adjusting Brakes
- Spare Tire with Carrier
- Power Awning with LED Lighting & Integrated Speakers
- Docking Station with Tank Flush (Dual Axle Models)
- 2-30lb. LP Bottles with Bottle Covers (Dual Axle Models)
- 1-20lb. LP Bottle (Single Axle Models)
- Magnet Catches for Baggage Doors
- Pet Tie Out with Bottle Opener (Dual Axle Models)
- Magnum Roof System - Fully Walkable
- PVC Roof Membrane (15 Year Limited Warranty)
- Heated & Enclosed Underbelly (Dual Axle Models)

# SINGLE AXLE



171RD



180BHS



182RB



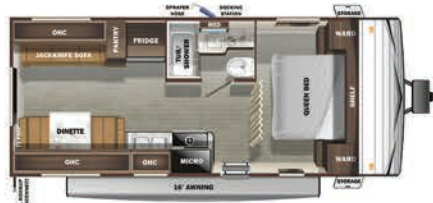
19BH



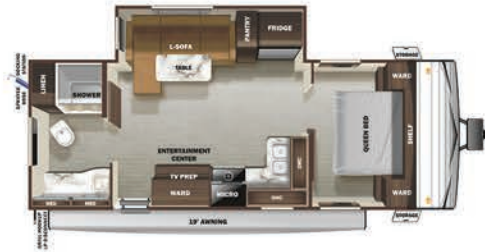
20FBS



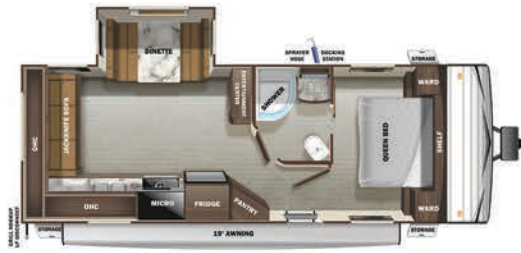
20MB



21FB



21RBS



23RLS



26BH




26BHS



27BHS



27RLI



282BH



32BHS



**MOSSY OAK**<sup>®</sup>



— SEE PAGES 4 & 5 FOR SPECS AND FLOORPLANS —



**MOSSY OAK**<sup>®</sup>  
**ULTRA LITE**

— SEE PAGES 8 & 9 FOR SPECS AND FLOORPLANS —



## A SYMBOL OF YOUR LOVE FOR THE OUTDOORS

Comprised entirely of natural earth elements and colors, Mossy Oak is the embodiment of the outdoor lifestyle. The Starcraft Mossy Oak was exclusively designed for those who are passionate outdoor lovers, adventure seekers, and boundary pushers who enjoy camping, pure and simple.

# HOME IS WHERE THE HUNT IS.

BEDROOM



BATHROOM



MAIN INTERIOR



# SUPER LITE



SPECIFICATIONS	212FB	241BH	242RL	261BH	262RL	281BH	291QB	311BH
Square Feet	186	249	230	261	259	281	310	324
Unloaded Vehicle Weight (lbs.)	4,905	5,880	5,330	5,740	5,995	6,180	7,400	7,325
Dry Hitch Weight (lbs.)	450	655	675	750	650	740	800	1,120
Gross Vehicle Weight Rating (GVWR)	6,400	7,400	7,000	7,500	7,600	8,250	9,000	8,995
Cargo (Gross)	1,495	1,520	1,670	1,760	1,605	2,070	1,600	1,670
Exterior Length (Pin to Rear)	23' 6"	29' 9"	29' 5"	30' 8"	31' 7"	32' 10"	37' 3"	36' 1"
Exterior Height	10' 11"	11' 0"	11' 5"	11' 0"	11' 4"	11' 4"	11' 5"	11' 5"
Exterior Width	8' 1"	8' 1"	8' 1"	8' 1"	8' 1"	8' 1"	8' 1"	8' 1"
Exterior Width (Slides Out)	11' 3"	11' 3"	11' 3"	11' 3"	11' 3"	11' 3"	11' 3"	11' 3"
Interior Height	6' 9"	6' 9"	6' 9"	6' 9"	6' 9"	6' 9"	6' 9"	6' 9"
Fresh Water Capacity (gals.)*	51	51	51	51	51	51	51	51
Gray Waste Water Capacity (gals.)	29	58	29	29	29	58	29	58
Black Waste Water Capacity (gals.)	29	29	29	29	29	29	29	29
LP Capacity (lbs.)	60	60	60	60	60	60	60	60
Tire Size	14"	14"	14"	14"	15"	15"	15"	15"
Awning Size	12'	18'	18'	20.5'	21'	20'	20'	20'

\*Includes Water Heater

## INTERIOR AMENITIES

- 15,000 BTU A/C
- Bathroom Skylight
- Shower Surround
- Laundry Chute in Bedroom
- 81" Interior Ceiling Height
- 8 cu. ft. Refrigerator
- Stainless Steel Appliances
- Deep Single Bowl Stainless Steel Kitchen Sink with Covers
- 80" Queen Bed
- Gas/Electric DSI Water Heater
- Kid & Pet Friendly
  - No Carpet
  - No Floor Heat Registers
  - MyPillow® Pet Bed (Dual Axle Models)

## EXTERIOR CONVENIENCES

- Exterior Receptacle
- Bumper with Drain Hose Carrier & End Caps
- Power Tongue Jack
- Exterior LP Quick Connect
- Large Folding Grab Handle
- In-Frame Dual Battery Rack
- Magnetic Baggage Door Catches
- Oversized Pass-Through Storage with Lighting (52 cu. ft.)
- Radial Tires with Aluminum Wheels
- Rain Guttering with Molded Drip Spouts
- Pet Tie Out with Bottle Opener
- Power Awning with LED Lighting & Integrated Speakers
- Door Side Spray Port
- Docking Station
- Solid Swing-Down Step
- PVC Roof Membrane (15 Year Limited Warranty)
- Roof Ladder
- 2-30lb. LP Bottles with Cover
- 3/4 Fiberglass Front Cap

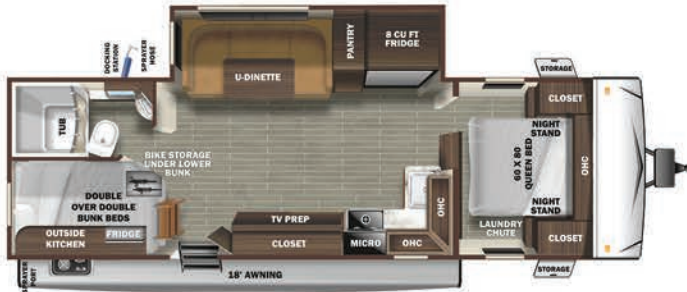




212FB



262RL



241BH



281BH



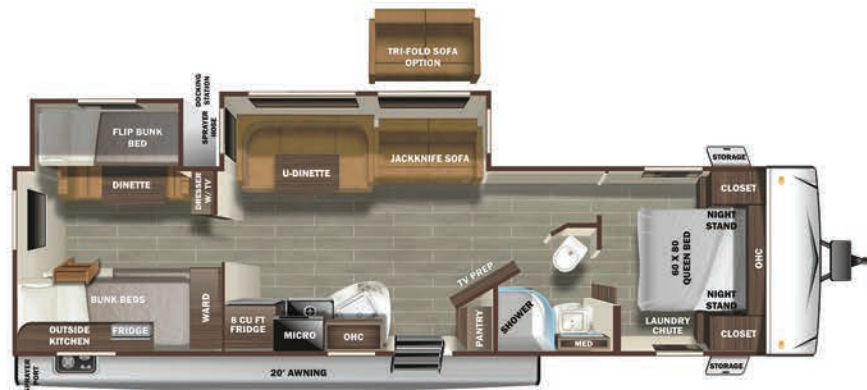
242RL



291QB



261BH



311BH

# TELLURIDE

BY STARCRAFT



## SPECIFICATIONS

	251RES	289RKS	292RLS	296BHS	334RLS	338MBH
Square Feet	284	283	322	322	362	383
Unloaded Vehicle Weight (lbs.)	7,380	7,625	8,170	8,070	8,550	9,535
Dry Hitch Weight (lbs.)	1,210	1,300	1,365	1,220	1,455	1,680
Gross Vehicle Weight Rating (GVWR)	9,200	9,760	9,995	9,995	10,500	11,500
Cargo (Gross)	1,820	2,135	1,825	1,925	1,950	1,965
Exterior Length (Pin to Rear)	29' 4"	29' 10"	31' 6"	34' 0"	34' 11"	36' 10"
Exterior Height	12' 5"	12' 5"	12' 5"	12' 6"	12' 7"	12' 5"
Exterior Width	8' 1"	8' 1"	8' 1"	8' 1"	8' 1"	8' 1"
Exterior Width (Slides Out)	11' 4"	11' 4"	13' 0"	11' 4"	14' 3"	14' 3"
Interior Height (Overall)	8' 0"	8' 0"	8' 0"	8' 0"	8' 2"	8' 0"
Interior Height (Upper Deck)	6' 10"	6' 10"	6' 10"	6' 10"	6' 5"	6' 10"
Fresh Water Capacity (gals.)*	51	51	51	51	51	51
Gray Waste Water Capacity (gals.)	58	58	58	58	58	58
Black Waste Water Capacity (gals.)	29	29	29	29	29	29
LP Capacity (lbs.)	60	60	60	60	60	60
Tire Size	15"	15"	15"	15"	15"	15"
Awning Size	20'	20'	11' & 9'	21'	18'	19'

\*Includes Water Heater

## INTERIOR AMENITIES

- Residential-Style Flooring - Designer Carefree Congoleum®
- Residential Queen Mattress
- Pocket-Screwed Lumbercore Cabinet Construction
- Foldable Table Legs for Indoor/Outdoor Use
- Theater Seating
- Porcelain Foot Flush Toilet
- Radius Corner Shower & Glass Shower Door
- 15,000 BTU A/C with Quiet Residential Return Air
- Fireplace
- Stainless Steel Appliances
- Glass Flush Mount Cooktop & 17" Oven
- 1 cu. ft. Microwave
- Solid Surface Countertops
- 12V AM/FM/BT Stereo with USB Input
- Wi-Fi Ready
- Kid & Pet Friendly
  - No Carpet Throughout Main Living Areas
  - No Floor Heat Registers
  - Pull-Out Pet Dishes
  - MyPillow® Pet Bed

## EXTERIOR CONVENIENCES

- LP Quick Disconnect
- Keyed-Alike™ Entrance & Baggage Doors
- Rear Access Ladder
- Electric Awning with LED Lighting & Integrated Speakers
- Docking Station with Tank Flush
- 3-20lb. LP Bottles
- Friction Hinge Entrance Door with Window & Shade Prep
- Solar Prep
- Pet Tie Out with Bottle Opener
- Solid Swing-Down Step
- PVC Roof Membrane (15 Year Limited Warranty)



251RES



296BHS



289RKS



334RLS



292RLS



338MBH

**QUALITY YOU  
CAN COUNT  
ON SINCE 1903.**



Go the distance with our 3-Year Limited Structural Warranty plus a 1-Year Limited Manufacturer's Warranty—freedom from worry is your best travel companion.



Welcome the weather. Extend your camping season with climate packages, featuring forced air heated and enclosed underbellies (most models).

**eco** advantage™

Protect the environment with Starcraft EcoAdvantage™. Obtain peace of mind with our longstanding commitment to protecting the environment.



### NOTES

---

---

---

---

---

---

---

---

---

---

### LOCAL DEALER INFO

---

---

---

---

---

---

---

---

---

---

# STARCRAFT

903 S. Main Street | Middlebury, IN 46540 USA | (800) 945-4787 | [starcraftcamping.com](http://starcraftcamping.com)

Unloaded Vehicle Weight (UVW): Sometimes referred to as "Dry Weight," UVW means the typical weight of this trailer as built at the factory. The UVW, as used in product literature and other promotional materials, does not include cargo, fresh water, propane, options or dealer-installed accessories. Hitch Weight (HW): The hitch weight, as used in product literature and other promotional materials, does not include cargo, fresh water, propane gas, options or dealer-installed accessories. The addition of these types of items will either add to or subtract from the stated hitch weight. It is important for your safety and enjoyment that your tow vehicle be adequately sized and equipped to tow and handle the GVWR of the RV you select. Review weights and rating of your tow vehicle and consult a competent advisor for questions or advice. Whether you are new to RVing or a veteran, get a feel for the performance of your tow vehicle before heading out on the roadways. When you tow an RV, you must drive differently than when you drive a single vehicle. Practice hooking up, driving, backing up and backing in a safe environment or seek out professional instruction. Starcraft affixes a weight label to each RV which lists weight information for that vehicle. See specifications chart on the respective pages of this brochure.

Starcraft RV | 903 S. Main Street | Middlebury, IN 46540 | See dealer for further information and prices. All information in this brochure and on [www.StarcraftCamping.com](http://www.StarcraftCamping.com) is the latest available at the time of publication approval. Starcraft RV reserves the right to make changes and to discontinue models without notice or obligation. Photography may show optional equipment or props used for decoration purposes only. RVs built for sale in Canada may differ to conform to Canadian codes. Starcraft and the S are registered trademarks of Jayco, Inc. Printed in U.S.A. 08/2019