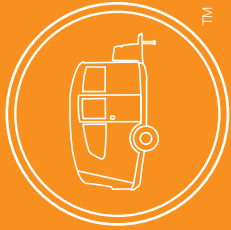


2019
Basecamp





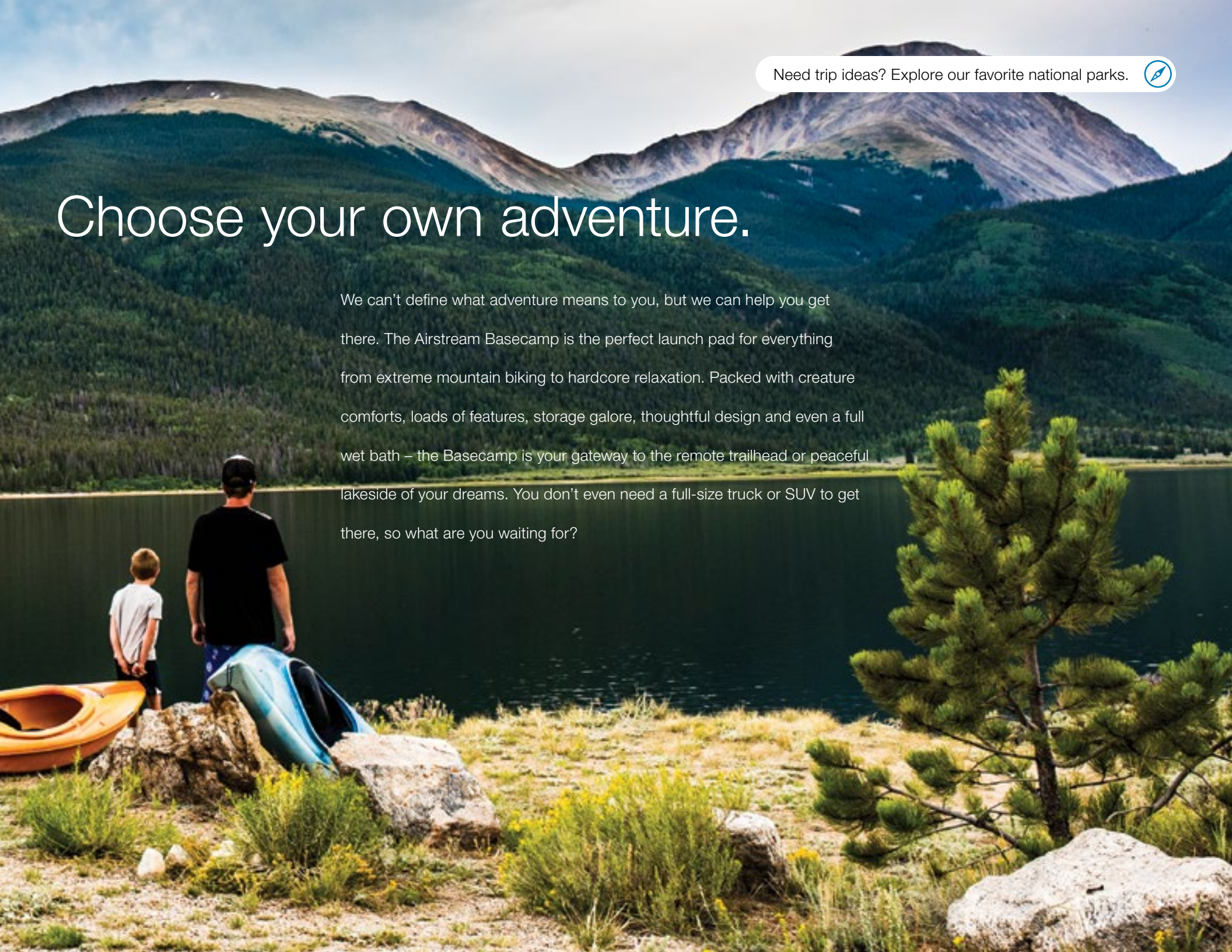
Basecamp

Need trip ideas? Explore our favorite national parks.



Choose your own adventure.

We can't define what adventure means to you, but we can help you get there. The Airstream Basecamp is the perfect launch pad for everything from extreme mountain biking to hardcore relaxation. Packed with creature comforts, loads of features, storage galore, thoughtful design and even a full wet bath – the Basecamp is your gateway to the remote trailhead or peaceful lakeside of your dreams. You don't even need a full-size truck or SUV to get there, so what are you waiting for?



Introducing Basecamp X





EXPLORE

extreme locations.



You're an adventurer. With the Basecamp X-Package, you can get even further off the beaten path – all while enjoying the comforts of home. The Basecamp X-Package adds features and accessories that increase departure angle and durability for more all-terrain use.

Basecamp X-Package Features

- Black shadow wheel design
- Goodyear® Wrangler All-Terrain Tires
- Lift kit that provides three extra inches of clearance
- Solar front window protection
- Stainless steel rock guards





Glacier Lake Interior



The 2019 Airstream Basecamp is a sturdy, hypnotically beautiful escape pod packed with everything you need to live in complete comfort – whether you're off the grid, at a family campground, or in a friend's backyard.



Red Rock Interior

Eggs with bacon and a side of landscape.



River Rock Interior

You're gonna need
a longer weekend.







Full bed sleeping option – 76 in. x 76 in.




Half bed sleeping option – 38 in. x 76 in.



Bench storage – 11.5 cubic feet



Group seating option – U-lounge seating for 5

 See how we're built to last.



Floorplans and Interiors


View our Interactive Basecamp floorplan.



Red Rock Interior




Flooring




Accent Laminate



Main Laminate




Seating




Cargo Bar

River Rock Interior



Flooring



Accent Laminate



Main Laminate



Seating



Cargo Bar

Glacier Lake Interior



Flooring



Accent Laminate



Main Laminate



Seating



Cargo Bar

[View our Interactive Basecamp floorplan.](#)



The full wet bath takes the sting (and stink) out of remote adventures.



Basecamp Specifications

	Basecamp	Basecamp X
Exterior Length	16 ft. 3 in.	16 ft. 3 in.
Exterior Width	7 ft.	7 ft.
Interior Width	6 ft. 4.5 in.	6 ft. 4.5 in.
Exterior Height with A/C	8 ft. 8.75 in.	9 ft. 0 in.
Exterior Height without A/C	8 ft. 7.5 in.	8 ft. 10.75 in.
Interior Height with A/C (Entry Area)	6 ft. 3.5 in.	6 ft. 3.5 in.
Hitch Weight (with LP & Batteries)	410	435
Unit Base Weight (with LP & Batteries)	2,585	2,635
Maximum Trailer Capacity (GVWR) (lbs.)	3,500	3,500
Net Carrying Capacity (lbs.)	915	865
Fresh Water Tank (gal.)	22	22
Gray and Black Water Combo Tank (gal.)	29 (Combo)	29 (Combo)
30 AMP Service Single A/C with Heat Strip (9,200 BTU)	OPT	OPT
Truma Combi™ Eco Plus Heating System (14,300 BTU)	STD	STD
Refrigerator	2-way 3 cu. ft.	2-way 3 cu. ft.
Microwave	OPT	OPT
Interior Windows and Skylights	8	8
Bed Configuration	Half Bed (38" x 76") Complete Bed (76" x 76")	Half Bed (38" x 76") Complete Bed (76" x 76")
Sleeping Capacity	Up to 2	Up to 2



Keep the bugs out and the gear close with optional patio and rear tents.

Basecamp Exterior Features

Semi-Monocoque Aluminum Superstructure	STD
Fluorocarbon Treated UV Protected Aluminum Exterior	STD
Thermal Barrier Protection Between Interior and Exterior	STD
Hand Crafted Welded Extruded Aluminum Window Frames	STD
Tempered Tinted Windows w/ Rear Venting Windows	STD
LP (2 – 20 lb. Steel Tanks) w/ auto 2-stage regulator	STD
Custom Molded Plastic LP Cover w/ Storage Tray	STD
2 Deep Cycle Battery (lead acid) Group 24 w/ Converter	STD
Exterior LP Quick Connect Service Port	STD
3M® Film Front Stone Guard Protection (replaced with 'X-Package')	STD
Exterior Shower w/ Hot & Cold Water	STD
Lockable Fresh Water Tank Inlet	STD
City Water Inlet w/ Water Pressure Regulator	STD
Hand Painted Chassis	STD
Torsion Axle Suspension	STD
Manual Hitch Jack	STD
2 Heavy Duty Stabilizer Jacks	STD
Goodyear® ST255/55R18 Tires, Balanced (replaced with 'X-Package')	STD
Stylized Aluminum Wheels	STD
Nev-R-Adjust® Brakes	STD
Spare Tire	STD
Solar Pre-wire (3 Rooftop & 1 Front Access Points)	STD
160w Solar Package w/ Upgraded AGM Batteries (x2)	OPT
Dedicated Sewer Hose Storage	STD
Custom Handcrafted Wide Entry Door w/ Window	STD
Aluminum Entry Door Handle	STD
Unique Front Door Key w/ Heavy Duty Deadbolt	STD
Steel Entry Step	STD
LED Entrance Light	STD
LED Tank Service Light	STD
Cast Aluminum LED Taillights	STD
License Plate Bracket with LED Light	STD
Enclosed Aluminum Insulated Heated Underbelly	STD

Basecamp X-Package (optional)

3" Lift kit for added ground clearance	OPT
Goodyear 235/75R15 Wrangler Tires, Balanced	OPT
Black Shadow Aluminum Wheels	OPT
Solar Front Window Protection	OPT
Stainless Steel Front Stone Guard Protection	OPT

Read more about Basecamp's features online.



Basecamp Interior Features

Complete Aluminum Interior Walls and Ceiling	STD
Fantastic® Fan	STD
Probeless Tank Monitoring System	STD
EcoBatt™ Insulation	STD
5/8" WBP Tongue-and-Groove Wood Floor	STD
Anti-wicking Outside Edge Floor Sealant	STD
Sliding Screen Front Door and Removable Rear Screen	STD
Panoramic Front Windows with Blackout Shades	STD
Handcrafted Italian Lite-Ply® Laminated Interior Cabinetry	STD
Seamless Vinyl Flooring	STD
LED Interior Lighting	STD
Overhead Storage	STD
Electric/LP Water Heater – Truma Combi™ Eco Plus	STD
Coat & Key Hooks	STD
Tie Down Hooks	STD

Galley, Dinette & Lounge Features

2 Burner Cooktop (LP Gas)	STD
Laminate Galley Top	STD
Stainless Steel Sink w/ Integrated Cover	STD
2 Movable Laminate Table Tops with Aluminum Pedestals	STD
2 Additional Short Aluminum Pedestals for Bed Conversion	STD
Spradling Stain Resistant Convertible Cushions	STD
Convertible Lounge, Storage and Sleeping Accommodations	STD
Flatware Organizer	STD
Blackout Curtain(s)	STD
Pop Up 110v USB and Standard Outlets	STD

Bedroom Features

Cargo LED Light	STD
Under Bed Storage	STD
Blackout Curtain(s)	STD
12v USB Ports	STD

Bathroom Features

Removable Hand Held Shower Head w/ Shutoff	STD
Porcelain Toilet	STD
Roof Vent/Fan	STD
Towel Bar/Hooks	STD
Retractable Clothes Line in Shower	STD


Additional Features and Options

Fully Enclosed Patio Tent (180" w x 72" d x 93" h) – Parts Dept.	OPT
Fully Enclosed Rear Tent (72" w x 72" d x 82" h) – Parts Dept.	OPT
Patio Awning – Parts Dept.	OPT
Airstream Logo Entrance Mat	STD
Fire Extinguisher	STD
LP, Smoke & Carbon Monoxide Detectors	STD
12v Tank Heaters (In Addition To Heated Underbelly)	STD
Winterization Bypass Valve	STD
Secondary Battery Storage	STD
TRA Certification™ Green: Emerald Status (Highest Rating)	STD
3 Year Airstream Limited Warranty (Transferable)	STD
3 Year 24/7 Coach-Net® Roadside Assistance	STD
A/C Condensation Drain at Ground Level	STD




It's Time To Live Riveted®.

Airstreams are built to go places — to withstand the test of time with enduring quality, design and integrity. Since the first Airstream was riveted together in 1932, we've helped our customers explore a world of new experiences in comfort and luxury. This journey can take you anywhere, but there's only one way to get there — in an Airstream of your own.

 Find your dealer and find your Basecamp.



 **AIRSTREAM**

419 West Pike Street
P.O. Box 629
Jackson Center, OH
45334 USA

937-596-6111
www.airstream.com

The Airstream Travel Trailer Fleet



Product information, specifications, and photography in this brochure were as accurate as possible at time of printing. Photographs may contain some features that are optional on your vehicle.

Since we continually strive to improve our products, actual products may differ. Prices and specifications are subject to change without notice. All capacities are approximate and dimensions are nominal. Some features or options may be different or unavailable in other countries.

Warning – This information is intended as a guide only. Weights of individual vehicles may vary. Consult your owner's manual for complete loading, weighing, and towing instructions. Do not overload the travel trailer.

TOMMY BAHAMA is a registered trademark of Tommy Bahama Group, Inc. Used with permission

AIRSTREAM®, BASECAMP™, and all related model names, slogans, logos, trade dress, and trademarks are owned or used under license by Airstream, Inc.

U.S. Patent Nos. D510,645 and D813,191.

All content and images
© Airstream 2018

BC 35K 9/18