

Lance: Recreational Versatility



Get more recreational versatility with a Lance camper. A Lance is the *only* RV that maximizes your RV investment – giving you the freedom to travel with the three-in-one combination of a vehicle, camper and trailer. You can drive to your destination, unload the camper off your truck, and take your boat and toys out for a ride!

Lance

Lance: Recreational Versatility



Get more recreational versatility with a Lance camper. A Lance is the *only* RV that maximizes your RV investment – giving you the freedom to travel with the three-in-one combination of a vehicle, camper and trailer. You can drive to your destination, unload the camper off your truck, and take your boat and toys out for a ride!

Lance

Why a Lance camper?



Real reasons to own a Lance from real Lance owners

At the Lance factory, there are thousands of testimonials and marketing surveys on-file from Lance camper owners across North America giving us their reasons why they purchased a Lance. Here are some of the main reasons we consistently hear...



Economy...lower costs

“Investigating the real overall price of a motorhome (fuel, storage, registration, engine and transmission repairs, tires, insurance and depreciation) vs. the versatility, utility and economy of a Lance on our 4WD diesel truck...our choice was obvious. Lance just made sense.”

— WORONOCO, MASSACHUSETTS

Tow all your toys

“We use our truck during the week for work and errands around town, and use our Lance to go out camping weekends – pulling the boat or our other toys in the trailer – so it's the best choice for us.”

— PLANO, TEXAS

Best floorplans

“We looked at most all campers for over a year – including other states – and Lance had the best floorplans. The bathroom was a big factor in our decision. We moved from a 40-foot bus to a Lance Max 1181 and we're not sorry at all.”

— MADISON, WISCONSIN

Easy to use...load/unload

“Admittedly, the Lance is not as big as a pull-along trailer – but, it is easy to pack – easy to load and unload off your truck – easy to drive in the wind – and easy to set up. If I need my truck to go somewhere, in minutes I'm ready. It's just easy!”

— TORONTO, ONTARIO | CANADA

Satisfied, repeat owners

“In 1998 we bought a Lance Squire 3000 and used it until March 2005 when we traded it in for a new Lance Max 1181. (We wanted a larger camper for more extensive camping.) I really hated trading in our Squire 3000 because it had served us so well and had nothing wrong with it. But our new 1181 works great too!”

— QUEENSBURY, NEW YORK

Quality...best-built...features

“We checked out other RVs and still found Lance to have the highest quality construction and to be the best built – and it had the most features we liked and needed. Good layout...really well-designed.”

— COLORADO SPRINGS, COLORADO

Versatility...#1 for 41 years

“Believe me, we looked. For over two years we did the research on RVs – fifth-wheels, motorhomes, toy-haulers and campers. What we found was a truck camper is the most versatile for our needs, and that Lance is the #1 brand in campers, and has been so for decades. That's why we went with a Lance, and we couldn't be happier. Thanks!”

— EUGENE, OREGON

Maneuver...go anywhere

“Backing up is easy. I can stop anywhere for lunch and just pull into a regular parking spot. And since my Lance has about the same footprint as my truck, I can go anywhere I want. Beaches, backroads...even snow areas...are more accessible than with any other RV.”

— FORT MYERS BEACH, FLORIDA

The right size of RV

“I could never see hauling a huge RV, trailer or fifth-wheel around the country. This is *camping*! If I need that much room, I might as well stay home!”

— PASKENTA, CALIFORNIA

6 major ways Lance is #1

BEST CAMPER DESIGN + ENGINEERING



It all starts with the right people building the right products the right way. From CAD design to the latest in welded aluminum and bonded lamination technologies, we've invested the capital in personnel, equipment, materials and techniques to forge the strongest, most durable truck campers on the planet. No other camper manufacturer can match our 41 years' expertise.

BEST CAMPER CONSTRUCTION

Compared to typical RV construction, the methods, machinery and materials we use to build our campers are unique. To us, construction (much of which you don't see) is what separates us from most others. When you step inside a Lance camper, you'll immediately sense and feel the difference – a *substantial* difference! One of the main innovations is in how our aluminum-framed **Lance** and **Lance Max™ Series** units are built...

ANOTHER
LANCE
INNOVATION

LanceLock™



.060 aluminum

Welded .060-inch wall thickness aircraft-grade aluminum framing – coated with Alodine® (enhancing the molecular bonding of the metal during the LanceLock process) – and precision assembled within a jig system.

Total insulation



Solid, high-density rigid block foam insulation through the entire camper – creating a total thermally protected enclosure for four-season use.



A cut-away cross-section of the bonded, laminated, structural LanceLock platform. An incredibly strong, solid foundation.

The structure

LanceLock lamination

Lance uses state-of-the-art, high-pressure bonded lamination technologies to fabricate its structural panel assemblies.

new

Four new models for 2006

page 12

8'6" **Lance® 851**
8'6" **Lance 861** short bed
9'11" **Lance 951**
10'11" **Lance Lite™ 1055**

Why a Lance camper?



Real reasons to own a Lance from real Lance owners

At the Lance factory, there are thousands of testimonials and marketing surveys on-file from Lance camper owners across North America giving us their reasons why they purchased a Lance. Here are some of the main reasons we consistently hear...

Quality...best-built...features

"We checked out other RVs and still found Lance to have the highest quality construction and to be the best built - and it had the most features we liked and needed. Good layout...really well-designed."

- COLORADO SPRINGS, COLORADO

Versatility...#1 for 41 years

"Believe me, we looked. For over two years we did the research on RVs - fifth-wheels, motorhomes, toy-haulers and campers. What we found was a truck camper is the most versatile for our needs, and that Lance is the #1 brand in campers, and has been so for decades. That's why we went with a Lance, and we couldn't be happier. Thanks!"

- EUGENE, OREGON

Maneuver...go anywhere

"Backing up is easy. I can stop anywhere for lunch and just pull into a regular parking spot. And since my Lance has about the same footprint as my truck, I can go anywhere I want. Beaches, backroads...even snow areas...are more accessible than with any other RV."

- FORT MYERS BEACH, FLORIDA

The right size of RV

"I could never see hauling a huge RV, trailer or fifth-wheel around the country. This is *camping*! If I need that much room, I might as well stay home!"

- PASKENTA, CALIFORNIA

Economy...lower costs

"Investigating the real overall price of a motorhome (fuel, storage, registration, engine and transmission repairs, tires, insurance and depreciation) vs. the versatility, utility and economy of a Lance on our 4WD diesel truck...our choice was obvious. Lance just made sense."

- WORONOCO, MASSACHUSETTS

Tow all your toys

"We use our truck during the week for work and errands around town, and use our Lance to go out camping weekends - pulling the boat or our other toys in the trailer - so it's the best choice for us."

- PLANO, TEXAS

Best floorplans

"We looked at most all campers for over a year - including other states - and Lance had the best floorplans. The bathroom was a big factor in our decision. We moved from a 40-foot bus to a Lance Max 1181 and we're not sorry at all."

- MADISON, WISCONSIN

Easy to use...load/unload

"Admittedly, the Lance is not as big as a pull-along trailer - but, it is easy to pack - easy to load and unload off your truck - easy to drive in the wind - and easy to set up. If I need my truck to go somewhere, in minutes I'm ready. It's just easy!"

- TORONTO, ONTARIO | CANADA

Satisfied, repeat owners

"In 1998 we bought a Lance Squire 3000 and used it until March 2005 when we traded it in for a new Lance Max 1181. (We wanted a larger camper for more extensive camping.) I really hated trading in our Squire 3000 because it had served us so well and had nothing wrong with it. But our new 1181 works great too!"

- QUEENSBURY, NEW YORK

6 major ways Lance is #1

BEST CAMPER DESIGN + ENGINEERING



It all starts with the right people building the right products the right way. From CAD design to the latest in welded aluminum and bonded lamination technologies, we've invested the capital in personnel, equipment, materials and techniques to forge the strongest, most durable truck campers on the planet. No other camper manufacturer can match our 41 years' expertise.

BEST CAMPER CONSTRUCTION

Compared to typical RV construction, the methods, machinery and materials we use to build our campers are unique. To us, construction (much of which you don't see) is what separates us from most others. When you step inside a Lance camper, you'll immediately sense and feel the difference - a *substantial* difference! One of the main innovations is in how our aluminum-framed **Lance** and **Lance Max™ Series** units are built...

ANOTHER
LANCE
INNOVATION

LanceLock™



.060 aluminum

Welded .060-inch wall thickness aircraft-grade aluminum framing - coated with Alodine® (enhancing the molecular bonding of the metal during the LanceLock process) - and precision assembled within a jig system.

Total insulation



Solid, high-density rigid block foam insulation through the entire camper - creating a total thermally protected enclosure for four-season use.



A cut-away cross-section of the bonded, laminated, structural LanceLock platform. An incredibly strong, solid foundation.

The structure

LanceLock lamination

Lance uses state-of-the-art, high-pressure bonded lamination technologies to fabricate its structural panel assemblies.

new

Four new models for 2006 page 12

8'6" **Lance® 851**
8'6" **Lance 861** short bed
9'11" **Lance 951**
10'11" **Lance Lite™ 1055**



BEST IN OWNER SATISFACTION

Integrity. Sometimes an inconvenient word in today's business world. At Lance, we believe in treating people fairly – and always strive to do what's right. We believe in owner satisfaction and are grateful to our many Lance owners since 1965.

BEST REPUTATION FOR QUALITY

Lance has again received (as we have numerous times before) the prestigious Dealer Satisfaction Index (DSI) Quality Circle Award for product excellence from the RVDA (Recreation Vehicle Dealers Association). Only a handful of RV manufacturers make the grade in this annual competition judged by dealerships.



110,000-square-foot manufacturing plant and administrative offices complex

BEST FACILITIES

With over 400 employees working on a 22-acre campus devoted solely to truck campers, we know of no other camper manufacturer that matches the caliber of our state-of-the-art facilities.



31,000 square foot for parts, service and dealer training



BEST DEALERSHIP NETWORK

Lance's reputation for quality products extends outward to the quality owner care and customer service you'll receive at each of our more than 100 Factory Authorized Lance Dealerships across the US and Canada. Whether it's a first-time purchase, parts order, annual service checkup or repeat purchase, we train our dealers to provide friendly service and accurate support.

Aluminum extrusions

Interlocking aluminum extrusions (highlighted here in red) fasten LanceLock's laminated structural panels together – adding strength while assuring a tight-tolerance fit.

TECHNICAL ADVISORY

No other camper manufacturer uses extrusions to properly connect their aluminum-tubed framing together!

SEE A LANCE FOR YOURSELF AND COMPARE THE QUALITY!



TPO roofs

All Lance models come with seamless, marine-grade TPO (thermoplastic polyolefin) roofs – a superior material usually reserved for motorhomes.

Matching your truck + camper

Welcome to the 2006 Lance brochure

Matching your truck to the right camper is easier through the fresh design of this 2006 edition of the Lance brochure.

The floorplans and basic specs for our four new 2006 models can be found on page 12.

Our other nine models (on pages 4 through 11) have been grouped together by sizes – from shortest to longest by interior foot-length measure – and there are large photos of the interiors.

Some standard features and product highlights can found on pages 14 and 15 – and a complete index of standard features and options can be found on the Lance website at www.lancecamper.com.

Once at LanceCamper.com, you can locate your nearest Lance dealer or even request a quote.

Your truck and camper package

Truck manufacturers provide consumers with certain ratings to help determine the capacities of the truck, as manufactured. Some of those ratings are posted on the driver's-side door jam, on a label in the glove box, or in the owner's manual or other literature.

If you already own a truck that you intend to use for a camper, it's always wise to take it to a commercial truck scale to determine the actual weight of the truck. That information – along with your truck capacity information – will help you determine the remaining capacities for carrying and/or towing.

Camper weights – both dry and wet – vary depending on what optional equipment you have installed and how full your holding tanks are. Also, take into consideration the weight of passengers, gear and trailer tongue (if applicable).

Truck and camper package handling can be greatly improved by the addition of support equipment like air springs, special truck shocks, and cabover shocks – detailed on page 13. Maintaining maximum tire pressure on quality tires with ratings equal to, or better than, your original tires is also important.

Because Lance is unfamiliar with your specific truck and how you intend to use it, Lance Camper Manufacturing Corporation makes no warranties or representation – express or implied – as to the performance or reliability of your truck with a Lance camper.

For professional guidance, see your Lance dealer

For complete information and professional guidance on matching your truck to a camper, please consult your Factory Authorized Lance Dealer. They'll be happy to assist you.



See your Lance dealer. They're trained in properly calculating truck/camper packages.

Key to footnotes within basic spec tables appearing on product pages 4 through 12

* Headroom measured as height from cabover floor (without mattress) to highest point in cabover ceiling.

** Height measured from camper's truck bed plate to roof (without air conditioning unit, satellite TV antenna or roof storage system) – including the seven inches for the top of roof ladder.

† Height measured from camper's retracted legs to roof (without air conditioning unit, satellite TV antenna or roof storage system) – including the seven inches for the top of roof ladder.

‡ Dry weight based upon standard model features – not including options, equipment packages or dealer-installed items.



BEST IN OWNER SATISFACTION

Integrity. Sometimes an inconvenient word in today's business world. At Lance, we believe in treating people fairly – and always strive to do what's right. We believe in owner satisfaction and are grateful to our many Lance owners since 1965.

BEST REPUTATION FOR QUALITY

Lance has again received (as we have numerous times before) the prestigious Dealer Satisfaction Index (DSI) Quality Circle Award for product excellence from the RVDA (Recreation Vehicle Dealers Association). Only a handful of RV manufacturers make the grade in this annual competition judged by dealerships.



Overlooking the final assembly lines
110,000-square-foot manufacturing plant and administrative offices complex

BEST FACILITIES

With over 400 employees working on a 22-acre campus devoted solely to truck campers, we know of no other camper manufacturer that matches the caliber of our state-of-the-art facilities.



31,000 square feet for parts, service and dealer training



BEST DEALERSHIP NETWORK

Lance's reputation for quality products extends outward to the quality owner care and customer service you'll receive at each of our more than 100 Factory Authorized Lance Dealerships across the US and Canada. Whether it's a first-time purchase, parts order, annual service checkup or repeat purchase, we train our dealers to provide friendly service and accurate support.

Aluminum extrusions

Interlocking aluminum extrusions (highlighted here in red) fasten LanceLock's laminated structural panels together – adding strength while assuring a tight-tolerance fit.

TECHNICAL ADVISORY

No other camper manufacturer uses extrusions to properly connect their aluminum-tubed framing together!

SEE A LANCE FOR YOURSELF AND COMPARE THE QUALITY!



TPO roofs

All Lance models come with seamless, marine-grade TPO (thermoplastic polyolefin) roofs – a superior material usually reserved for motorhomes.

Matching your truck + camper

Welcome to the 2006 Lance brochure

Matching your truck to the right camper is easier through the fresh design of this 2006 edition of the Lance brochure.

The floorplans and basic specs for our four new 2006 models can be found on page 12.

Our other nine models (on pages 4 through 11) have been grouped together by sizes – from shortest to longest by interior foot-length measure – and there are large photos of the interiors.

Some standard features and product highlights can found on pages 14 and 15 – and a complete index of standard features and options can be found on the Lance website at www.lancecamper.com.

Once at LanceCamper.com, you can locate your nearest Lance dealer or even request a quote.

Your truck and camper package

Truck manufacturers provide consumers with certain ratings to help determine the capacities of the truck, as manufactured. Some of those ratings are posted on the driver's-side door jam, on a label in the glove box, or in the owner's manual or other literature.

If you already own a truck that you intend to use for a camper, it's always wise to take it to a commercial truck scale to determine the actual weight of the truck. That information – along with your truck capacity information – will help you determine the remaining capacities for carrying and/or towing.

Camper weights – both dry and wet – vary depending on what optional equipment you have installed and how full your holding tanks are. Also, take into consideration the weight of passengers, gear and trailer tongue (if applicable).

Truck and camper package handling can be greatly improved by the addition of support equipment like air springs, special truck shocks, and cabover shocks – detailed on page 13. Maintaining maximum tire pressure on quality tires with ratings equal to, or better than, your original tires is also important.

Because Lance is unfamiliar with your specific truck and how you intend to use it, Lance Camper Manufacturing Corporation makes no warranties or representation – express or implied – as to the performance or reliability of your truck with a Lance camper.

For professional guidance, see your Lance dealer

For complete information and professional guidance on matching your truck to a camper, please consult your Factory Authorized Lance Dealer. They'll be happy to assist you.



See your Lance dealer. They're trained in properly calculating truck/camper packages.

Key to **footnotes** within basic spec tables appearing on product pages 4 through 12

* Headroom measured as height from cabover floor (without mattress) to highest point in cabover ceiling.

** Height measured from camper's truck bed plate to roof (without air conditioning unit, satellite TV antenna or roof storage system) – including the seven inches for the top of roof ladder.

† Height measured from camper's retracted legs to roof (without air conditioning unit, satellite TV antenna or roof storage system) – including the seven inches for the top of roof ladder.

‡ Dry weight based upon standard model features – not including options, equipment packages or dealer-installed items.

Lance Lite 815

8'6" narrow-body wet bath camper with short bed modification available

The 815 for 2006 is a lightweight, fully-self-contained camper – complete with a shower, toilet, water heater, sink, stove, comfortable eating area, queen-size bed, forced-air furnace – and plenty of room to make memories that last lifetimes. Perfect for lighter duty trucks, it's lower, lighter and sleeker than our other campers.



8'6" long bed/short bed camper

Interior floor length 8'6"
Interior height 6'6"
Cabover interior headroom 32½"^{**}
Truck bed height 89¼"^{***}
Exterior width 86"
Overall exterior height 96¼"[‡]

^{**} The 815 won't fit dual rear-wheel trucks.
^{††} Shower waste drains into black tank.
All other footnotes defined on page 3.

Fresh water tank 18 gallons
Grey water tank 11 gallons
Black water tank 10 gallons^{††}
Propane 1 five-gallon tank
Refrigerator 3 cubic feet – three-way power mode
Furnace 18,000 BTUs

Standard cabover configuration
Exterior length 15'5"
Center of gravity 67" long bed/49" short bed
Dry weight 1620 pounds

Extended cabover configuration
Exterior length 16'5"
Center of gravity 68" long bed/50" short bed
Dry weight 1720 pounds[†]

Mineral Wash interior

Lance Lite 815

8'6" narrow-body wet bath camper with short bed modification available

The 815 for 2006 is a lightweight, fully-self-contained camper – complete with a shower, toilet, water heater, sink, stove, comfortable eating area, queen-size bed, forced-air furnace – and plenty of room to make memories that last lifetimes. Perfect for lighter duty trucks, it's lower, lighter and sleeker than our other campers.



8'6" long bed/short bed camper

Interior floor length 8'6"
Interior height 6'6"
Cabover interior headroom 32½"
Truck bed height 89¼"
Exterior width 86"
Overall exterior height 96¼"

The 815 won't fit dual rear-wheel trucks.
†† Shower waste drains into black tank.
All other footnotes defined on page 3.

Fresh water tank 18 gallons
Grey water tank 11 gallons
Black water tank 10 gallons††
Propane 1 five-gallon tank
Refrigerator 3 cubic feet –
three-way power mode
Furnace 18,000 BTUs

Standard cabover configuration
Exterior length 15'5"
Center of gravity 67" long bed/49" short bed
Dry weight 1620 pounds

Extended cabover configuration
Exterior length 16'5"
Center of gravity 68" long bed/50" short bed
Dry weight 1720 pounds†

Mineral Wash interior

Lance Lite 835

8'6" wet bath long bed camper

8'6" long bed camper

Because of no overhang with the 835, you can pull a large load without a hitch box extension. And with a dinette that converts into a bed – along with the standard overhead bunk – it can comfortably sleep five.

Interior floor length 8'6"
Interior height 6'8"
Cabover interior headroom 34"*
Truck bed height 90 1/2"*
Exterior width 93"
Overall exterior height 102 1/2"
Fresh water tank 33 gallons
Grey water tank 8 gallons
Black water tank 8 gallons
Propane 1 five-gallon tank
Refrigerator 4 cubic feet –
three-way power mode
Furnace 18,000 BTUs



Extended cabover only
Exterior length 16'5"
Center of gravity 68"
Dry weight 2011 pounds†

* Footnotes defined on page 3.

Copper Canyon interior

8'6" short bed camper

With a built-on bumper and step for easy access into the coach, the 845 is a short bed truck owner's dream.

The Lance Lite Series' extended cabover with queen-size bed is standard on both the 835 and 845. The front cabinets in the cabover bedroom area provide extra storage.

Interior floor length 8'6"
Interior height 6'8"
Cabover interior headroom 34"*
Truck bed height 90 1/2"*
Exterior width 93"
Overall exterior height 102 1/2"
Fresh water tank 33 gallons
Grey water tank 13 gallons
Black water tank 14 gallons
Propane 2 five-gallon tanks
Refrigerator 4 cubic feet –
three-way power mode
Furnace 18,000 BTUs

Extended cabover only
Exterior length 16'5"
Center of gravity 47"
Dry weight 2240 pounds†

* Footnotes defined on page 3.



Lance Lite 845

8'6" wet bath short bed camper with generator capability

Waterfall interior

Lance Lite 835

8'6" wet bath long bed camper

8'6" long bed camper

Because of no overhang with the 835, you can pull a large load without a hitch box extension. And with a dinette that converts into a bed – along with the standard overhead bunk – it can comfortably sleep five.



Interior floor length 8'6"
Interior height 6'8"
Cabover interior headroom 34"*
Truck bed height 90 1/2"*
Exterior width 93"
Overall exterior height 102 1/2"±
Fresh water tank 33 gallons
Grey water tank 8 gallons
Black water tank 8 gallons
Propane 1 five-gallon tank
Refrigerator 4 cubic feet –
three-way power mode
Furnace 18,000 BTUs

Extended cabover only
Exterior length 16'5"
Center of gravity 68"
Dry weight 2011 pounds†

* Footnotes defined on page 3.

Copper Canyon interior

8'6" short bed camper

With a built-on bumper and step for easy access into the coach, the 845 is a short bed truck owner's dream.

The Lance Lite Series' extended cabover with queen-size bed is standard on both the 835 and 845. The front cabinets in the cabover bedroom area provide extra storage.



Interior floor length 8'6"
Interior height 6'8"
Cabover interior headroom 34"*
Truck bed height 90 1/2"*
Exterior width 93"
Overall exterior height 102 1/2"±
Fresh water tank 33 gallons
Grey water tank 13 gallons
Black water tank 14 gallons
Propane 2 five-gallon tanks
Refrigerator 4 cubic feet –
three-way power mode
Furnace 18,000 BTUs

Extended cabover only
Exterior length 16'5"
Center of gravity 47"
Dry weight 2240 pounds†

* Footnotes defined on page 3.

Lance Lite 845

8'6" wet bath short bed camper with generator capability

Waterfall interior

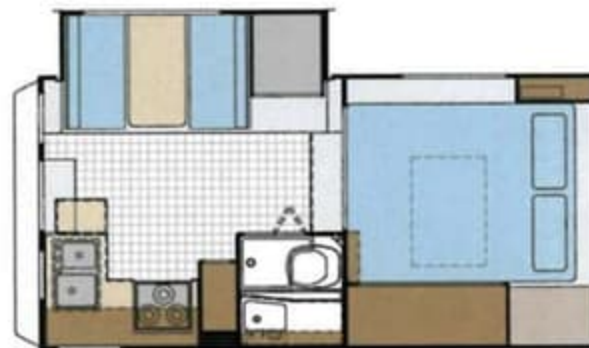


Lance Max 881

8'11" wet bath camper with generator capability – and dinette and refrigerator on roadside full-wall slideout

Copper Canyon interior

Built with Lance's exclusive LanceLock construction for full-size, heavy-duty short bed trucks, the 881 is our most spacious eight-footer ever. More floor space. More tank capacity. More storage space – with increased cabover headroom. And loaded with many of our most-popular features.



Interior floor length 8'11"
 Interior height 6'8"
 Cabover interior headroom 44 1/2"***
 Truck bed height 101 3/4"***
 Exterior width 96 3/8"
 Overall exterior height 112 3/4"†

Fresh water tank 30 gallons
 Grey water tank 30 gallons
 Black water tank 30 gallons
 Propane 2 five-gallon tanks
 Refrigerator 6 cubic feet –
 three-way power mode
 Furnace 15,000/22,000 BTUs –
 automatic dual-speed/dual-output

Extended cabover only
 Exterior length 17'0"
 Center of gravity 41"
 Dry weight 3265 pounds†

* Footnotes defined on page 3.

8'11" short bed camper



Lance Max 881

8'11" wet bath camper with generator capability – and dinette and refrigerator on roadside full-wall slideout

Copper Canyon interior

Built with Lance's exclusive LanceLock construction for full-size, heavy-duty short bed trucks, the 881 is our most spacious eight-footer ever. More floor space. More tank capacity. More storage space – with increased cabover headroom. And loaded with many of our most-popular features.



Interior floor length 8'11"
 Interior height 6'8"
 Cabover interior headroom 44½"
 Truck bed height 101¾"
 Exterior width 96¾"
 Overall exterior height 112¾"

Fresh water tank 30 gallons
 Grey water tank 30 gallons
 Black water tank 30 gallons
 Propane 2 five-gallon tanks
 Refrigerator 6 cubic feet –
 three-way power mode
 Furnace 15,000/22,000 BTUs –
 automatic dual-speed/dual-output

Extended cabover only
 Exterior length 17'0"
 Center of gravity 41"
 Dry weight 3265 pounds†

* Footnotes defined on page 3.

8'11" short bed camper



Lance Lite 915

9'6" wet bath camper with generator capability

Modestly priced, the Lance Lite 915 is our most popular size of camper. This mid-sized model is ideal for most heavy-duty single rear-wheel trucks. It includes lots of storage along with a large bath and complete galley.



9'6" camper

Interior floor length 9'6"
Interior height 6'10"
Cabover interior headroom 36"
Truck bed height 92 1/2"
Exterior width 93"
Overall exterior height 104 1/2"

Fresh water tank 33 gallons
Grey water tank 13 gallons
Black water tank 14 gallons
Propane 2 five-gallon tanks
Refrigerator 5 cubic feet -
three-way power mode
Furnace 18,000 BTUs

Extended cabover only
Exterior length 17'6"
Center of gravity 58"
Dry weight 2304 pounds[†]

[†] Footnotes defined on page 3.

Ponderosa interior



Lance Lite 915

9'6" wet bath camper with generator capability

Modestly priced, the Lance Lite 915 is our most popular size of camper. This mid-sized model is ideal for most heavy-duty single rear-wheel trucks. It includes lots of storage along with a large bath and complete galley.



9'6" camper

Interior floor length 9'6"
Interior height 6'10"
Cabover interior headroom 36"*
Truck bed height 92 1/2"*
Exterior width 93"
Overall exterior height 104 1/2"†

Fresh water tank 33 gallons
Grey water tank 13 gallons
Black water tank 14 gallons
Propane 2 five-gallon tanks
Refrigerator 5 cubic feet -
three-way power mode
Furnace 18,000 BTUs

Extended cabover only
Exterior length 17'6"
Center of gravity 58"
Dry weight 2304 pounds†

* Footnotes defined on page 3.

Ponderosa interior



Lance Max 981

9'11" wet bath camper with generator capability – and dinette and refrigerator on roadside full-wall slideout

Mineral Wash interior

The 981 is our most spacious nine-footer ever. Constructed with LanceLock, the 981 features a large skylight with ducted heat in the bathroom – 48-inch-long sub-floor tray for long item storage – a new mirrored wardrobe (for extra storage) and a huge insulated skylight (with ventilation screen and blackout shade) in the high-head-clearance cabover area.



Interior floor length 9'11"
 Interior height 6'8"
 Cabover interior headroom 44 1/2"
 Truck bed height 101 3/4"
 Exterior width 96 3/8"
 Overall exterior height 112 3/4"

Fresh water tank 40 gallons
 Grey water tank 30 gallons
 Black water tank 30 gallons
 Propane 2 seven-gallon tanks
 Refrigerator 6 cubic feet –
 three-way power mode
 Furnace 15,000/22,000 BTUs –
 automatic dual-speed/dual-output

Extended cabover only
 Exterior length 18'0"
 Center of gravity 51"
 Dry weight 3610 pounds[†]

[†] Footnotes defined on page 3.

9'11" camper



Lance Max 981

9'11" wet bath camper with generator capability – and dinette and refrigerator on roadside full-wall slideout

Mineral Wash interior

The 981 is our most spacious nine-footer ever. Constructed with LanceLock, the 981 features a large skylight with ducted heat in the bathroom – 48-inch-long sub-floor tray for long item storage – a new mirrored wardrobe (for extra storage) and a huge insulated skylight (with ventilation screen and blackout shade) in the high-head-clearance cabover area.




Interior floor length 9'11"
 Interior height 6'8"
 Cabover interior headroom 44 1/2"***
 Truck bed height 101 3/4"***
 Exterior width 96 3/8"
 Overall exterior height 112 3/4"†

Fresh water tank 40 gallons
 Grey water tank 30 gallons
 Black water tank 30 gallons
 Propane 2 seven-gallon tanks
 Refrigerator 6 cubic feet –
 three-way power mode
 Furnace 15,000/22,000 BTUs –
 automatic dual-speed/dual-output

Extended cabover only
 Exterior length 18'0"
 Center of gravity 51"
 Dry weight 3610 pounds†

* Footnotes defined on page 3.

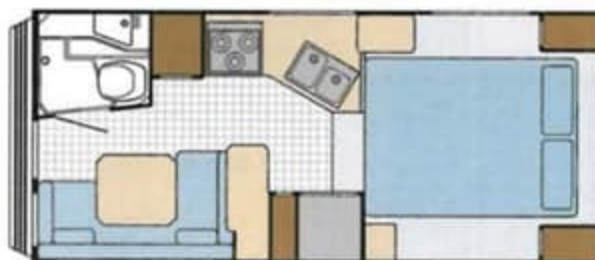
9'11" camper



Lance Lite 1025

10'3" wet bath camper with food prep counter

With a traditional camper floorplan, this 10-foot model adds that needed food preparation and counter space with a convenient food bar, complete full-sized galley with extra counters and drawers, a large double-door refrigerator and pull-out pantry. And the rear dinette converts into a bed. There's also room for an optional generator.



10'3" camper


Interior floor length -10'3"
Interior height 6'10"
Cabover interior headroom 36"*
Truck bed height 92 1/2"***
Exterior width 93"
Overall exterior height 104 1/2"†

Fresh water tank 33 gallons
Grey water tank 13 gallons
Black water tank 14 gallons
Propane 2 five-gallon tanks
Refrigerator 6 cubic feet -
three-way power mode
Furnace 18,000 BTUs

Extended cabover only
Exterior length 18'3"
Center of gravity 56"
Dry weight 2467 pounds†

* Footnotes defined on page 3.

Mineral Wash interior



Lance Lite 1025

10'3" wet bath camper with food prep counter

With a traditional camper floorplan, this 10-foot model adds that needed food preparation and counter space with a convenient food bar, complete full-sized galley with extra counters and drawers, a large double-door refrigerator and pull-out pantry. And the rear dinette converts into a bed. There's also room for an optional generator.



10'3" camper

Interior floor length 10'3"
Interior height 6'10"
Cabover interior headroom 36"*
Truck bed height 92 1/2"***
Exterior width 93"
Overall exterior height 104 1/2"†

Fresh water tank 33 gallons
Grey water tank 13 gallons
Black water tank 14 gallons
Propane 2 five-gallon tanks
Refrigerator 6 cubic feet -
three-way power mode
Furnace 18,000 BTUs

Extended cabover only
Exterior length 18'3"
Center of gravity 56"
Dry weight 2467 pounds†

* Footnotes defined on page 3.

Mineral Wash interior



Lance Max 1181

11'6" dry bath camper with dinette, refrigerator and wardrobe on roadside full-wall slideout

Waterfall interior

The 1181 is our top-of-the-line camper. A fabulously large dry bath, large roll-out pantry, three spacious drawers, increased counter space – and a full-wall slideout with dinette, wardrobe and deluxe double-door refrigerator. There's also a new mirrored wardrobe (for extra storage) and huge insulated skylight (with ventilation screen and blackout shade) in the high-head-clearance cabover.



Interior floor length 11'6"
Interior height 6'8"
Cabover interior headroom 44 1/2"
Truck bed height 101 3/4"
Exterior width 96 3/8"
Overall exterior height 112 3/4"

Fresh water tank 42 gallons
Grey water tank 30 gallons
Black water tank 35 gallons
Propane 2 seven-gallon tanks
Refrigerator 6 cubic feet – three-way power mode
Furnace 15,000/22,000 BTUs – automatic dual-speed/dual-output

Extended cabover only
Exterior length 19'7"
Center of gravity 39"
Dry weight 4019 pounds¹

¹ Footnotes defined on page 3.

11'6" camper



Lance Max 1181

11'6" dry bath camper with dinette, refrigerator and wardrobe on roadside full-wall slideout

Waterfall interior

The 1181 is our top-of-the-line camper. A fabulously large dry bath, large roll-out pantry, three spacious drawers, increased counter space – and a full-wall slideout with dinette, wardrobe and deluxe double-door refrigerator. There's also a new mirrored wardrobe (for extra storage) and huge insulated skylight (with ventilation screen and blackout shade) in the high-head-clearance cabover.



Interior floor length 11'6"
 Interior height 6'8"
 Cabover interior headroom 44 1/2"*
 Truck bed height 101 3/4"*
 Exterior width 96 3/8"
 Overall exterior height 112 3/4"†

Fresh water tank 42 gallons
 Grey water tank 30 gallons
 Black water tank 35 gallons
 Propane 2 seven-gallon tanks
 Refrigerator 6 cubic feet – three-way power mode
 Furnace 15,000/22,000 BTUs – automatic dual-speed/dual-output

Extended cabover only
 Exterior length 19'7"
 Center of gravity 39"
 Dry weight 4019 pounds†

* Footnotes defined on page 3.

11'6" camper



Lance Max 1191

11'6" dry bath camper with side entry and dinette slideout on roadside

Ponderosa interior

The 1191 sports a side entry – perfect for those who tow. It has a large bathroom with separate shower, increased tank capacity and additional storage space. Like all Lance Max models, there's increased headroom in the cabover sleeping area and extra storage with the new mirrored wardrobe. Built with LanceLock construction, the 1191 is truly one of the world's most advanced campers.



Interior floor length 11'6"
 Interior height 6'8"
 Cabover interior headroom 44 1/2"
 Truck bed height 101 3/4"
 Exterior width 96 3/8"
 Overall exterior height 112 3/4"

Fresh water tank 42 gallons
 Grey water tank 35 gallons
 Black water tank 38 gallons
 Propane 2 seven-gallon tanks
 Refrigerator 6 cubic feet –
 three-way power mode
 Furnace 15,000/22,000 BTUs –
 automatic dual-speed/dual-output

Extended cabover only
 Exterior length 19'7"
 Center of gravity 45"
 Dry weight 3905 pounds¹

* Footnotes defined on page 3.

11'6" camper

Lance Max 1191

11'6" dry bath camper with side entry and dinette slideout on roadside

The 1191 sports a side entry – perfect for those who tow. It has a large bathroom with separate shower, increased tank capacity and additional storage space. Like all Lance Max models, there's increased headroom in the cabover sleeping area and extra storage with the new mirrored wardrobe. Built with LanceLock construction, the 1191 is truly one of the world's most advanced campers.



Interior floor length 11'6"
Interior height 6'8"
Cabover interior headroom 44 1/2"***
Truck bed height 101 3/4"***
Exterior width 96 3/8"
Overall exterior height 112 3/4"†

Fresh water tank 42 gallons
Grey water tank 35 gallons
Black water tank 38 gallons
Propane 2 seven-gallon tanks
Refrigerator 6 cubic feet –
three-way power mode
Furnace 15,000/22,000 BTUs –
automatic dual-speed/dual-output

Extended cabover only
Exterior length 19'7"
Center of gravity 45"
Dry weight 3905 pounds†

* Footnotes defined on page 3.

11'6" camper

Ponderosa interior

new Lance 851

8'8" wet bath camper with basement and dinette in curbside slideout. Identical to the new Lance 861, but in a long bed configuration.



8'8" camper

Interior floor length 8'8"
Interior height 6'8"
Cabover interior headroom 34"
Truck bed height 90 1/2"
Exterior width 96 3/8"
Overall exterior height 102 1/2"
Fresh water tank 30 gallons
Grey water tank 30 gallons
Black water tank 40 gallons
Propane 2 five-gallon tanks
Refrigerator 6 cubic feet - three-way power mode
Furnace 20,000 BTUs

Extended cabover only
Exterior length 16'9"
Center of gravity TBA
Dry weight TBA

* Footnotes defined on page 3.

new Lance 861

8'8" wet bath camper with generator capability and basement (increased storage and tank capacities) - and dinette in curbside slideout.



8'8" short bed camper

Interior floor length 8'8"
Interior height 6'8"
Cabover interior headroom 34"
Truck bed height 90 1/2"
Exterior width 96 3/8"
Overall exterior height 102 1/2"
Fresh water tank 30 gallons
Grey water tank 30 gallons
Black water tank 40 gallons
Propane 2 five-gallon tanks
Refrigerator 6 cubic feet - three-way power mode
Furnace 20,000 BTUs

Extended cabover only
Exterior length 16'9"
Center of gravity 43"
Dry weight 3000 pounds*

* Footnotes defined on page 3.

new Lance 951

9'11" wet bath camper with basement (increased storage and tank capacities) - and dinette and refrigerator on full-wall curbside slideout.



9'11" camper

Interior floor length 9'11"
Interior height 6'8"
Cabover interior headroom 34"
Truck bed height 90 1/2"
Exterior width 96 3/8"
Overall exterior height 102 1/2"
Fresh water tank 30 gallons
Grey water tank 30 gallons
Black water tank 40 gallons
Propane 2 five-gallon tanks
Refrigerator 6 cubic feet - three-way power mode
Furnace 20,000 BTUs

Extended cabover only
Exterior length 18'0"
Center of gravity TBA
Dry weight TBA

* Footnotes defined on page 3.

new Lance Lite 1055

10'11" camper with oversized dry bath, food bar (extra counter space) and basement (increased storage and tank capacities).



10'11" camper

Interior floor length 10'11"
Interior height 6'8"
Cabover interior headroom 34"
Truck bed height 90 1/2"
Exterior width 96 3/8"
Overall exterior height 102 1/2"
Fresh water tank 40 gallons
Grey water tank 35 gallons
Black water tank 40 gallons
Propane 2 five-gallon tanks
Refrigerator 6 cubic feet - three-way power mode
Furnace 20,000 BTUs

Extended cabover only
Exterior length 19'0"
Center of gravity TBA
Dry weight TBA

* Footnotes defined on page 3.

new Lance 851

8'8" wet bath camper with basement and dinette in curbside slideout. Identical to the new Lance 861, but in a long bed configuration.



8'8" camper

Interior floor length 8'8"
Interior height 6'8"
Cabover interior headroom 34"*
Truck bed height 90 1/2"*
Exterior width 96 3/8"
Overall exterior height 102 1/2"*
Fresh water tank 30 gallons
Grey water tank 30 gallons
Black water tank 40 gallons
Propane 2 five-gallon tanks
Refrigerator 6 cubic feet -
three-way power mode
Furnace 20,000 BTUs

Extended cabover only
Exterior length 16'9"
Center of gravity TBA
Dry weight TBA

* Footnotes defined on page 3.

new Lance 861

8'8" wet bath camper with generator capability and basement (increased storage and tank capacities) - and dinette in curbside slideout.



8'8" short bed camper

Interior floor length 8'8"
Interior height 6'8"
Cabover interior headroom 34"*
Truck bed height 90 1/2"*
Exterior width 96 3/8"
Overall exterior height 102 1/2"*
Fresh water tank 30 gallons
Grey water tank 30 gallons
Black water tank 40 gallons
Propane 2 five-gallon tanks
Refrigerator 6 cubic feet -
three-way power mode
Furnace 20,000 BTUs

Extended cabover only
Exterior length 16'9"
Center of gravity 43"
Dry weight 3000 pounds†

* Footnotes defined on page 3.

new Lance 951

9'11" wet bath camper with basement (increased storage and tank capacities) - and dinette and refrigerator on full-wall curbside slideout.



9'11" camper

Interior floor length 9'11"
Interior height 6'8"
Cabover interior headroom 34"*
Truck bed height 90 1/2"*
Exterior width 96 3/8"
Overall exterior height 102 1/2"*
Fresh water tank 30 gallons
Grey water tank 30 gallons
Black water tank 40 gallons
Propane 2 five-gallon tanks
Refrigerator 6 cubic feet -
three-way power mode
Furnace 20,000 BTUs

Extended cabover only
Exterior length 18'0"
Center of gravity TBA
Dry weight TBA

* Footnotes defined on page 3.

new Lance Lite 1055

10'11" camper with oversized dry bath, food bar (extra counter space) and basement (increased storage and tank capacities).



10'11" camper

Interior floor length 10'11"
Interior height 6'8"
Cabover interior headroom 34"*
Truck bed height 90 1/2"*
Exterior width 96 3/8"
Overall exterior height 102 1/2"*
Fresh water tank 40 gallons
Grey water tank 35 gallons
Black water tank 40 gallons
Propane 2 five-gallon tanks
Refrigerator 6 cubic feet -
three-way power mode
Furnace 20,000 BTUs

Extended cabover only
Exterior length 19'0"
Center of gravity TBA
Dry weight TBA

* Footnotes defined on page 3.

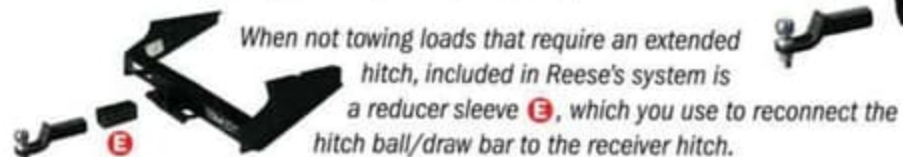
The Ultimate Ride

Dealer-installed support equipment

Installation of this equipment by your Factory Authorized Lance Dealer is highly recommended to ensure the most enjoyable ride possible – and to improve the drivability and handling of your entire truck and camper package.

Reese® Titan™ Class V hitch/extension system

increases your towing capabilities over a stock factory hitch – and is the strongest, most reliable towing equipment system we've found. It's comprised of four basic components – a Class V receiver hitch **A**, a Class V hitch box extension **B**, a trailer wiring harness **C** and safety chains **D**. The Class V receiver hitch is bolted to the underside of your truck frame, replacing your original receiver hitch.



ASA/AudioVox® rear-view observation camera

F is a rugged color video camera with a built-in microphone mounted on the rear upper porch in a waterproof housing – and works in conjunction with the in-cab video monitor.

Happijac® frame-mount anchoring system **G** – and Lance Custom Design™ front and rear centering guides **H**

go inside the truck's bed to assist with aligning a camper to center within the bed. They also help prevent a camper from moving and rubbing the truck bed while driving.

Happijac front and rear turnbuckles with Qwik-Load™ upgrades **I**

The safest and strongest on the market, Happijac's chrome-plated anchors and tie-downs are designed to eliminate bulky, unsightly or dangerous protrusions. And with the Qwik-Load upgrades, installation is a snap. The front turnbuckles are spring-loaded to absorb all those bounces in the road.

Air Lift® Super Duty™ air springs with Lance-exclusive internal jounce bumpers **J**

level the truck and camper by transferring the rear axle load forward. They also increase stability. Attached to an optional air compressor **K**, their pressure can be adjusted (side-to-side/front-to-back) for different road conditions. And with Lance's exclusive internal jounce bumpers there's added cushion and support.

Air Lift Air-On-Demand™ dual in-cab control **L**

displays the air pressure of the Air Lift air springs and Rancho RS-9000X shocks. Switches on the control panel activate the compressor, inflating them to the desired air pressure.

Rancho® RS-9000X™ front and rear shocks **M**

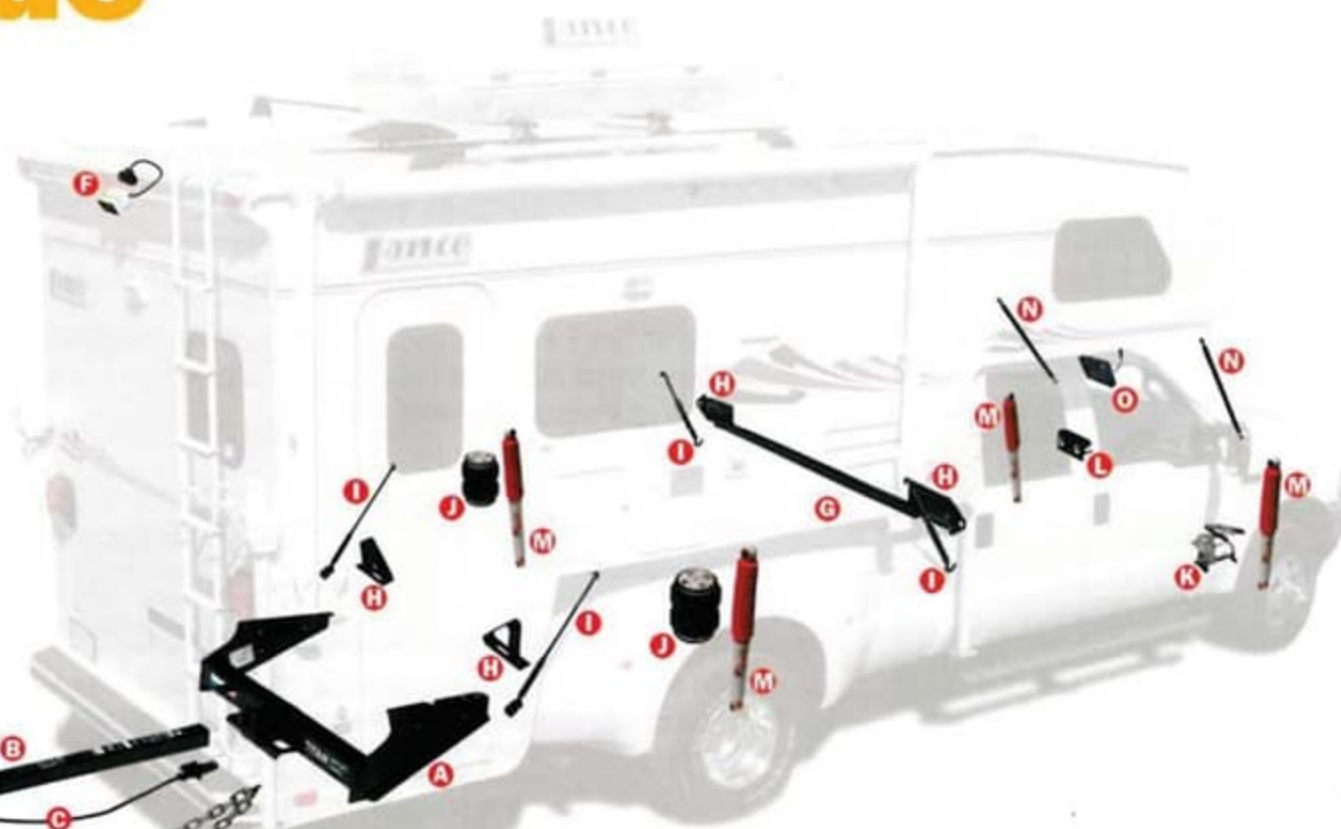
Adjustable shocks are a great asset for improving ride under all conditions. They add more stability in windy conditions or on rough roads, and improve ride substantially on seamed highways. Rancho's RS-9000X shocks have proven to do an excellent job and are easily adjustable. For added convenience, a dual in-cab control kit (Air Lift's Air-On-Demand) is available so your ride can be fine-tuned while driving.

Lance Custom Design cabover shock system **N**

These Lance-exclusive shocks attach to the cabover and truck to reduce the impact of up-and-down motion created by irregular road surfaces. Your truck already has large-diameter shock absorbers to dampen the motion of the vehicle. These specially designed, aircraft-quality shocks do a remarkable job of smoothing out the camper ride. Stainless steel quick-release connector brackets on both ends make taking them on or off a breeze.

ASA/AudioVox rear-view observation camera monitor **O**

O is a removable in-cab video monitor with flexible mounting capabilities. It features a full complement of controls, and has a built-in speaker. (Rear-view camera **F** and this in-cab camera monitor each sold separately.)



The Ultimate Ride

Dealer-installed support equipment

Installation of this equipment by your Factory Authorized Lance Dealer is highly recommended to ensure the most enjoyable ride possible – and to improve the drivability and handling of your entire truck and camper package.

Reese® Titan™ Class V hitch/extension system

increases your towing capabilities over a stock factory hitch – and is the strongest, most reliable towing equipment system we've found. It's comprised of four basic components – a Class V receiver hitch **A**, a Class V hitch box extension **B**, a trailer wiring harness **C** and safety chains **D**. The Class V receiver hitch is bolted to the underside of your truck frame, replacing your original receiver hitch.

When not towing loads that require an extended hitch, included in Reese's system is a reducer sleeve **E**, which you use to reconnect the hitch ball/draw bar to the receiver hitch.

Air Lift® Super Duty™ air springs with Lance-exclusive internal jounce bumpers **J**

level the truck and camper by transferring the rear axle load forward. They also increase stability. Attached to an optional air compressor **K**, their pressure can be adjusted (side-to-side/front-to-back) for different road conditions. And with Lance's exclusive internal jounce bumpers there's added cushion and support.

Air Lift Air-On-Demand™ dual in-cab control **L**

displays the air pressure of the Air Lift air springs and Rancho RS-9000X shocks. Switches on the control panel activate the compressor, inflating them to the desired air pressure.

Rancho® RS-9000X™ front and rear shocks **M**

Adjustable shocks are a great asset for improving ride under all conditions. They add more stability in windy conditions or on rough roads, and improve ride substantially on seamed highways. Rancho's RS-9000X shocks have proven to do an excellent job and are easily adjustable. For added convenience, a dual in-cab control kit (Air Lift's Air-On-Demand) is available so your ride can be fine-tuned while driving.

ASA/AudioVox® rear-view observation camera **F**

is a rugged color video camera with a built-in microphone mounted on the rear upper porch in a waterproof housing – and works in conjunction with the in-cab video monitor.

Happijac® frame-mount anchoring system **G** – and Lance Custom Design™ front and rear centering guides **H**

go inside the truck's bed to assist with aligning a camper to center within the bed. They also help prevent a camper from moving and rubbing the truck bed while driving.

Happijac front and rear turnbuckles with Qwik-Load™ upgrades **I**

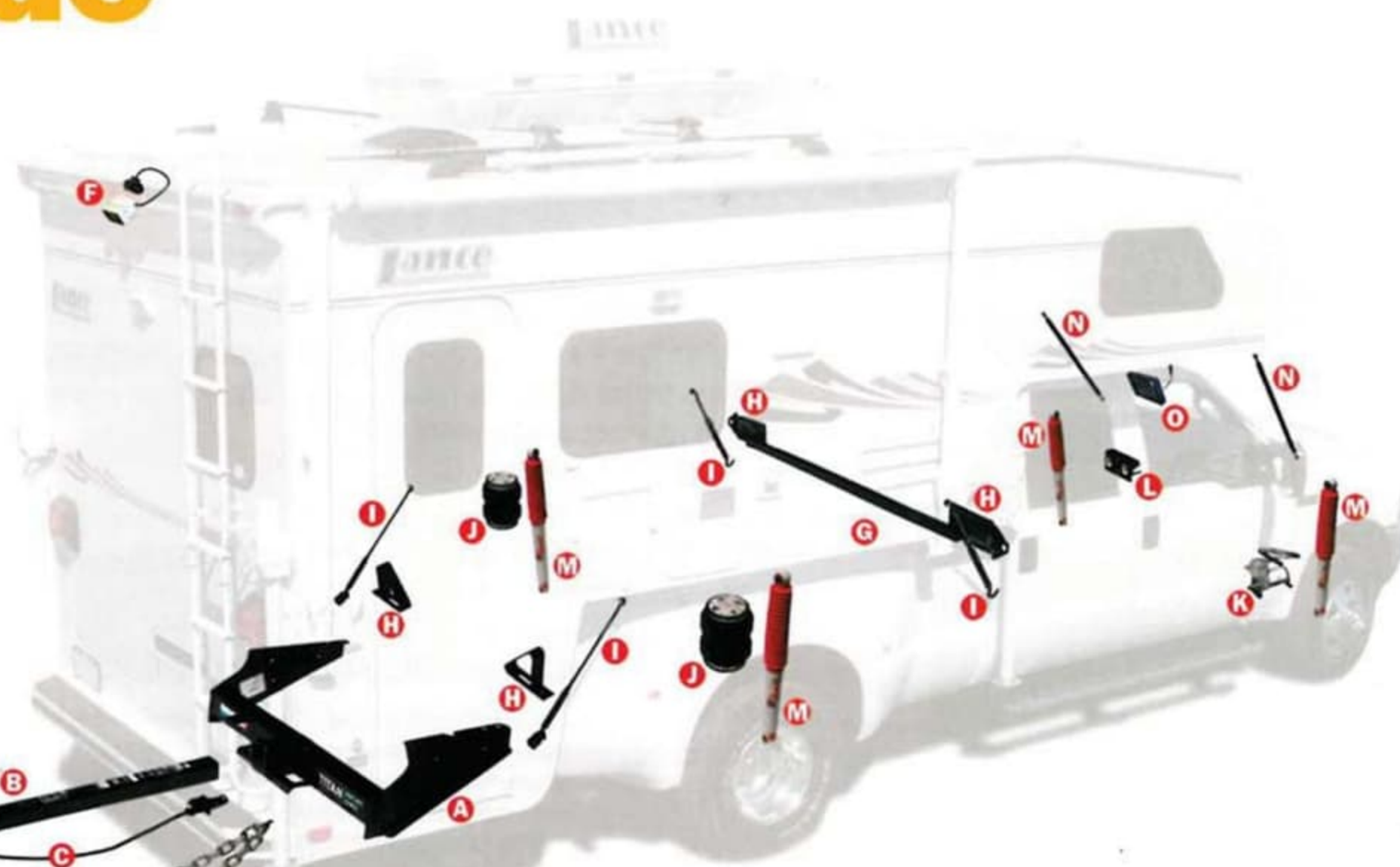
The safest and strongest on the market, Happijac's chrome-plated anchors and tie-downs are designed to eliminate bulky, unsightly or dangerous protrusions. And with the Qwik-Load upgrades, installation is a snap. The front turnbuckles are spring-loaded to absorb all those bounces in the road.

Lance Custom Design cabover shock system **N**

These Lance-exclusive shocks attach to the cabover and truck to reduce the impact of up-and-down motion created by irregular road surfaces. Your truck already has large-diameter shock absorbers to dampen the motion of the vehicle. These specially designed, aircraft-quality shocks do a remarkable job of smoothing out the camper ride. Stainless steel quick-release connector brackets on both ends make taking them on or off a breeze.

ASA/AudioVox rear-view observation camera monitor **O**

is a removable in-cab video monitor with flexible mounting capabilities. It features a full complement of controls, and has a built-in speaker. (Rear-view camera **F** and this in-cab camera monitor each sold separately.)



There's a Lance just right for you

Lance Lite Series

Our Lance Lite Series consists of six standard camper models – built with the same care and attention to detail and quality as all our other models.

All six feature highly functional floorplans – where you can tailor the options to your needs and budget.

All come with aluminum exteriors as standard, with fiberglass exteriors and upgraded graphics optional.

A simple camper – or modestly-loaded with options.

It's your choice.

The Lance Lite Series.

Lance Series

The Lance Series is our 'value-added' product line – featured between the Lance Lite and Lance Max Series – and created for RVers seeking quality, reliability and more convenience items as standard features in their camper design.

These three models come standard with fiberglass exteriors and offer increased cabover headroom and more floorspace (with increased tank capacities) due to the wide-body/sub-floor basement design.

Containing 41 years of know-how and camper-building experience – the Lance Series provides the ultimate in comfort and functionality in any outdoor situation.

Lance Max Series

The Lance Max Series is our newest line of campers – where practically everything that's considered an option in our other lines is standard in a Max. Even our All-Weather, Convenience and Decor Packages are standard.

Our four Lance Max models feature fiberglass exteriors and full-wall slideouts – providing even more floor space than conventional campers – making Lance Max interiors extremely spacious.

Built with Lance's exclusive LanceLock construction, sub-floor basement areas provide space for larger holding tanks and additional storage – and the ultimate in strength and reliability.

And though Lance Max models are generously equipped, there are options available to outfit your Max just the way you want it.

Some standard features [Visit LanceCamper.com](http://LanceCamper.com) for an index of standard features and options

Lance Lite Series

White aluminum exterior
Ball screw camper jacks (except 815)
Maggie Rack® roof siderails
Heavy-tubed Phat® roof ladder
Patio light
Radius entry door with window
Radius sliding windows
Exit vent in cabover
Removable pass-through window
One-piece TPO (thermoplastic polyolefin) roof
Laminated and insulated roof, floor, cabover, wings and risers
Foam block insulation throughout
Premium wood-framed structure
Hardwood-framed cabinet doors

Fingertip-positive-catch cabinet latches
Lined cabinet door openings
Mini-blinds in gallery and dinette
Magazine and spice racks
Carpeted cabover bed
Systems monitor
Six-gallon auto-relight water heater
Three-burner high-output range
Dual pane skylight
Ducted heat outlets – including bath
Deluxe queen foam mattress
Bedsprad
Pre-wired for roof air conditioning, Fan-Tastic® vent, TV satellite dish, stereo/speakers and microwave

Lance Series

Laminated fiberglass exterior
Electric remote camper jacks
Maggie Rack® roof siderails
Heavy-tubed Phat® roof ladder
Switched patio light
Radius entry door with window
Radius sliding tinted windows
Exit vent in cabover
Fan-Tastic® roof vent
Removable pass-through window
Exterior wash station
One-piece TPO (thermoplastic polyolefin) roof
Laminated and insulated roof, floor, cabover, wings, risers and basement
Foam block insulation throughout
Aluminum-framed walls, floor, bed and ceiling
Hardwood-framed cabinet doors
Fingertip-positive-catch cabinet latches
Lined cabinet door openings
Mini-blinds in gallery, dinette and cabover

Magazine and spice racks
Carpeted cabover bed
Systems monitor
Six-gallon DSI (direct spark ignition) water heater
Three-burner high-output range/oven
Insulated holding tank cover
Toilet tank flush
Dual pane skylight
Ducted heat outlets – including bath, cabover and basement
Bathroom exhaust vent with fan
Deluxe queen foam mattress
Bedsprad
Wardrobe light
AM/FM/stereo with speakers
Pre-wired for roof air conditioning, Fan-Tastic vent, TV satellite dish and microwave
Cable TV ready
Battery disconnect switch
Battery separator
Dual battery capability
Generator ready
Exterior 110-volt AC patio outlet

Lance Max Series

Laminated fiberglass exterior
Electric remote camper jacks
Maggie Rack® roof siderails
Heavy-tubed Phat® roof ladder
Switched patio light
Side patio lights
Docking lights
Radius entry door with window
Radius sliding tinted windows
Fan-Tastic® roof vent
Skylight/hatch in cabover
Removable pass-through window
Exterior propane connection
Exterior wash station
One-piece TPO (thermoplastic polyolefin) roof
Laminated and insulated roof, floor, cabover, wings, risers and basement
Foam block insulation throughout
All-aluminum framed – proprietary LanceLock construction
Hardwood-framed cabinet doors
Fingertip-positive-catch cabinet latches
Lined cabinet door openings
Mini-blinds in galley
Day/night shades in cabover and dinette
Throw pillows
Insulated hatch covers
Magazine and spice racks
Carpeted cabover bed with added insulation
Aromatic cedar floor in wardrobe
Systems monitor
Six-gallon DSI (direct spark ignition) water heater

Three-burner high-output range
Gas oven or convection microwave (depending on model)
Sink cover
Insulated holding tank cover
Winterizing valve with hot water bypass
Toilet tank flush
Dual pane skylight
Ducted heat outlets – including bath, cabover and basement
Bathroom exhaust vent with fan
Queen innerspring mattress
Bedsprad and pillow shams
Wardrobe light
AM/FM/CD/DVD/stereo with speakers
Pre-wired for roof air conditioning, Fan-Tastic vent, TV satellite dish and microwave
Cable TV ready
Battery disconnect switch
Battery separator
Dual battery capability
Generator ready (881 and 981)
Onan® generator (1181 and 1191)
Exterior 110-volt AC patio outlet
12-volt DC outlet in dinette
Momentary entry light
Mood lighting in cabover
Telephone hookup
Air conditioning (except 881)



new
Four interior decor palettes inspired by nature

Copper Canyon | Mineral Wash | Ponderosa | Waterfall

See your Factory Authorized Lance Dealer to view and select from Lance's four exciting, new interior decors!

The Lance Look™

interior design portfolio

The interior photography in this brochure is for illustrative purposes. Colors and textures depicted may differ from actual product due to the technical limitations of photography and printing. See your Factory Authorized Lance Dealer for actual decor fabric/material swatches within The Lance Look portfolio book.



Some selected accessories

Specially made for us to meet our rigorous requirements for quality and performance. Available as after-market add-ons through your Factory Authorized Lance Dealer.

There's a Lance just right for you

Lance Lite Series

Our Lance Lite Series consists of six standard camper models – built with the same care and attention to detail and quality as all our other models.

All six feature highly functional floorplans – where you can tailor the options to your needs and budget.

All come with aluminum exteriors as standard, with fiberglass exteriors and upgraded graphics optional.

A simple camper – or modestly-loaded with options.

It's your choice.

The Lance Lite Series.

Lance Series

The Lance Series is our 'value-added' product line – featured between the Lance Lite and Lance Max Series – and created for RVers seeking quality, reliability and more convenience items as standard features in their camper design.

These three models come standard with fiberglass exteriors and offer increased cabover headroom and more floorspace (with increased tank capacities) due to the wide-body/sub-floor basement design.

Containing 41 years of know-how and camper-building experience – the Lance Series provides the ultimate in comfort and functionality in any outdoor situation.

Lance Max Series

The Lance Max Series is our newest line of campers – where practically everything that's considered an option in our other lines is standard in a Max. Even our All-Weather, Convenience and Decor Packages are standard.

Our four Lance Max models feature fiberglass exteriors and full-wall slideouts – providing even more floor space than conventional campers – making Lance Max interiors extremely spacious.

Built with Lance's exclusive LanceLock construction, sub-floor basement areas provide space for larger holding tanks and additional storage – and the ultimate in strength and reliability.

And though Lance Max models are generously equipped, there are options available to outfit your Max just the way you want it.

Some standard features

Visit LanceCamper.com for an index of standard features and options

Lance Lite Series

White aluminum exterior
Ball screw camper jacks (except 815)
Maggie Rack® roof siderails
Heavy-tubed Phat® roof ladder
Patio light
Radius entry door with window
Radius sliding windows
Exit vent in cabover
Removable pass-through window
One-piece TPO (thermoplastic polyolefin) roof
Laminated and insulated roof, floor, cabover, wings and risers
Foam block insulation throughout
Premium wood-framed structure
Hardwood-framed cabinet doors

Fingertip-positive-catch cabinet latches
Lined cabinet door openings
Mini-blinds in gallery and dinette
Magazine and spice racks
Carpeted cabover bed
Systems monitor
Six-gallon auto-relight water heater
Three-burner high-output range
Dual pane skylight
Ducted heat outlets – including bath
Deluxe queen foam mattress
Bedspring
Pre-wired for roof air conditioning, Fan-Tastic® vent, TV satellite dish, stereo/speakers and microwave

Lance Series

Laminated fiberglass exterior
Electric remote camper jacks
Maggie Rack® roof siderails
Heavy-tubed Phat® roof ladder
Switched patio light
Radius entry door with window
Radius sliding tinted windows
Exit vent in cabover
Fan-Tastic® roof vent
Removable pass-through window
Exterior wash station
One-piece TPO (thermoplastic polyolefin) roof
Laminated and insulated roof, floor, cabover, wings, risers and basement
Foam block insulation throughout
Aluminum-framed walls, floor, bed and ceiling
Hardwood-framed cabinet doors
Fingertip-positive-catch cabinet latches
Lined cabinet door openings
Mini-blinds in gallery, dinette and cabover

Magazine and spice racks
Carpeted cabover bed
Systems monitor
Six-gallon DSI (direct spark ignition) water heater
Three-burner high-output range/oven
Insulated holding tank cover
Toilet tank flush
Dual pane skylight
Ducted heat outlets – including bath, cabover and basement
Bathroom exhaust vent with fan
Deluxe queen foam mattress
Bedspring
Wardrobe light
AM/FM/stereo with speakers
Pre-wired for roof air conditioning, Fan-Tastic vent, TV satellite dish and microwave
Cable TV ready
Battery disconnect switch
Battery separator
Dual battery capability
Generator ready
Exterior 110-volt AC patio outlet

Lance Max Series

Laminated fiberglass exterior
Electric remote camper jacks
Maggie Rack® roof siderails
Heavy-tubed Phat® roof ladder
Switched patio light
Side patio lights
Docking lights
Radius entry door with window
Radius sliding tinted windows
Fan-Tastic® roof vent
Skylight/hatch in cabover
Removable pass-through window
Exterior propane connection
Exterior wash station
One-piece TPO (thermoplastic polyolefin) roof
Laminated and insulated roof, floor, cabover, wings, risers and basement
Foam block insulation throughout
All-aluminum framed – proprietary LanceLock construction
Hardwood-framed cabinet doors
Fingertip-positive-catch cabinet latches
Lined cabinet door openings
Mini-blinds in galley
Day/night shades in cabover and dinette
Throw pillows
Insulated hatch covers
Magazine and spice racks
Carpeted cabover bed with added insulation
Aromatic cedar floor in wardrobe
Systems monitor
Six-gallon DSI (direct spark ignition) water heater

Three-burner high-output range
Gas oven or convection microwave (depending on model)
Sink cover
Insulated holding tank cover
Winterizing valve with hot water bypass
Toilet tank flush
Dual pane skylight
Ducted heat outlets – including bath, cabover and basement
Bathroom exhaust vent with fan
Queen innerspring mattress
Bedspring and pillow shams
Wardrobe light
AM/FM/CD/DVD/stereo with speakers
Pre-wired for roof air conditioning, Fan-Tastic vent, TV satellite dish and microwave
Cable TV ready
Battery disconnect switch
Battery separator
Dual battery capability
Generator ready (881 and 981)
Onan® generator (1181 and 1191)
Exterior 110-volt AC patio outlet
12-volt DC outlet in dinette
Momentary entry light
Mood lighting in cabover
Telephone hookup
Air conditioning (except 881)

new

Four interior decor palettes inspired by nature

Copper Canyon | Mineral Wash | Ponderosa | Waterfall

See your Factory Authorized Lance Dealer to view and select from Lance's four exciting, new interior decors!

The Lance Look™

interior design portfolio

The interior photography in this brochure is for illustrative purposes. Colors and textures depicted may differ from actual product due to the technical limitations of photography and printing. See your Factory Authorized Lance Dealer for actual decor fabric/material swatches within The Lance Look portfolio book.



Some selected accessories

Specially made for us to meet our rigorous requirements for quality and performance. Available as after-market add-ons through your Factory Authorized Lance Dealer.

Selected highlights

Hot baths We know there's nothing like taking a hot morning shower in the great outdoors. Our models offer a variety of large, fully-appointed bathrooms.



wet bath | Lance Max 981



dry bath | Lance Max 1181



Lance Max 1181 shower tub

Lots of storage



new Mirrored cabover wardrobe New for 2006 and standard in all Lance and Lance Max Series models is a full-sized wardrobe – deep enough for storage bins!

Illustration – bins not included.



1 Shown with its centralized utility bay open, another Lance-exclusive innovation in the Lance Max 1181 is its unique pass-through storage compartment – running the entire width of the camper.



2 Additional inside and outside storage space is designed in all of Lance's slideout models.



3 On Lance and Lance Max Series models, there are sub-floor long-item storage trays. Depending on the model, these run in 36-inch or 48-inch lengths. **4** Part of the optional Convenience Package, roll-out storage drawers are great space makers.



Entertainment

Who said you have to leave all the comforts of home? On select models, Lance offers an optional entertainment package with 15-inch flat-panel LCD TV and AM/FM/CD/DVD/MP3 stereo player with LCD display, four speakers and remote. The TV's articulated swing-arm lets you comfortably watch TV in bed or the dinette area.

Wraparound sofa/bed



new removable table provides leisurely dining. There are also two large pull-out drawers within the seatboxes for additional storage.

Another Lance exclusive – and newly designed for 2006. All the comfort and feel of home with this full-sized, two-tone sofa in Ultra Leather™ with suede accents – easy to clean and scuff-resistant. The center section of the all-metal, welded frame pulls out for lounging or sleeping, and the



closed



open

Additional beds

Lance's ingenious engineering allows for additional sleeping accommodations through fold-down bunks and dinette conversions – an option on Lance and Lance Max Series models. Shown above in a Lance Max 981.



Lance provides a limited warranty to the original owner (purchaser) of a new 2006 Lance Lite, Lance or Lance Max Series truck camper to be free of defects in material or workmanship – and for structural integrity – under normal use with reasonable care and routine prescribed maintenance – for two years from the date of purchase.

Lance

LIMITED TWO-YEAR WARRANTY

LANCE WARRANTY



LANCE 23,000- AND 60,000-BTU STAINLESS GOURMET CAMP GRILLES™ – FAST, RESTAURANT-STYLE COOKING



LANCE CAMPER COVERS – SPECIALLY TAILORED, HEAVY-DUTY BREATHABLE TYVEK®



LANCE STOR-MOR™ POD – 30 CUBIC FEET OF EXTRA STORAGE – EASILY ATTACHES TO YAKIMA® RACKS



LANCE CAMPER DOLLY – FOR EXTENDED STORAGE OR MOVING YOUR CAMPER – WELDED/BOLTED STEEL



LANCE BED-MAID™ – LUXURIOUS DUAL-INSULATED SLEEP SYSTEM WITH FITTED SHEETS THAT VELCRO® INTO PLACE (NOW MAKING A BED IS EASY!)

Selected highlights

Hot baths We know there's nothing like taking a hot morning shower in the great outdoors. Our models offer a variety of large, fully-appointed bathrooms.



wet bath | Lance Max 981



dry bath | Lance Max 1181



Lance Max 1181 shower tub

Lots of storage



new **Mirrored cabover wardrobe** New for 2006 and standard in all Lance and Lance Max Series models is a full-sized wardrobe – deep enough for storage bins!

Illustration – bins not included.



1 Shown with its centralized utility bay open, another Lance-exclusive innovation in the Lance Max 1181 is its unique pass-through storage compartment – running the entire width of the camper.



2 Additional inside and outside storage space is designed in all of Lance's slideout models.



3 On Lance and Lance Max Series models, there are sub-floor long-item storage trays. Depending on the model, these run in 36-inch or 48-inch lengths. **4** Part of the optional Convenience Package, roll-out storage drawers are great space makers.



Entertainment



Who said you have to leave *all* the comforts of home? On select models, Lance offers an optional entertainment package with 15-inch flat-panel LCD TV and AM/FM/CD/DVD/MP3 stereo player with LCD display, four speakers and remote. The TV's articulated swing-arm lets you comfortably watch TV in bed or the dinette area.

Wraparound sofa/bed



new

removable table provides leisurely dining. There are also two large pull-out drawers within the seatboxes for additional storage.

Another Lance exclusive – and newly designed for 2006. All the comfort and feel of home with this full-sized, two-tone sofa in Ultra Leather™ with suede accents – easy to clean and scuff-resistant. The center section of the all-metal, welded frame pulls out for lounging or sleeping, and the



closed



open

Additional beds

Lance's ingenious engineering allows for additional sleeping accommodations through fold-down bunks and dinette conversions – an option on Lance and Lance Max Series models. Shown above in a Lance Max 981.



Lance provides a limited warranty to the original owner (purchaser) of a new 2006 Lance Lite, Lance or Lance Max Series truck camper to be free of defects in material or workmanship – and for structural integrity – under normal use with reasonable care and routine prescribed maintenance – for two years from the date of purchase.

Lance

LIMITED TWO-YEAR WARRANTY

LANCE WARRANTY



LANCE 23,000- AND 60,000-BTU STAINLESS GOURMET CAMP GRILLES™ – FAST, RESTAURANT-STYLE COOKING



LANCE CAMPER COVERS – SPECIALLY TAILORED, HEAVY-DUTY BREATHABLE TYVEK®



LANCE STOR-MOR™ POD – 30 CUBIC FEET OF EXTRA STORAGE – EASILY ATTACHES TO YAKIMA® RACKS



LANCE CAMPER DOLLY – FOR EXTENDED STORAGE OR MOVING YOUR CAMPER – WELDED/BOLTED STEEL



LANCE BED-MAID™ – LUXURIOUS DUAL-INSULATED SLEEP SYSTEM WITH FITTED SHEETS THAT VELCRO® INTO PLACE (NOW MAKING A BED IS EASY!)

Towing + hitch systems



One of the many advantages of choosing a Lance truck camper as your RV is the ability to tow all your toys

"The Ultimate Ride" support equipment section on page 13). A draw bar with hitch ball is inserted into the hitch box extension, the same way it would be inserted into the receiver hitch itself.

Reese manufactures the Titan Class V receiver hitch and hitch box extension specifically for truck camper applications. It replaces standard factory-stock receivers (which are usually Class III- or IV-rated, and generally inadequate) and substantially increases your towing capacity.

When towing behind a Lance camper that comes with a rear camper bumper, extending the hitch from the truck rearward to the camper bumper is necessary.

The method Lance recommends involves a truck-mounted Class V receiver hitch and hitch box extension (as detailed in the 3-D view photos on

Capacities for Reese® Titan™ Class V heavy-duty hitch box extensions

Lance camper model	Weight carrying/ tongue weight	Weight distributing/ tongue weight	Length of cut extension
Lance Lite 845 short bed Lance Lite 915 Lance Lite 1025 Lance 861 short bed Lance 951 Lance Max 981	6000 pounds/ 600 pounds	8000 pounds/ 800 pounds	24"*
Lance Max 881 short bed	4500 pounds/ 450 pounds	6000 pounds/ 600 pounds	34"*
Lance 1055 Lance Max 1181 Lance Max 1191	5000 pounds/ 500 pounds	7500 pounds/ 750 pounds	41"*

A universal heavy-duty 48" factory-stock Reese extension is cut down by a technical service professional to a 24", 34" or 41" length to fit your application

*Dealer modifications required. Consult your Factory Authorized Lance Dealer for professional technical advice and proper equipment installation. All weights, dimensions and capacities are approximate values – and subject to change without notice. All measurements are based on an 8 3/4"-inch standard drop ball mount. Some capacities may vary depending on vehicle application. Be safe – always consult with your Factory Authorized Lance Dealer beforehand.

The other important benefit is that the Reese Titan Class V system doesn't require you to attach the receiver hitch or hitch box extension to the camper. The hitch box extension can be in place when loading or unloading your camper. For very heavy loads, the hitch box extension in combination with a weight-equalizing hitch can be used. The chart above gives capacities for Reese's Titan Class V hitch box extensions.

Always observe your truck's tow ratings – and the advice of your Factory Authorized Lance Dealer. Their service teams have the knowledge, experience and skill to outfit your rig correctly.

For even more info, come visit us on the Web

LanceCamper.com

Come visit Lance online and get more in-depth information – Lance product updates, news, RV show dates and technical FAQs.

LanceCamper.com is the most comprehensive website on campers there is – devoted solely to the most versatile RV available anywhere, at any price – a high-quality Lance truck camper!

Thanks very much for your interest in Lance!

Your Factory Authorized Lance Dealer is



LCMC CERTIFIES 100% COMPLIANCE WITH ALL FEDERAL AND STATE ELECTRICAL, PLUMBING, HEATING AND FIRE SAFETY STANDARDS AS ESTABLISHED FOR RECREATIONAL VEHICLES AS A MEMBER IN GOOD STANDING WITH RVIA (RECREATION VEHICLE INDUSTRY ASSOCIATION)

Lance proudly endorses



©2005 Lance Camper Manufacturing Corporation (LCMC). All rights reserved. Lance, the Lance logomark, America's Favorite Truck Camper, RV: Recreational Versatility, The SUV Of RVs, Lance Lite, Lance Max, The Lance Look, Lance Custom Design, Lance Stor-Mor, Bed-Maid, LanceLock, and other exclusive Lance product names, marks or designations are trademarks, service marks or registered trademarks of LCMC. All other marks are property of their respective owners. All product information, graphics and photography in this brochure were as accurate as possible at press time. Subsequent refinements during the model year may be evident in the actual product. LCMC reserves the right to change prices, colors, materials, equipment and specifications without notice – as well as to add, modify or discontinue models shown in promotional materials. All weights, fuel and liquid capacities are approximate and dimensions are nominal. LCMC has designed its truck campers to provide a variety of potential uses for owners. Each model features optimum living, storage, fluid, seating and sleeping capacities. Though each owner enjoys this potential, ultimately, it's that purchaser's sole responsibility to select the proper Lance camper model and support equipment appropriate to their truck without exceeding safe weight operating capacities. Your Factory Authorized Lance Dealer can advise you of the operating parameters for your particular situation – and can confirm prices and product specifications material to your purchase decision. Produced by Charlie Sweeny, Creative Services Manager/LCMC. Principal photography by Larry McKay Photography Inc. Web litho in USA. CS1005/125M

Lance Camper Manufacturing Corporation 43120 Venture Street Lancaster California 93535-4510 USA www.lancecamper.com



Lance truck campers 2006

Towing + hitch systems



One of the many advantages of choosing a Lance truck camper as your RV is the ability to tow all your toys

"The Ultimate Ride" support equipment section on page 13). A draw bar with hitch ball is inserted into the hitch box extension, the same way it would be inserted into the receiver hitch itself.

Reese manufactures the Titan Class V receiver hitch and hitch box extension specifically for truck camper applications. It replaces standard factory-stock receivers (which are usually Class III- or IV-rated, and generally inadequate) and substantially increases your towing capacity.

When towing behind a Lance camper that comes with a rear camper bumper, extending the hitch from the truck rearward to the camper bumper is necessary.

The method Lance recommends involves a truck-mounted Class V receiver hitch and hitch box extension (as detailed in the 3-D view photos on

Capacities for Reese® Titan™ Class V heavy-duty hitch box extensions

Lance camper model	Weight carrying/ tongue weight	Weight distributing/ tongue weight	Length of cut extension
Lance Lite 845 short bed Lance Lite 915 Lance Lite 1025 Lance 861 short bed Lance 951 Lance Max 981	6000 pounds/ 600 pounds	8000 pounds/ 800 pounds	24"*
Lance Max 881 short bed	4500 pounds/ 450 pounds	6000 pounds/ 600 pounds	34"*
Lance 1055 Lance Max 1181 Lance Max 1191	5000 pounds/ 500 pounds	7500 pounds/ 750 pounds	41"*

A universal heavy-duty 48" factory-stock Reese extension is cut down by a technical service professional to a 24", 34" or 41" length to fit your application

*Dealer modifications required. Consult your Factory Authorized Lance Dealer for professional technical advice and proper equipment installation. All weights, dimensions and capacities are approximate values - and subject to change without notice. All measurements are based on an 8 3/4-inch standard drop ball mount. Some capacities may vary depending on vehicle application. Be safe - always consult with your Factory Authorized Lance Dealer beforehand.

The other important benefit is that the Reese Titan Class V system doesn't require you to attach the receiver hitch or hitch box extension to the camper. The hitch box extension can be in place when loading or unloading your camper. For very heavy loads, the hitch box extension in combination with a weight-equalizing hitch can be used. The chart above gives capacities for Reese's Titan Class V hitch box extensions.

Always observe your truck's tow ratings - and the advice of your Factory Authorized Lance Dealer. Their service teams have the knowledge, experience and skill to outfit your rig correctly.

For even more info, come visit us on the Web

LanceCamper.com

Come visit Lance online and get more in-depth information - Lance product updates, news, RV show dates and technical FAQs.

LanceCamper.com is the most comprehensive website on campers there is - devoted solely to the most versatile RV available anywhere, at any price - a high-quality Lance truck camper!



Thanks very much for your interest in Lance!

Your Factory Authorized Lance Dealer is



LCMC CERTIFIES 100% COMPLIANCE WITH ALL FEDERAL AND STATE ELECTRICAL, PLUMBING, HEATING AND FIRE SAFETY STANDARDS AS ESTABLISHED FOR RECREATIONAL VEHICLES AS A MEMBER IN GOOD STANDING WITH RVIA (RECREATION VEHICLE INDUSTRY ASSOCIATION).

Lance proudly endorses



©2005 Lance Camper Manufacturing Corporation (LCMC). All rights reserved. Lance, the Lance logomark, America's Favorite Truck Camper, RV: Recreational Versatility, The SUV Of RVs, Lance Lite, Lance Max, The Lance Look, Lance Custom Design, Lance Stor-Mor, Bed-Maid, LanceLock, and other exclusive Lance product names, marks or designations are trademarks, service marks or registered trademarks of LCMC. All other marks are property of their respective owners. All product information, graphics and photography in this brochure were as accurate as possible at press time. Subsequent refinements during the model year may be evident in the actual product. LCMC reserves the right to change prices, colors, materials, equipment and specifications without notice - as well as to add, modify or discontinue models shown in promotional materials. All weights, fuel and liquid capacities are approximate and dimensions are nominal. LCMC has designed its truck campers to provide a variety of potential uses for owners. Each model features optimum living, storage, fluid, seating and sleeping capacities. Though each owner enjoys this potential, ultimately, it's that purchaser's sole responsibility to select the proper Lance camper model and support equipment appropriate to their truck without exceeding safe weight operating capacities. Your Factory Authorized Lance Dealer can advise you of the operating parameters for your particular situation - and can confirm prices and product specifications material to your purchase decision. Produced by Charlie Sweeny, Creative Services Manager/LCMC. Principal photography by Larry McCay Photography Inc. Web litho in USA. CS1005/125M

Lance Camper Manufacturing Corporation 43120 Venture Street Lancaster California 93535-4510 USA www.lancecamper.com



Lance truck campers 2006

the new Lance

sports camper

a truck camper RV
designed for the serious
outdoor enthusiast



Lance

SportsCamper

the new Lance

sports camper

a truck camper RV
designed for the serious
outdoor enthusiast



Lance

SportsCamper

If you own a truck, you're halfway to owning an RV

Since 1965, Lance has been the #1 truck camper manufacturer in North America - and now there's a new series of campers designed exclusively for people who enjoy serious outdoor adventures like hunting, fishing and practically any outdoor sport: the Lance SportsCamper. No more motels or restaurants...just stay where you play.

The Lance SportsCamper, fully self-contained, turns your full-sized pickup into the most versatile RV on the planet. Go anywhere, do anything, anytime - with the ability to tow all your toys while enjoying a maneuverability no other RV can match! And all Lance campers are easy to load and unload.



Everything you need to get out and stay where you play

Each model features a roomy interior complete with all the conveniences and comforts you'd expect from a top-quality RV, but with extras specially made for outdoorspeople in the field - a bed that converts between super queen and twin sizes, high-BTU forced-air furnace, lockable storage for firearms or gear, outdoor-patterned bed covers, and an oversized wardrobe for bulky clothes. And special options, too.



If you own a truck, you're halfway to owning an RV


Since 1965, Lance has been the #1 truck camper manufacturer in North America – and now there's a new series of campers designed exclusively for people who enjoy serious outdoor adventures like hunting, fishing and practically any outdoor sport: the Lance SportsCamper. No more motels or restaurants...just stay where you play.

The Lance SportsCamper, fully self-contained, turns your full-sized pickup into the most versatile RV on the planet. Go anywhere, do anything, anytime – with the ability to tow all your toys while enjoying a maneuverability no other RV can match! And all Lance campers are easy to load and unload.



Everything you need to get out and stay where you play

Each model features a roomy interior complete with all the conveniences and comforts you'd expect from a top-quality RV, but with extras specially made for outdoorspeople in the field – a bed that converts between super queen and twin sizes, high-BTU forced-air furnace, lockable storage for firearms or gear, outdoor-patterned bed covers, and an oversized wardrobe for bulky clothes. And special options, too.





Lance 8SCS

8'6" short bed sports camper

Interior floor length 8'6"
 Interior height 6'8"
 Cabover interior headroom 34"*
 Truck bed height 90 1/2***
 Exterior width 93"
 Overall exterior height 102 1/2†
 Fresh water tank 30 gallons
 Grey water tank 13 gallons
 Black water tank 19 gallons
 Propane 2 five-gallon tanks
 Refrigerator 4 cubic feet - three-way power mode
 Furnace 18,000-BTU auto-ignite furnace with thermostat

Extended cabover only

Exterior length 16'5"
 Center of gravity 47"
 Dry weight 2,378 pounds†



Lance 9SC

9'6" sports camper

Interior floor length 9'6"
 Interior height 6'10"
 Cabover interior headroom 36"*
 Truck bed height 92 1/2***
 Exterior width 93"
 Overall exterior height 104 1/2†
 Fresh water tank 30 gallons
 Grey water tank 13 gallons
 Black water tank 19 gallons
 Propane 2 five-gallon tanks
 Refrigerator 5 cubic feet - three-way power mode
 Furnace 20,000-BTU auto-ignite furnace with thermostat
 Battery Dual battery compartment

Extended cabover only

Exterior length 17'6"
 Center of gravity 58"
 Dry weight 2,452 pounds†

* Headroom measured as height from cabover floor (without mattress) to highest point in cabover ceiling.

** Height measured from camper's truck bed plate to roof (without air conditioning unit, satellite TV antenna or roof storage system) - including the 7 inches for the top of roof ladder.

† Height measured from camper's retracted legs to roof (without air conditioning unit, satellite TV antenna or roof storage system) - including the 7 inches for the top of roof ladder.

‡ Dry weight based upon standard model features and doesn't include options, equipment packages or dealer-installed items.



Lance 8SCS

8'6" short bed sports camper

Interior floor length 8'6"

Interior height 6'8"

Cabover interior headroom 34"*

Truck bed height 90 1/2"**

Exterior width 93"

Overall exterior height 102 1/2"†

Fresh water tank 30 gallons

Grey water tank 13 gallons

Black water tank 19 gallons

Propane 2 five-gallon tanks

Refrigerator 4 cubic feet - three-way power mode

Furnace 18,000-BTU auto-ignite furnace

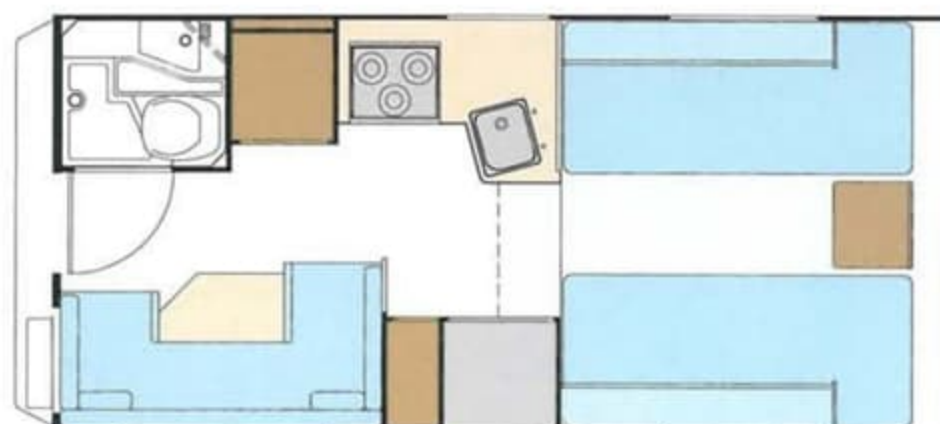
with thermostat

Extended cabover only

Exterior length 16'5"

Center of gravity 47"

Dry weight 2,378 pounds†



Lance 9SC

9'6" sports camper

Interior floor length 9'6"

Interior height 6'10"

Cabover interior headroom 36"*

Truck bed height 92 1/2"**

Exterior width 93"

Overall exterior height 104 1/2"†

Fresh water tank 30 gallons

Grey water tank 13 gallons

Black water tank 19 gallons

Propane 2 five-gallon tanks

Refrigerator 5 cubic feet - three-way power mode

Furnace 20,000-BTU auto-ignite furnace

with thermostat

Battery Dual battery compartment

Extended cabover only

Exterior length 17'6"

Center of gravity 58"

Dry weight 2,452 pounds†

* Headroom measured as height from cabover floor (without mattress) to highest point in cabover ceiling.

** Height measured from camper's truck bed plate to roof (without air conditioning unit, satellite TV antenna or roof storage system) - including the 7 inches for the top of roof ladder.

† Height measured from camper's retracted legs to roof (without air conditioning unit, satellite TV antenna or roof storage system) - including the 7 inches for the top of roof ladder.

† Dry weight based upon standard model features and doesn't include options, equipment packages or dealer-installed items.



the Lance sports camper™

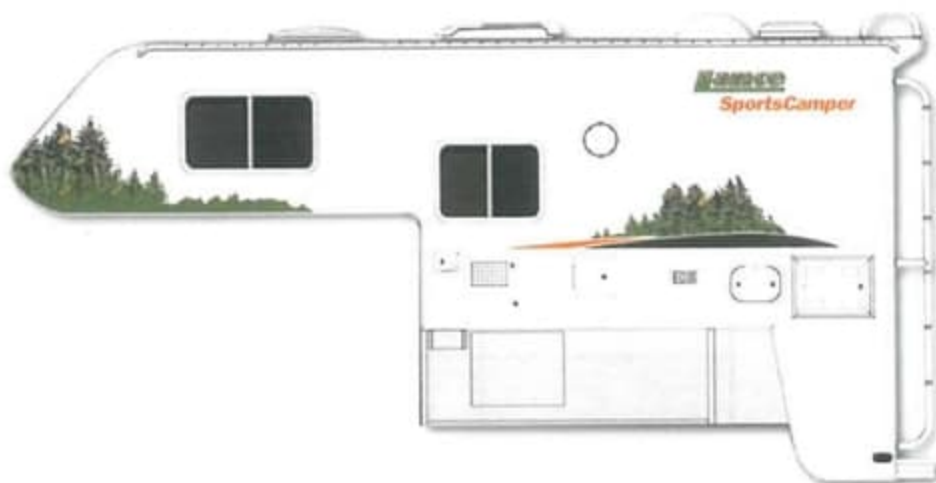
Standard Features

- Filon® Polar White fiberglass exterior
- Super Queen-sized bed that converts to two twin beds in cabover
- Dinette/bed
- Three-burner range
- Six-gallon auto-relight hot water heater
- Dual five-gallon propane tanks with gauges
- Complete bathroom
- Durable vinyl upholstery
- Exterior wash station/outside shower
- Heavy-duty roof rack and ladder
- Exterior utility lights
- Systems monitor panel
- 110V AC/12V DC/45-amp power converter with battery charger
- Holding tank cover
- Battery separator
- Battery disconnect switch
- Insulated vent and skylight covers
- Heated holding tank compartment
- Water heater bypass and winterizing kit
- Insulated battery/propane compartments
- Extra bed insulation

Options

- Gas oven with three-burner range
- Microwave oven
- Onan® 2500W/110V AC generator
- Generator-ready
- 80W/12V solar panel
- Electric jacks with wireless remote
- Swing-out brackets (for dually trucks)
- AM/FM/CD stereo with four speakers
- TV antenna with 12V amplified outlet
- Fan-Tastic® roof vent
- Air conditioning with ceiling controls
- Rear door awning
- Rollout side awning
- Roof rack system
- Storage pod (30-cubic-foot capacity)
- Portable exterior sink
- Portable BBQ
- Carpet kit
- Removable thermal windows

To locate your nearest Lance dealer or request a price quote, visit www.lancecamper.com or call **1 888 274 2267** to receive your complimentary Lance brochure.



Lance
Recreational Versatility™



**100%
MADE-IN-USA
QUALITY**



**8TH-YEAR WINNER
RVDA QUALITY CIRCLE AWARD
FOR PRODUCT EXCELLENCE**



the Lance sports camper™

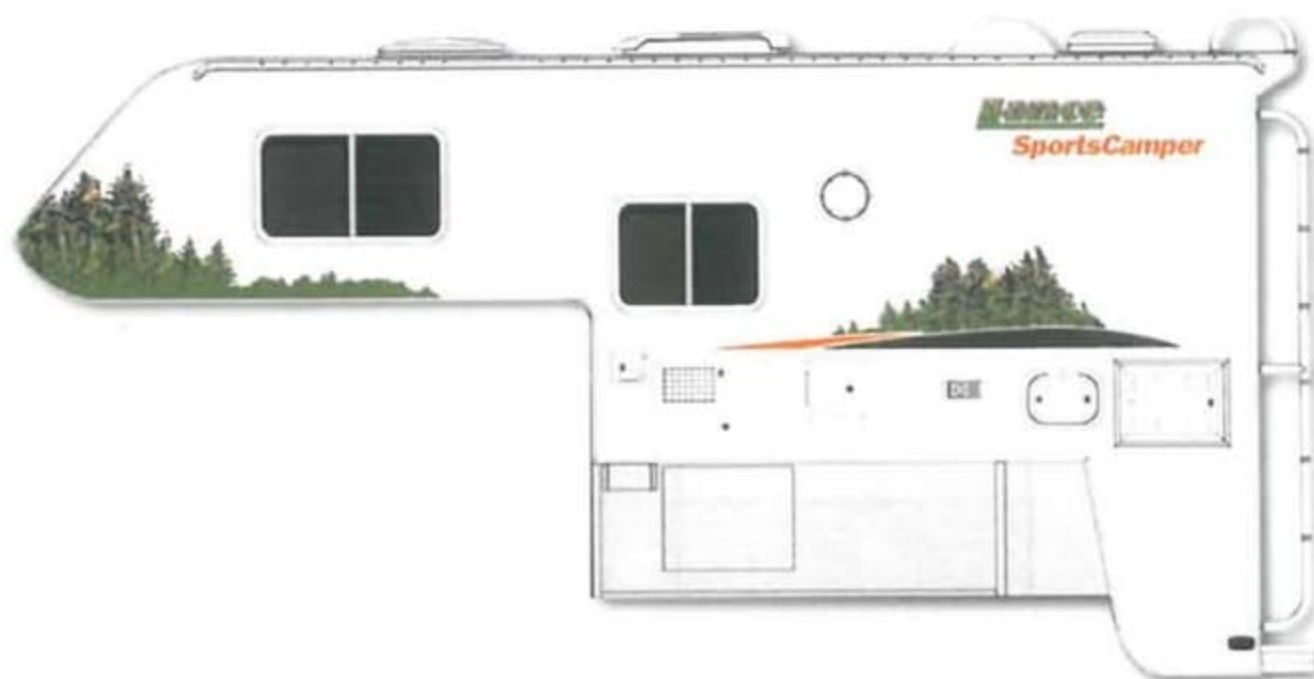
Standard Features

- Filon® Polar White fiberglass exterior
- Super Queen-sized bed that converts to two twin beds in cabover
- Dinette/bed
- Three-burner range
- Six-gallon auto-relight hot water heater
- Dual five-gallon propane tanks with gauges
- Complete bathroom
- Durable vinyl upholstery
- Exterior wash station/outside shower
- Heavy-duty roof rack and ladder
- Exterior utility lights
- Systems monitor panel
- 110V AC/12V DC/45-amp power converter with battery charger
- Holding tank cover
- Battery separator
- Battery disconnect switch
- Insulated vent and skylight covers
- Heated holding tank compartment
- Water heater bypass and winterizing kit
- Insulated battery/propane compartments
- Extra bed insulation

Options

- Gas oven with three-burner range
- Microwave oven
- Onan® 2500W/110V AC generator
- Generator-ready
- 80W/12V solar panel
- Electric jacks with wireless remote
- Swing-out brackets (for dually trucks)
- AM/FM/CD stereo with four speakers
- TV antenna with 12V amplified outlet
- Fan-Tastic® roof vent
- Air conditioning with ceiling controls
- Rear door awning
- Rollout side awning
- Roof rack system
- Storage pod (30-cubic-foot capacity)
- Portable exterior sink
- Portable BBQ
- Carpet kit
- Removable thermal windows

To locate your nearest Lance dealer or request a price quote, visit www.lancecamper.com or call **1 888 274 2267** to receive your complimentary Lance brochure.



Lance
Recreational Versatility™



**100%
MADE-IN-USA
QUALITY**



**8TH-YEAR WINNER
RVDA QUALITY CIRCLE AWARD
FOR PRODUCT EXCELLENCE**