

INTRODUCING *THRIVE*



Meet the all-new Winnebago® Thrive™ — a premium travel trailer for campers who crave scenic views and soft bedding, forest air and fast hot water—all for a price that still leaves room in the budget for ice cream stops and souvenirs.

Functionality You Can Feel

Thrive was built for people who appreciate the quiet luxury of well-made things. Soft-close cabinets. Pull-out pantry drawers that feel like they were pulled from a Pinterest® board. Built-in utensil and trash storage to make your time in the trailer smoother, tidier, and let's be honest—just more satisfying.

Comfort That Travels

This isn't your standard crash pad—this is camping with a king bed sleep sanctuary you'll never want to leave, paired with residential-style recessed lighting, reading lights, and blackout roller shades for mornings that don't start until you say so.

Hot Water. On Demand.

Say goodbye to rationing showers and hello to steamy, spa-like mornings. Thrive's tankless water heater means hot water without the wait.

Set Up. Chill Out.

With one touch, powered stabilizer jacks extend to eliminate rocking and swaying—so you're ready to kick back inside or fire up the exterior kitchen (22MBH) for a sunset cookout under the powered awning with LED lights. Thrive is built to make arrival the easiest part of the adventure.

Little Luxuries, Big Impact.

With a panoramic frameless window that brings the outdoors in, exclusive new domestic-built furniture, fiberglass countertops with integrated sinks and a JBL® Bluetooth® audio system that plays your favorite playlist inside and out, you've got a space that's just as photogenic as it is functional.





Floorplan Shown 18FBS



Floorplan Shown 22MBH

Weights & Measurements	18FBS	22MBH
Exterior Length	22'11"	26'
Exterior Height	10'6"	11'4"
Exterior Width	8'	8'
Awning Length	14'	17'
Interior Height	6'8"	6'8"
Freshwater Tank Capacity (gal.)	49	60
Water Heater Capacity (gal.)	N/A	N/A
Holding Tank Capacity - Black (gal.)	40	49
Holding Tank Capacity - Gray 1 (gal.)	40	49
Holding Tank Capacity - Gray 2 (gal.)	N/A	N/A
LP Capacity 1 (lbs.)	40	40
LP Capacity 2 (lbs.)	N/A	N/A
GVWR	6,000	7,000
Axles	2 @ 3,000	2 @ 3,500
Dry Weight	4,740	5,822
Furnace (BTU)	18,000	30,000
Dry Hitch Weight	486	780
Hitch Height	22"	22"
Tire Size	225/75R15E	225/75R15E
Sleeps	3	5

Winnebago's® continuing program of product improvement makes specifications, equipment, model availability, and prices subject to change without notice. Published content reflects the most current product information at the time of printing. Please consult your Winnebago Dealer for individual trailer features and specifications.

Exterior




Décor

MODERN LUXE




Sofa Vinyl



Dinette Fabric



Bunk Beds Fabric



Countertop



Flooring

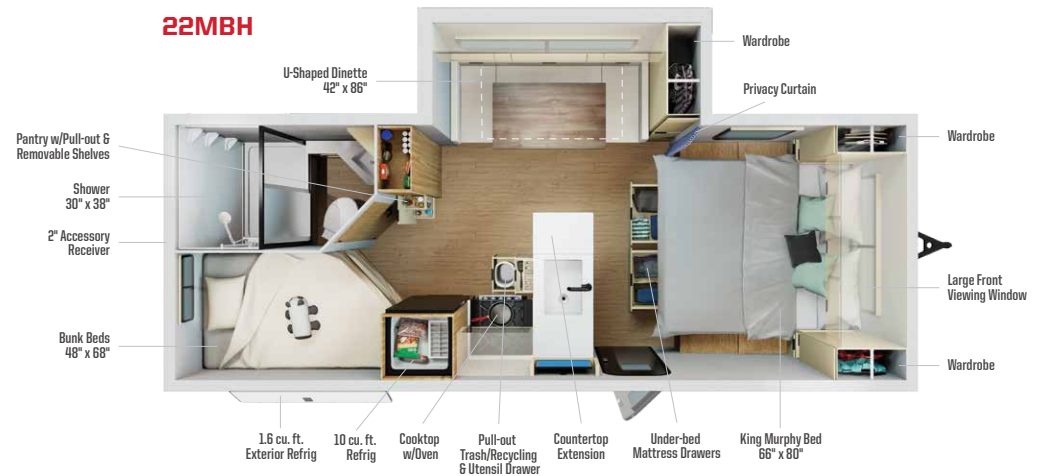


Cabinetry

18FBS



22MBH



Note: Dashed lines denote sleeping areas. Floorplans are representations only and are subject to change. Please contact a certified Winnebago dealer for more information.