



NOVA

By Coachmen



RAM

LITHIUM BATTERY
SYSTEM OPTION



20C Floorplan shown with the New Modern Grey Cabinets

STANDARD FEATURES

- ◆ 30AMP Smart Plug (LED light power indicator, 20X contact area, weatherproof)
- ◆ New King Olympus Digital Antenna, WiFi Router, and Cell Booster Prep
- ◆ New Larger Square Sink with Pull Out Sprayer Faucet
- ◆ New Air Fryer/Convection Microwave Combo (N/A 20 RB)
- ◆ 24" LED Smart TV
- ◆ Shower Miser Water Saver (N/A 20RB)
- ◆ Upgraded Q-Foam in captains chairs, sofas, jump seats and twin bed
- ◆ Truma Aventa 13.5K 110V A/C
- ◆ Supersprings International Suspension Kit (Front and Rear)
- ◆ 24-Gallon fuel tank
- ◆ Solid hardwood cabinetry (Not found on Pro Master competition)
- ◆ Rockwool R-15 insulation (Best insulated of any Pro Master)
- ◆ Imported European dual pane acrylic windows with solar reflective exterior pull-downs
- ◆ Truma Combi Eco Plus furnace/water heating system
- ◆ Firefly Multiplex, 2000W Xantrex inverter with Auto Gen Start
- ◆ 3 Group 31, 115AH AGM Batteries (345AH total)
- ◆ 220W Solar (Dual 110W panels)
- ◆ Fresh tank and black tank above floor
- ◆ Sure Level Tank Monitoring System (read tank levels at 10% increments)
- ◆ Fiberglass shower vs. competitor's ABS shower
- ◆ Induction cooktop
- ◆ Lagun table (Rear), removable table (Front)
- ◆ Marine grade PVC vinyl with 3/8" foam backer

- ◆ Nova Kool refrigerator
- ◆ Remote control Fantastic fan with rain sensor
- ◆ Roof rack with ladder

OPTIONS

- ◆ Cozy Wrap upgraded insulation
- ◆ Li3 Lithium Battery System includes: 630 amp-hour lithium battery, internal heater, Bluetooth battery management system and remote LCD display, second under hood alternator with multi-stage voltage regulator, Xantrex XC Pro 3000W inverter/charger with Bluetooth XC Remote, Xantrex Echo-charge (Charges chassis battery while plugged into shore power). *Onan Generator not included with Li3 Lithium Battery option.*
- ◆ Extra 630AH Lithionics Lithium Battery
- ◆ Driver and passenger upgraded seat recovers
- ◆ Tank heaters for grey tank only
- ◆ 2-Burner LP Cooktop
- ◆ Upgraded Firestone tires with black rims
- ◆ Pop Top w/ 190W Solar Panel, Coleman Mach 10 NDQ A/C, Skylight and Thule Awning
- ◆ Rover Ladder, Spare Tire Carrier w/ Spare Tire
- ◆ Lithionics GTX 310AH "Drop In" Lithium Battery (Replaces standard AGM Battery)



More standard features than any other B-Class on the market today. Comfort and luxury at no extra cost!

NOVA

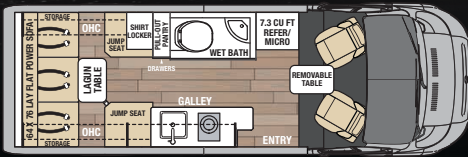
By Coachmen



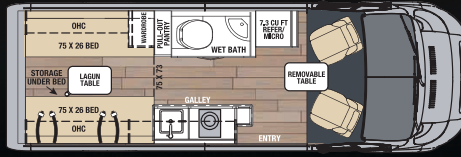
RAM



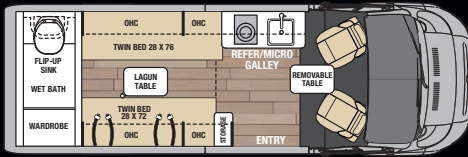
Optional bike rack



20C - Power Sofa with Double Captains Chairs



20D - Twin Beds with Double Captains Chairs



20RB - Rear Bath with Double Captains Chairs



Easy to access rear bath and storage

GVWR (Gross Vehicle Weight Rating) - is the maximum permissible weight of the unit when fully loaded. It includes all weights, inclusive of all fluids, occupants, cargo, optional equipment and accessories. For safety and product performance do NOT exceed the GVWR.

GCWR (Gross Combined Weight Rating) - Is the maximum permissible loaded weight of your motor home or any towed trailer or towed vehicle. Actual GCWR of this vehicle may be limited by the sum of the GVWR and the installed hitch receiver maximum capacity rating; see hitch rating label for detail.

GAWR (Gross Axle Weight Rating) - is the maximum permissible weight, including cargo, fluids, optional equipment and accessories that can be safely supported by each axle.

UVW (Unloaded Vehicle Weight)* - is the typical weight of the unit as manufactured at the factory. It includes all weight at the unit's axle(s), including full fuel, all fluids and LP Gas. The UVW does not include cargo, fresh potable water, additional optional equipment or dealer installed accessories.

*Estimated Average based on standard build optional equipment.

CCC (Cargo Carrying Capacity)** - is the amount of weight available for fresh potable water, cargo, passengers, additional optional equipment and accessories. CCC is equal to GVWR minus UVW. Available CCC should accommodate fresh potable water (8.3 lbs per gallon). Before filling the fresh water tank, empty the black and gray tanks to provide for more cargo capacity.

**Estimated average based on standard build optional equipment.

Each Forest River RV is weighed at the manufacturing facility prior to shipping. A label identifying the unloaded vehicle weight of the actual unit and the cargo carrying capacity is applied to every Forest River RV prior to leaving our facilities. The load capacity of your unit is designated by weight, not by volume, so you cannot necessarily use all available space when loading your unit. Actual towing capacity is dependent upon your particular loading and towing circumstances, which includes the GVWR, GAWR and GCWR as well as adequate trailer brakes. Please refer to the Operator's Manual of your vehicle for further towing information. All information contained in this brochure is believed to be accurate at the time of publication. However, during the model year, it may be necessary to make revisions and Forest River, Inc. reserves the right to make such changes without notice, including prices, colors, materials, equipment and specifications as well as the addition of new models and the discontinuance of models shown in this brochure. Therefore, please consult with your Forest River dealer and confirm the existence of any materials, design or specifications that are material to your purchase decision. ©2021 Nova by Coachmen, a Division of Forest River, Inc., a Berkshire Hathaway company. All Rights Reserved. Rev 3/22

MODEL	20C	20RB	20D
Chassis: RAM	Pro Master	Pro Master	Pro Master
Engine: Gas 3.6L Pentastar	V6	V6	V6
Horsepower	280	280	280
Torque	260	260	260
Wheelbase	159"	159"	159"
GVWR (Lb.)	9,350	9,350	9,350
GCWR (Lb.)	11,500	11,500	11,500
UVW (Lb.)	7,816*	7,650	7,722
CCC (Lb.)	1,332*	1,498	1,418
Interior Height	75"	75"	75"
Exterior Width	86"	86"	86"
Exterior Height (w/AC)	9' 1/2"	9' 1/2"	9' 1/2"
Exterior Length	20' 11"	20' 11"	20' 11"
Hitch Weight (Lb.)	5,100	5,100	5,100
Fuel Capacity (Gal.)	24	24	24
LP Capacity (Gal./Lb.)	7.9/33	7.9/33	7.9/33
Fresh Water (Gal.)	27	27	27
Grey Water (Gal.)	20	23	20
Black Water (Gal.)	19	10	19
Awning	13' 1"	13' 1"	13' 1"

*Max. amount - could be less depending on build options

CABINETS

High Gloss White

High Gloss Maple

Modern Grey

DECOR

Cashmere

Fog



Coachmen
Recreational Vehicles

A division of Forest River, Inc.

To learn more about Coachmen RV and our products, and see how Coachmen is making the easy life easier, contact us today.

423 N. Main Street ♦ P.O. Box 30
Middlebury, IN 46540 ♦ (800) 353-7383
www.coachmenrv.com/nova
fb.me/coachmenrv



www.ForestRiverBuyLocal.com