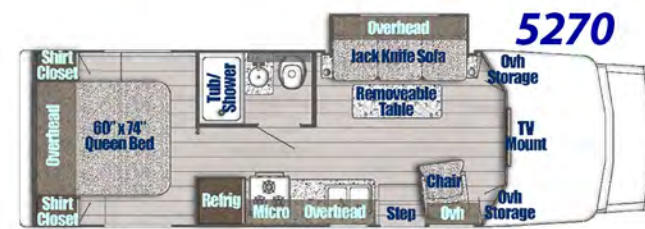
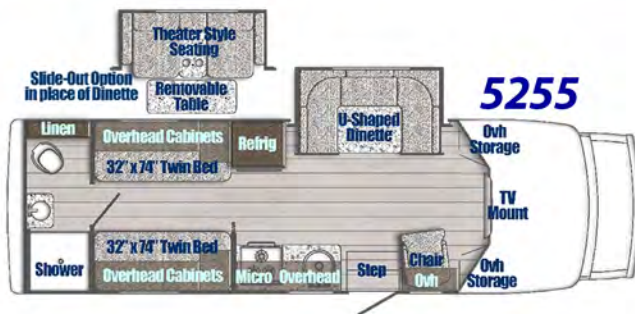
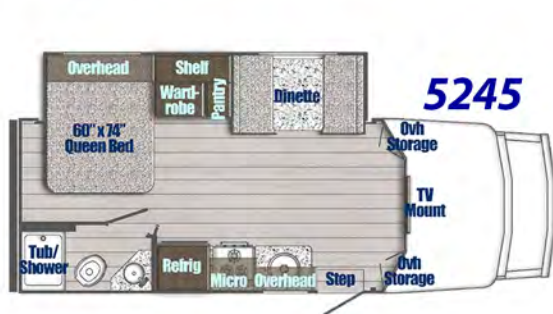

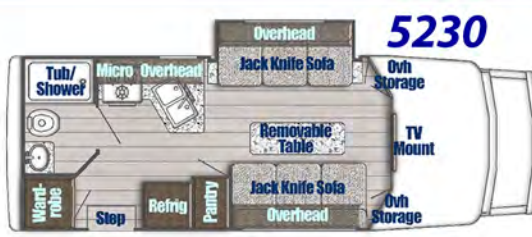
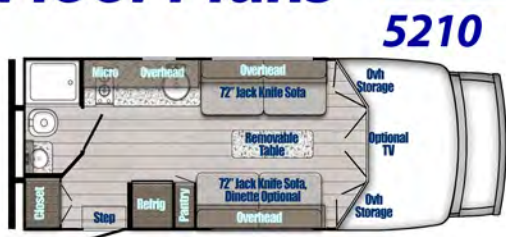




Floor Plans



Specifications

Model	Length	Width	Ext. Height	Int. Height	Fresh Water	Grey Tank	Black Tank	Furnace BTUs	Water Heater	LP Tank
5210	22'6"	96"	10'6"	77"	41	26	26	25,000	6 Gal	42 lbs
5230	24'5"	96"	10'6"	77"	41	26	26	25,000	6 Gal	42 lbs
5240	25'5"	96"	10'6"	77"	33	38	38	25,000	6 Gal	42 lbs
5245	24'10"	96"	10'6"	77"	37	38	38	25,000	6 Gal	42 lbs
5255	28'5"	96"	10'6"	77"	44	38	38	25,000	6 Gal	42 lbs
5270	28'9"	96"	10'6"	77"	37	32	32	25,000	6 Gal	42 lbs



BT TOURING CRUISER

Standard Features

Chassis

- 50 State Emissions, Power Locks & Windows
- 5210, 5230, 5240, 5245:
 - 12,500 GVWR Ford E-350, 7.3L V-8 Engine
- 5255, 5270:
 - 14,500 GVWR Ford E-450, 7.3L V-8 Engine

Exterior

- Smooth Fiberglass Laminated Walls
- One-Piece Radius Roof
- Radius Windows w/Tinted Safety Glass
- Welded Aluminum Cage for Sidewalls, Roof
- Fiberglass Front & Rear Caps and Wings
- Basement Storage
- Magnetic Holders on Outside Storage Doors
- Undercoat Paint
- Laminated Steel-Frame Floor with Metal Underbelly
- Rear Mud Flaps
- Slide-Out Topper (N/A 5210)
- Kitchen Window
- Foam Seal and Undercoating

Heating & Cooling

- Ducted System for A/C in Ceiling
- In-Dash Air Conditioner
- 25,000 BTU Furnace

Decor

- Upgraded Interior Fabrics
- Designer Window Treatments
- Cascade Maple or White Cabinetry
- Overhead Reading Lights

Power

- Auxiliary Battery
- Converter w/Battery Charger & Auto Changeover
- Generator Prep
- 30' Detachable Power Cord
- Battery Disconnect Switch
- 42 lb. LP Gas Tank

Electrical

- Generator Switch and Hour Meter
- Cable TV Ready
- TV Antenna with Amplifier
- TV Hookups in Bedroom (N/A 5210, 5230)
- Monitor Panel
- Satin Nickel Lights

Bath, Kitchen

- Power Bath Vent
- Skydome in Shower
- Streamline Retractable Shower Door

Appliances

- 6 gal. Gas/Electronic Ignition Water Heater with Bypass Valve
- Microwave Oven
- 6 cu. ft. 2-Way Double-Door Refrigerator
- 3-Burner Range w/Oven (N/A 5210)

Furnishings

- "Grotto" or "Fog" Interior Decor
- Soft Pleated Privacy Shades
- Pleated Privacy Bedroom Curtain (N/A 5210, 5230)
- 2-Way Driver/Passenger Cloth Seats
- Passenger Side Sofa (5230)
- Soft Touch Jack Knife Sofa(s) 5210, 5230, 5270)
- Single Barrel Chair (5255, 5270)
- Hidden Hinges for Cabinetry

Safety

- Fire Extinguisher
- Detectors for Carbon Monoxide & LP Gas
- Exhaust Pipe Heat Shield
- Spare Tire and Wheel

Popular Options

- Full Paint Exterior w/ Ultra-Hi-Gloss Gelcoat
- Partial Paint Exterior
- Upgrade to 15,000 BTU Roof Air Conditioner
- Heat Pads on Holding Tanks (N/A w/CSA)
- Heated Remote Control Rear View Mirrors
 - with Turn Signals
 - with Turn Signals and Side View Cameras
- Automatic Leveling Jacks
- Stabi-Lite Leveling System (2 Rear Jacks; N/A 5210, 5230)
- Rear Window (5245, 5270)
- Night-Only Roller Shades
- Ultra High-Gloss Gelcoat Exterior
- Pre-Wired for Digital Satellite
- 32" LED TV in Bedroom (5245 and 5270 only)
- 40" LED HDTV (Standard on 5240)

THE BT CRUISER BONUS

The luxury features and options you want most, INCLUDED on every BT Cruiser we build!

- 4.0 kW Generator - Enclosed
- Power Awning w/LED Lights and Speakers
- 13,500 BTU Roof Air Conditioner
- AM/FM Stereo w/Clock
- Stainless or Black Appliance Group
- High Gloss Champagne Fiberglass Exterior Walls w/Azdel Synthetic Substrate
- One Piece Fiberglass Roof
- Upgraded LED Lighting inside & out
- Exterior Acrylic Grab Handle
- Glass Range Cover (N/A 5210)
- Friction Hinge Entry Door w/Window and Shade
- Upgraded Designer Graphics
- Insulated A/C H-Duct System in Roof
- Ceiling Light Switch in Monitor Panel
- Vinyl Flooring throughout
- Fiberglass Running Boards
- Electric Step
- IRD Dual Battery Charging System
- Emergency Start Switch
- Deluxe Comfort Mattress
- Stainless Steel Wheel Liners
- Outside Shower
- Black Tank Flush
- 7500 lb. Hitch w/7-Way Connector & Brake Controller
- Rear-Mount Ladder
- Spare Tire & Carrier
- Blue Tooth-Ready Multimedia Stereo w/Apple Carplay & Android AM/FM
- Second House Battery
- Soft-Touch Driver & Passenger Seats



Multi-Year Winner, RVIA Quality Circle Award

Your Gulf Stream Coach Dealer

Scan the QR code for more images, videos, and specifications



FAMILY-OWNED SINCE 1983

www.gulfstreamcoach.com

P.O. Box 1005, Nappanee IN 46550

QUALITY • VALUE • INNOVATION

