

Surveyor

BY FOREST RIVER

We invite you to
take the road
less traveled...
and make it
all the difference.





Surveyor Production Team: (Left to Right) Dale G., Service/Production Floater since 2001, Wayne "Junior" T., Group Plant Manager -3 Plants, Brian S., Plant Manager, 16 years+

SURVEYOR

FIELD TESTED SINCE 2001

“DO YEARS IN BUSINESS AND EXPERIENCE BUILDING RV’S AT THE SAME FACTORY MATTER WHEN CHOOSING WHICH TRAVEL TRAILER TO PURCHASE ... WE THINK IT SHOULD!”



Aluminum Framing All Openings

Windows; No caulking required, saves time and up to \$100s annually! Best structural integrity in its class.

52 Cu. Ft. Pass-Through Storage


Upgraded "Drop Frame" for best in class exterior storage - many models.

Wall Construction (R7, R9)

- Pinch roll laminated at 1600 PSI, 100% glue coverage. - Closed Cell Block Foam Insulated, optimum comfort.
- Air-Pressure Sealed Tested, ensures maximum efficiency.

Floor & Lami Plast Enclosed Heated Underbelly

- 2" aluminum studded floor; R9 block foam insulation, and interior double layered plywood, offset.
- Insulates underbelly & tanks, forms a double walled layer pocket of air.
- Radiant heated, camping in all seasons!



Azdel Onboard

Composite Panels, Patented Blend of Polypropylene and Fiberglass, replaces "wood" backing. Surveyor uses on Sides, Rear, Slide Room, and Front Walls (NA Front of Luxury, Fiberglass Cap)

- Protects against delamination - repels water; no rot, mold, or warpage
- Unaffected by humidity or temperature changes
- 2x insulation value - Blankets like a "Radiant Foil"
- 1/2 the weight of wood - keeps fuel costs down
- Longer life and better resale value
- Quieter RV - absorbs sound waves

PVC Membrane - Fully Walkable Roof

16" On-Center trusses featuring 3/8" decking, R14 Residential Blanket Insulation, finished with Best in Class PVC Roof Membrane.

- No treatments required - Ever!
Save time every 6-12 months & up to \$100s annually.
- 15 Year Warranty, 100% coverage.
- 2x the puncture strength & 20% more tear resistance
- Will not chalk, streak, or spot.
- Extraordinary reflectivity keeping your trailer cooler



Scan QR to see Surveyor Advantages or visit www.forestriverinc.com/Surveyor



TWO-TIME SURVEYOR OWNERS, IN THEIR OWN WORDS

We just purchased our 2nd Surveyor. We really enjoyed our current Surveyor, both the quality of workmanship, the layout, and the amount of storage.

We are experienced RV'ers and over the years we have owned campers, fifth wheels, and travel trailers; so when we determined we needed a little longer travel trailer for our extended trips, we immediately thought of another Surveyor and our excellent dealings with the previous dealer.

Lynn & Michele Adair
Tallahassee, FL, 2019

**“GO CONFIDENTLY IN THE
DIRECTION OF YOUR DREAMS!
LIVE THE LIFE YOU’VE IMAGINED”**

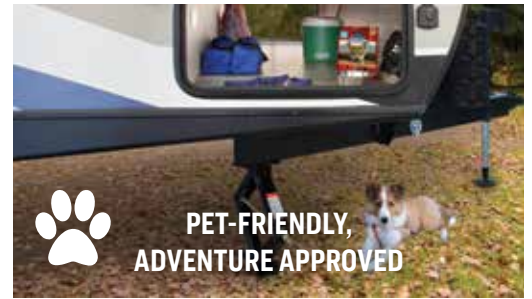
— THOREAU



QUALITY & PDI FINAL INSPECTION STATION

Near to far: Brenna F., Quality/Final Finish Leader, 15 years. Shae S. M., PDI/Quality Leader, 7 years.


“It takes a lot of testing before we put our stamp of approval on it.”



**PET-FRIENDLY,
ADVENTURE APPROVED**



BIKE/ UTILITY RACK (OPT LUXURY)



LARGE PANTRY — MANY MODELS



SMOOTH, SAFEST TOW
LIPPERT® AXLE WARRANTY (6 YEARS), NITRO-FILLED TIRES
(5 YR WARRANTY W/12 MONTH NO EXCUSES GUARANTEE),
AND EQUA-FLEX SUSPENSION (OPT LUXURY).

Surveyor
BY FOREST RIVER
CONNECT

CONTROL THIS RV WITH YOUR PHONE:

- Multiple Slide-Outs
- Multiple Power Stabilizers
- Awnings
- Multiple Lighting Zones

DOWNLOAD THE APP TODAY!

Download the iOS One Control App on the Apple App Store or Google Play and take control of your RVing experience today.



Download on the
App Store



GET IT ON
Google Play



ONEControl
POWERVIA Lippert Component®

App Store® is a trademark of Apple Inc. and Google Play™ is a trademark of Google LLC.



19BHLE

SURVEYOR LEGEND
SUB-4,000 LB.











19BHLE

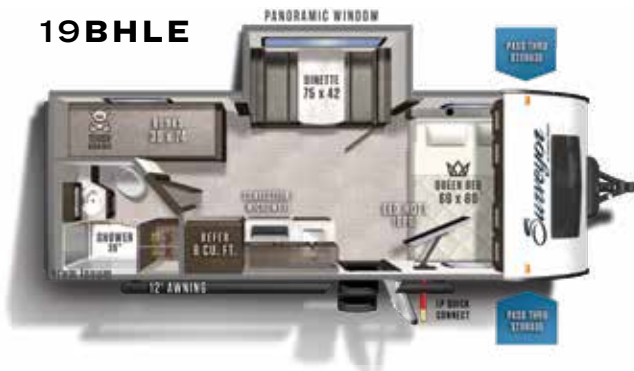
Sub-4s start below 4,000 lbs and are packed with fun! Designed for those looking for shorter, lighter, and an active on the go lifestyle, without having to compromise “comfort”.

“I WENT INTO THE FOREST TO LOSE MY MIND, AND FIND MY SOUL”

— JOHN MUIR

- 
78"
 INTERIOR HEADROOM
- 
 FRICTION HINGE ENTRY DOOR
- 
 PORCELAIN TOILET
- 
 POWER TONGUE JACK
- 
 USB PORTS
- 
 100% LED EXTERIOR & INTERIOR LIGHTING
- 
 7-PLUG CORD HOLDER
- 
 HIGH OUTPUT W/H

19BHLE



19RBLE




	UVW	HITCH	C.C.C.	LENGTH *	HEIGHT **	CAPACITY (GAL.)
19BHLE	3814	405	991	23' 4"	10' 3"	30 30 30
19RBLE	3749	345	996	23' 4"	10' 3"	30 30 30

*LENGTH FROM COUPLER TO BUMPER // **HEIGHT INCLUDES TOP OF A/C

FRESH GRAY BLACK












SURVEYOR LEGEND MURPHY BEDS

 No mattress taking up valuable storage space; and bedding not exposed to whatever else could be in there

200MBLE



Legend Murphy Beds are better designed and the smartest use of space in order to tow a shorter trailer that has both a dinette & sofa. They come equipped with the super easy to use "Latch & Catch" system for operating our 60" x 80" Residential Queen Bed!

-  **82.5"**
BARRELED CEILING
-  **FRICTION HINGE**
ENTRY DOOR
-  **BEST-IN-CLASS STORAGE**
-  **POWER TONGUE JACK**
-  **PORCELAIN TOILET**
-  **100% LED**
EXTERIOR & INTERIOR LIGHTING
-  **USB PORTS**
-  **7-PLUG CORD HOLDER**
-  **HIGH OUTPUT W/H**

203RKLE



240BHLE



	UVW	HITCH	C.C.C.	LENGTH *	HEIGHT **	CAPACITY (GAL.)
200MBLE	4601	480	2879	23' 8"	11' 3"	40 40 30
203RKLE	4685	530	2807	24' 10"	11' 3"	40 40 30
240BHLE	5137	517	2380	25' 11"	11' 3"	40 40 30

*LENGTH FROM HITCH TO REAR BUMPER // **HEIGHT INCLUDES TOP OF A/C

FRESH GRAY BLACK



252RBLE

SURVEYOR
LEGENDS




296QBLE

“KIDS NEVER
REMEMBER THEIR
BEST DAY OF
TELEVISION.”

— UNKNOWN



8 CU FT GAS/ELECTRIC
REFRIGERATOR
ALL LEGENDS
(NA 320BHLE)



DINETTE DOOR STORAGE
ALL LEGENDS




202RBLE

Surveyor LEGEND BY FOREST RIVER

**“I don’t just sell them,
I camp in them.”**

Reid G., Regional Sales Manager,
Serving our customers & RV dealerships
since 2003.



202RBLE



248BHLE



252RBLE



295QBLE



296QBLE



320BHLE



- 82.5" OVERHEAD CEILING
- FRICTION HINGE ENTRY DOOR
- MASTER SUITE STORAGE CUBBIES
- POWER TONGUE JACK
- PORCELAIN TOILET
- 100% LED INTERIOR LIGHTING
- USB PORTS
- 7-PLUG CORD PASSER
- HIGH OUTPUT WiFi

	UVW	HITCH	C.C.C.	LENGTH *	HEIGHT **	CAPACITY (GAL.)		
202RBLE	4628	465	2837	24' 4"	11' 2"	40	40	30
248BHLE	5504	610	2106	29' 11"	11' 2"	40	60	30
252RBLE	5168	555	2387	28' 11"	11' 2"	40	40	30
295QBLE	5995	777	1782	33' 0"	11' 2"	40	40	30
296QBLE	6468	700	3032	34' 11"	11' 3"	40	40	30
320BHLE	7413	755	2142	37' 0"	11' 5"	40	80	70
						FRESH	GRAY	BLACK

*LENGTH FROM COUPLER TO BUMPER // **HEIGHT INCLUDES TOP OF A/C

SEE OUR FULL LISTING OF SPECIFICATIONS AND 360 TOURS AT WWW.FORESTRIVERINC.COM/SURVEYOR



272FLS

SURVEYOR
LUXURY

Is “**Glamping**” an over used term to describe some travel trailers? With Surveyor Luxury ... you be the judge.

“WE TRAVEL NOT TO ESCAPE LIFE, BUT FOR LIFE NOT TO ESCAPE US.”

— ANONYMOUS

EZ GLIDE SOFA



1 - SIT POSITION



2 - SLEEP POSITION




3 - PULL TO OPEN / LIFT, “CLICK”, & PUSH IN TO CLOSE

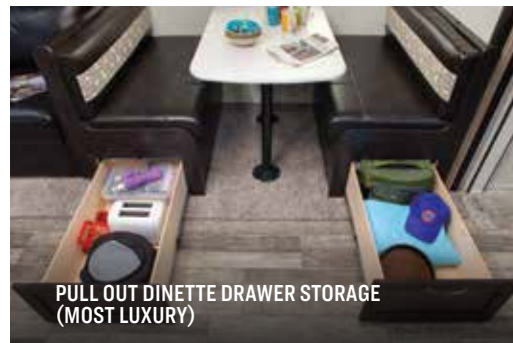


287BHSS

(PICTURED: LED HDTV, STEREO SOUND BAR, OPTIONAL FIREPLACE)



COUNTER-TOP EXTENSION (SELECT MODELS)



PULL OUT DINETTE DRAWER STORAGE (MOST LUXURY)



10 CU FT RESIDENTIAL REFRIGERATOR 12V (NO INVERTER, ALL LUXURY)



MAGNETIC DOOR CATCHES



52 CU FT. DROP FRAME STORAGE.
LARGEST IN CLASS.



80 CU FT. STORAGE
(272FLS FRONT & REAR PASS THRU)

245BHS



250FKS



251RKSS



266RLDS



267RBSS



272FLS



287BHSS



82.5" BARBELED CEILING



FRICITION HINGE ENTRY DOOR



MASTER SUITE STORAGE CUBBIES



POWER TONGUE JACK



PORCELAIN TOILET



100% LED EXTERIOR & INTERIOR LIGHTING



USB PORTS



7-PLUG CORD HOLDER HIGH OUTPUT W/H

	UVW	HITCH	C.C.C.	LENGTH *	HEIGHT **	CAPACITY (GAL.)
245BHS	5204	626	2422	28' 3"	11' 2"	40 40 30
250FKS	5543	775	2232	28' 8"	11' 3"	40 60 30
251RKSS	5721	768	2047	29' 6"	11' 3"	40 60 30
266RLDS	6273	765	1492	31' 3"	11' 3"	40 40 30
267RBSS	6009	728	1719	30' 11"	11' 3"	40 60 30
272FLS	6028	635	3407	31' 11"	11' 3"	40 40 30
287BHSS	6065	610	1545	32' 10"	11' 3"	40 60 30

*LENGTH FROM COUPLER TO BUMPER // **HEIGHT INCLUDES TOP OF A/C

FRESH GRAY BLACK

SEE OUR FULL LISTING OF SPECIFICATIONS AND 360 TOURS AT WWW.FORESTRIVERINC.COM/SURVEYOR



SURVEYOR LUXURY
WEST COAST



**BEST IN CLASS
MASTER SUITE STORAGE**



**8 CU FT GAS/ELECTRIC
REFRIGERATOR
(ALL WEST COAST LUXURY)**

At Surveyor, Customer Satisfaction is #1 and these models were specifically requested by RV customers and dealers from Colorado, Westward. We're glad we listened.

**“OF ALL THE PATHS
YOU TAKE IN LIFE,
MAKE SURE A FEW OF
THEM ARE DIRT...”**

— MUIR

- ARCTIC PACKAGE**
- 82.5" BARRELLED CEILING**
- FRICTION HINGE EXTERIOR DOOR**
- MASTER SUITE STORAGE CUBBIES**
- PORCELAIN TOILET**
- POWER TONGUE JACK**
- 100% LED EXTERIOR & INTERIOR LIGHTING**
- USB PORTS**
- 7-PLUG CORD RETRACTOR**
- HIGH OUTPUT WH**

226RBDS



247BHDS



265RLDS



	UVW	HITCH	C.C.C.	LENGTH *	HEIGHT **	CAPACITY (GAL.)
226RBDS	5028	658	2630	25' 10"	11' 2"	40 40 30
247BHDS	5836	581	1745	29' 4"	11' 3"	40 70 30
265RLDS	6223	765	1542	31' 3"	11' 3"	40 40 30

*LENGTH FROM HITCH TO REAR BUMPER // **HEIGHT INCLUDES TOP OF A/C

FRESH GRAY BLACK



SURVEYOR LUXURY
KING BEDS

33KRLOK




WARDROBE SPACE GALORE
(FIREPLACE STD)



SUPER STORAGE CENTER

TRULY HOME AWAY FROM HOME

You may be camping for a night or taking the trip of a lifetime, Surveyor King Bed Models have the storage space and features to ensure everlasting memories.



HOME THEATER SEATS



WASHER/DRYER PREP
(SELECT MODELS)

- 2ND A/C PREP
- 50 AMP**
- 82.5" BARBELED CEILING
- PORCELAIN TOILET
- USB PORTS
- 7-PLUG CORD HOLDER
- FRICITION HINGE ENTRY DOOR
- POWER TONGUE JACK
- 100% LED EXTERIOR & INTERIOR LIGHTING
- HIGH OUTPUT W/H

33KFKDS



33KRLOK



	UVW	HITCH	C.C.C.	LENGTH *	HEIGHT **	CAPACITY (GAL.)
33KFKDS	7128	875	2547	36' 11"	11' 5"	40 60 30
33KRLOK	7614	765	1951	36' 11"	11' 5"	40 75 35

FRESH GRAY BLACK

*LENGTH FROM HITCH TO REAR BUMPER // **HEIGHT INCLUDES TOP OF A/C

SEE OUR FULL LISTING OF SPECIFICATIONS AND 360 TOURS AT WWW.FORESTRIVERINC.COM/SURVEYOR



Left to right: (entire department not shown):
Susan T., Warranty/Parts/Service Manager,
 taking care of everyone's needs since 2006.
Amanda H., Senior Parts Administrator,
 shipping the right parts fast Worldwide.

WARRANTY, PARTS,
 & SERVICE.
 IN-HOUSE TO BETTER SERVE.

PEACE OF MIND - YOU'RE NEVER ALONE



**24/7 EMERGENCY
 ROADSIDE ASSISTANCE
 WITH VEHICLE PURCHASE***

TOWING
 JUMP-STARTS
 TIRE CHANGES
 FLUID DELIVERY
 LOCKOUT
 SERVICE

WINCH-OUT
 MOBILE MECHANIC
 TECHNICAL
 SUPPORT
 DEALER LOCATOR
 SERVICES



*VALID FOR 1 YEAR FROM DATE OF PURCHASE

CUSTOMER SATISFACTION



www.Forest River Buy Local.com
 WWW.FORESTRIVERINC.COM/SURVEYOR

Whether at an Ocean Front campsite
 or **OTG (OFF THE GRID)**, RV'ing is
 not just a thing to do, it's a lifestyle!
 At Surveyor Service, we get it.



FREE MEMBERSHIP
 to Forest River Owners' Group

www.forestriverfrog.com



FOREST RIVER OWNER "DIGITAL KIT" APP
 Now you can have your Owner's Manual with you
 wherever you are. Download our FREE App from the
 App Store or Google Play and you'll have the
 information right at your fingertips.

Surveyor Division,
 Forest River, Inc.
 2405 Century Dr.,
 Goshen, IN 46528
 (574) 642.3119



Learn More
 Scan this barcode using
 a QR Reader on your
 smart phone to learn
 more about Forest River.



A Berkshire Hathaway company.

OFF-SITE PDI TESTING - EVERYDAY!



PRE-DELIVERY INSPECTION FACILITY

20,000 square feet of quality assurance. The bare essentials for a premium product.
 This state-of-the-art facility gives immediate daily feedback to production for quality
 assurance in every unit built.

YOUR **SURVEYOR** DEALER

GVWR (Gross Vehicle Weight Rating) - is the maximum
 permissible weight of the unit when fully loaded. It includes all weights,
 inclusive of all fluids, cargo, optional equipment and accessories. For
 safety and product performance do NOT exceed the GVWR.

fresh potable water, additional optional equipment or dealer installed
 accessories.

** Estimated average based on standard build optional equipment

Each Forest River RV is weighed at the manufacturing facility prior to
 shipping. A label identifying the unloaded vehicle weight of the actual
 unit and the cargo carrying capacity is applied to every Forest River RV
 prior to leaving our facilities.

All information contained in this brochure is believed to be accurate
 at the time of publication. However, during the model year, it may be
 necessary to make revisions and Forest River, Inc., reserves the right
 to make all such changes without notice, including prices, colors,
 materials, equipment and specifications as well as the addition
 of new models and the discontinuance of models shown in this
 brochure. Therefore, please consult with your Forest River, Inc., dealer
 and confirm the existence of any materials, design or specifications
 that are material to your purchase decision. Litho. U.S.A. FOR 1735
 W: 2020.04.09

GAWR (Gross Axle Weight Rating) - is the maximum permissible
 weight, including cargo, fluids, optional equipment and accessories that
 can be safely supported by a combination of all axles.

*Estimated average based on standard build optional equipment.

CCC (Cargo Carrying Capacity)** - is the amount of weight
 available for fresh potable water, cargo, additional optional equipment
 and accessories. CCC is equal to GVWR minus UVW. Available CCC should
 accommodate fresh potable water (8.3 lbs per gallon). Before filling
 the fresh water tank, empty the black and gray tanks to provide for
 more cargo capacity.

The load capacity of your unit is designated by weight, not by
 volume, so you cannot necessarily use all available space when
 loading your unit.

UVW (Unloaded Vehicle Weight)* - is the typical weight of the
 unit as manufactured at the factory. It includes all weight at the unit's
 axle(s) and tongue or pin and LP Gas. The UVW does not include cargo,