

MOMENTUM

BY GRAND DESIGN RV



GRAND DESIGN
RECREATIONAL VEHICLES

A PERFECT STORM OF LUXURY AND FUNCTIONALITY



**ALL IN ONE
EXT. UTILITY CENTER**



LED LIGHTING
INTERNAL & EXTERNAL



**NEW PLYWOOD
DRAWER BOTTOMS**



METAL WRAPPED WHEEL WELLS


BACKUP CAM PREP

POCKET DOORS TO BATHROOM

AND MANY MORE!

SOLAR PREPPED

Every Momentum comes prepped for solar standard. 10 gauge wiring is already in place with industry standard MC4 connectors throughout to ensure maximum compatibility.

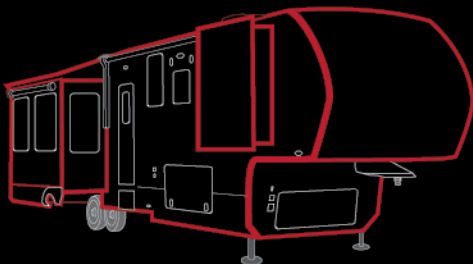


10 Gauge Wire

MC4 Connectors

TITAN SEAL

Utilizing Mylar Tape and Die-Cut Seals at ALL critical seams (roof to sidewall, floor to sidewall and backwall to sidewall).



EXCLUSIVE! SUPERCHASSIS

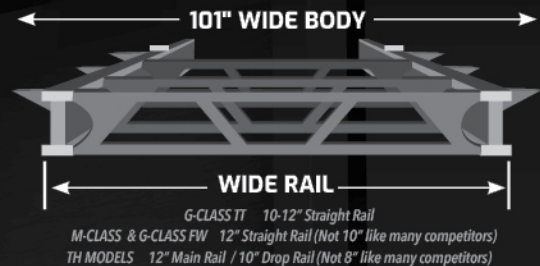
101" Wide Body Chassis - A full 5" wider than many coaches in its class, the widebody chassis allows for more livable floor space with deeper sliderooms, wider sofas in rear lounge models, and space saving sliding pocket doors into the bathrooms...all at a shorter towing length.

Wide Rail Design - Heavy duty I-beam main rails are placed further outward on the chassis. This wider rail placement provides a more stable jack stance, and allows for the slideroom gearpacks to be enclosed inside the frame rails (rather than outside).

No Wheel Wells - A true toy hauler with no wheel wells to maximize cargo option. Not to mention more floor space for camping.

Dovetail Entry - Dovetails ensure you have a longer ramp and softer angle for loading your toys.

NOW WITH REINFORCED AXLE HANGERS!



HAPPIJAG

**FLEXIBLE SEATING AND
SLEEPING CONFIGURATIONS**

Power Bed Lifts literally go where no slide has gone before. As traditional slide-outs extend horizontally, this innovative product leverages vertical space to maximize the space and versatility of your garage.

MAX WIDTH



MAX HEIGHT



DOUBLE BUNKS



SOFA



SOFA W/ TABLE



RAISING THE BAR IN CUSTOMER SERVICE & WARRANTY



Every Grand Design RV is backed with a class leading 3-year limited structural warranty. By selecting suppliers with similar philosophies, many components used on our coaches also carry an extended warranty through the component manufacturer.

► **FLOOR DECKING** (25 Years)

► **EXTERIOR GRAPHICS** (5 Years)

► **AXLES** (5 Years)


► **CHASSIS** (3 Years)

► **TIRE WARRANTY**

► **ROOF COVERING** (12 Years)

(5 Years w/12 Month no questions asked replacement for manufacturer defects)

CONSTRUCTED TO A SUPERIOR STANDARD



THERMAL ROOF DESIGN

R-40*


Fiberglass insulation and a layer of radiant foil insulation cover the entire layout of the roof. Grand Design goes further by extending both insulation layers the full length of the roof and around to the bottom of the front cap and pinbox area.



FULLY LAMINATED WALLS

R-11*


Sidewalls, ramp door, slideroom endwalls, and slideroom roof are all welded aluminum framed and laminated with rigid foam insulation. Most companies use wood framing and soft fiberglass insulation in the sliderooms that can settle over time and leave uninsulated air gaps. G-Class Travel Trailer walls are R-7*



TRIPLE INSULATED MAIN FLOOR WITH FLUSH-FLOOR LINOLEUM SLIDES

R-40*

The underbelly is lined with a radiant foil insulation barrier (Layer 1) and is then covered with fiberglass insulation that wraps all the way up the sides of the frame rails (Layer 2). The main floor enhances the R-Value with yet another layer of foil (Layer 3). Slideroom Floors are R-24*



EXCLUSIVE!

TRIPLE INSULATED GARAGE FLOOR

R-40*

While many toy hauler garage floors are NOT insulated, our exclusive garage floor design provides 3 layers of insulation. A base layer of radiant foil insulation (Layer 1) is topped with fiberglass insulation (Layer 2), and finishes with a second layer of radiant foil insulation on the underside of the garage floor (Layer 3). (FW only)




INSULATED BAGGAGE DOORS

Rigid foam insulation lines the inside of our heavy duty baggage doors.



The Momentum has been third-party tested in extreme outdoor conditions. The heating and cooling system passed with flying colors – delivering comfortable and even room temperatures from cap to rear.

Note: Testing was performed in a temperature controlled chamber and does not account for variables such as wind, humidity, and altitude.



EXCLUSIVE!

FEATURED ON: M-CLASS TH MODELS

RAIL-TITE UNDERBELLY SEAL¹

Rigid aluminum rails are fastened around the perimeter of the underbelly to keep the corrugated barrier up tight against the frame for a better seal from the elements.

*Equivalent R-Value 1. Featured on M-Class and TH models only.

UP TO 40,000 BTU OF HEATING POWER

A high performance furnace (and a fireplace on fifth wheels) deliver the heat.

EVENFLOW HEATING SYSTEM

Vertically mounted heat vents integrated into the cabinet bases, push hot air from front to back (rather than straight up). This also means that there are no heat vents in the middle of the floor to collect dirt and debris and break easily.

HEATED UNDERBELLY AND STORAGE BAY

To force heat into these compartments, dedicated heat ducts run to both the underbelly and storage bay. The enclosed utility center with low point drains (FW only) provides functional water systems even in extreme cold.

MOMENTUM
G-CLASS



G-CLASS TRAVEL TRAILERS



PAINTED FRONT CAP
WITH LED ACCENT LIGHTING



100 GALLONS
OF FRESH WATER




30 GALLON
FUEL STATION



GOODYEAR
ENDURANCE TIRES
HEAVY DUTY E-RATED

15K MAIN AC WITH RACETRACK DUCTING



We combine high efficiency AC's and an energy management system to achieve the perfect balance of efficiency and power, even when using 30 amp!

Add an Optional 2nd AC for Maximum Cooling Power! (NA 21G)



PREMIUM SOUND STANDARD

Shake it up with Rockford Fosgate. Includes Rockford Fosgate head unit, interior and exterior speakers, an amplified subwoofer and over 500 watts of power!



HIGHLIGHTED OPTIONS

ADD THE OPTIONAL SOLAR PACKAGE



300W Solar Panel



Controller



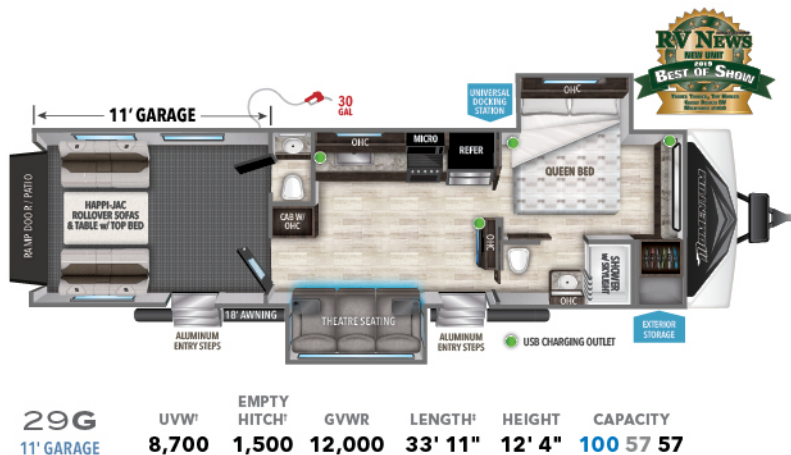
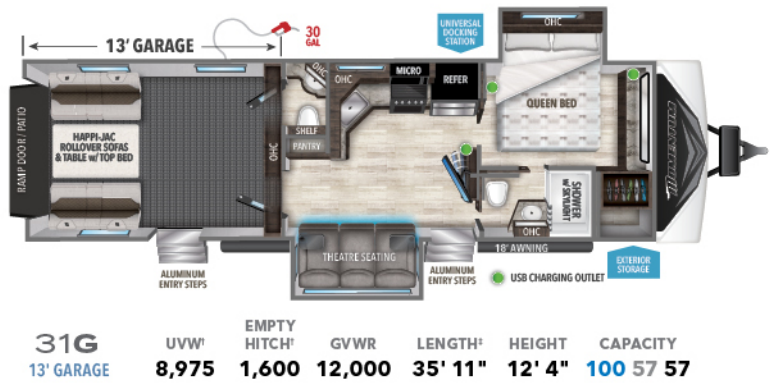
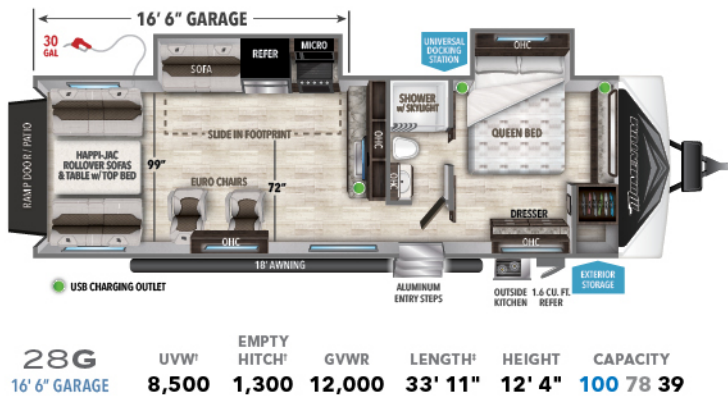

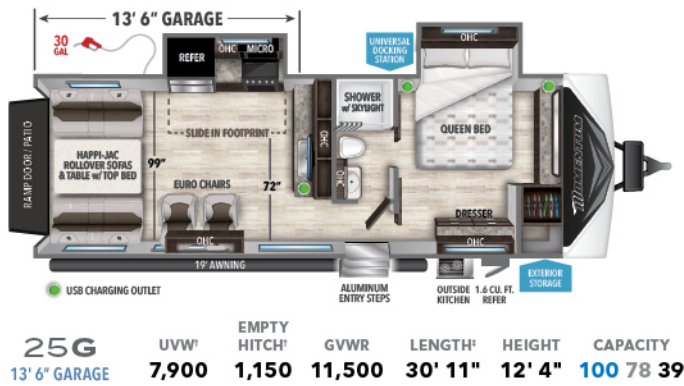
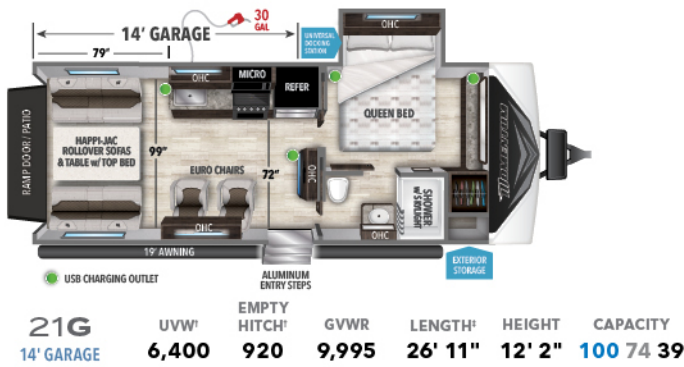
1000w Inverter

MORE OPTIONS:

3 SEASON DOOR W/
SLIDING WINDOWS

REAR ALUMINUM DECK
SYSTEM W/ REAR POWER
AWNING

2ND 13.5K BTU AC



FOR MORE INFORMATION
SCAN THE QR CODE USING YOUR
MOBILE PHONE CAMERA APP

FLOORPLANS



CONSTRUCTION



BUILD & PRICE



MOMENTUM
G-CLASS



G-CLASS FIFTH WHEELS



**30 GALLON
FUEL STATION**



**TUFF-PLY
GARAGE FLOORING**
GAS / OIL RESISTANT

R-40

**TRIPLE INSULATED
GARAGE FLOOR**
EXCLUSIVE!



PREMIUM SOUND STANDARD

Shake it up with Rockford Fosgate. Includes Rockford Fosgate head unit, interior and exterior speakers, an amplified subwoofer and over 500 watts of power!



**LARGE RESIDENTIAL
OR RV REFRIGERATOR**
12 CU. FT.



**6 POINT
ELEC. LEVELING**



**SUNKEN
SHOWER/TUB**
6.5 FT INTERIOR HEIGHT



HIGHLIGHTED OPTIONS

ADD THE OPTIONAL **SOLAR PACKAGE**



300W Solar Panel



Controller



2000w Inverter

MORE OPTIONS:

3 SEASON DOOR WITH
SLIDING WINDOWS

REAR ALUMINUM DECK SYSTEM
WITH REAR POWER AWNING

ROCKFORD FOSGATE SPEAKER
UPGRADE + EXTERIOR SUBS

AND MANY MORE...

Because of our commitment to continuous product improvement, Grand Design Recreational Vehicles reserves the right to change components, standards, options, specifications, and materials without notice and at any time. Photos may show optional equipment which may not be included in the standard purchase price of the featured unit. Be sure to review current product details with your local dealer before purchasing. Rev 03.02.21

STANDARD FEATURES

CRE3000 SUSPENSION SYSTEM



When it comes to suspension performance, it's all about suspension travel. Increased travel means smoother towing, improved towability and better protection from damaging road shock.



We pair this with Wet Bolts and Bronze Bushings for more durability and less maintenance

WINEGARD 360+ ANTENNA W/WIFI PREP



UHF / VHF
FM Radio
4G LTE*
WIFI*

All-in-one solution for your Internet, TV, and FM signal needs!

*Add the Winegard Gateway 4G LTE WIFI Router for this functionality.

STEALTH 3+ SMART A/C SYSTEM



We combine high efficiency AC's and an energy management system to achieve the perfect balance of efficiency and power!

Add an Optional 3rd AC for Maximum Cooling Power!



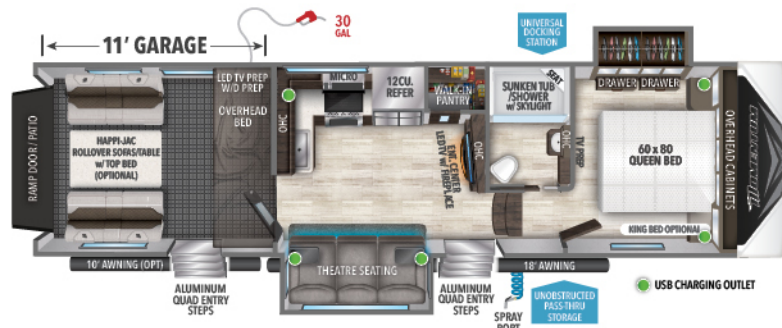
17.5" All-Steel H-Rated Tires

Chip Guard:
Protects from chips or cuts

Scrub Guard:
Minimize wear from starts, stops, tight turns and curb impacts

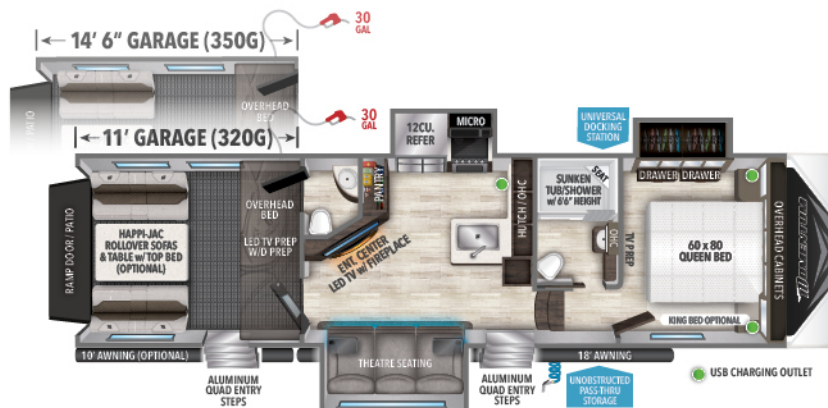
75mph Speed Rated

4,805 lb. Load Rating



328G
11' GARAGE

UVW ¹	HITCH ¹	GVWR	LENGTH ¹	HEIGHT	CAPACITY
12,300	2,200	16,800	35' 11"	13' 5"	115 78 52

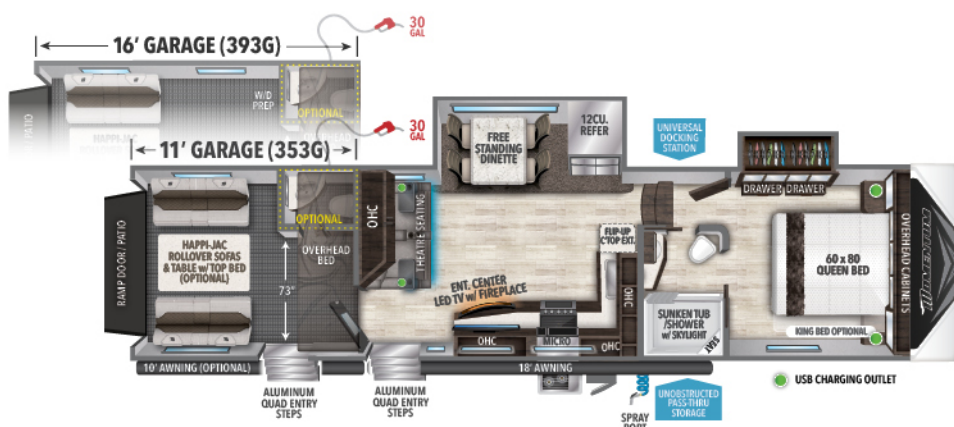


320G
11' GARAGE

UVW ¹	HITCH ¹	GVWR	LENGTH ¹	HEIGHT	CAPACITY
12,500	2,300	16,800	36' 3"	13' 5"	115 78 78

350G
14'6" GARAGE

UVW ¹	HITCH ¹	GVWR	LENGTH ¹	HEIGHT	CAPACITY
12,950	2,600	16,800	39' 10"	13' 5"	115 78 78



353G
11' GARAGE

UVW ¹	HITCH ¹	GVWR	LENGTH ¹	HEIGHT	CAPACITY
12,600	2,450	16,800	38' 9"	13' 5"	115 104 52

393G
16' GARAGE

UVW ¹	HITCH ¹	GVWR	LENGTH ¹	HEIGHT	CAPACITY
13,980	2,950	20,000	43' 9"	13' 5"	115 104 52

FLOORPLANS

CONSTRUCTION

BUILD & PRICE



FOR MORE INFORMATION
SCAN THE QR CODE USING
YOUR MOBILE PHONE
CAMERA APP



MOMENTUM M-CLASS

"Listen, Grand Design does not make RV trailers, they make luxury rolling palaces. Hands down, the biggest, best, and most comfortable RV on the market."

- Dave Sparks (Heavy D)

AS SEEN ON **DIESEL BROTHERS**
Momentum M-Class 381M



ONEControl

WORKS WITH
alexa

AUTO GENERATOR START

Generator starts automatically
when your batteries get low

CELLULAR CONNECTIVITY

Allows you to control your rig
even when you are miles away

ONEControl™ is a touchscreen panel that allows you to operate and monitor many of the Momentum's functions. Go wireless by downloading the FREE OneControl App on your mobile devices.



Leveling



Awnings



Slide-Outs



Generator



HVAC



Tank
Monitor



Water
Pump



Multiple
Light Zones



**TIRE PRESSURE
MONITORING PREP**



**HUGE RESIDENTIAL OR
RV REFRIGERATOR**
18 CU. FT.



**6 POINT
HYDRAULIC LEVELING**



**NO CARPET
IN SLIDES**

HIGHLIGHTED OPTIONS



BE THE LIFE OF THE PARTY!

Shake it up with the optional Rockford Fosgate speaker package. This premium package includes upgraded interior and exterior speakers, interior and exterior subwoofers and a total of 1000+ watts of power!



Upgrade to 8K axles with Disc Brakes to increase stopping power and give you the most carrying capacity in the industry!

GVWR INCREASES TO: 18,000lbs on DOUBLE AXLES 21,000lbs on TRIPLE AXLES



OPTIONAL
FULL BODY PAINT



SILVER
W/ DARK CHARCOAL



SILVER
W/ WHITE ACCENT



SILVER
(AS SHOWN)



BLACK



BLUE



BURGUNDY



BURNT ORANGE

Because of our commitment to continuous product improvement, Grand Design Recreational Vehicles reserves the right to change components, standards, options, specifications, and materials without notice and at any time. Photos may show optional equipment which may not be included in the standard purchase price of the featured unit. Be sure to review current product details with your local dealer before purchasing. Rev 03.02.21

STANDARD FEATURES

M-Class builds on the solid feature-set of G-Class FWs and adds the below:



Introducing the ALL NEW

CHEF-INSPIRED KITCHEN

FEATURING THE INSIGNIA RESIDENTIAL RANGE!

Free-Standing 3.7 CU FT Gas Range
4 Burner Cook Top with Cast Iron Grills
Electronic Ignition Oven
Digital Display and Interior Oven Light
42,500 BTU of Cooking Power

INSIGNIA™



FAST RAMP

Featuring two-sided lift-assist technology. The ramp door remains at the level it is opened to and moves up and down at the slightest pressure, making it easy for one person to operate.



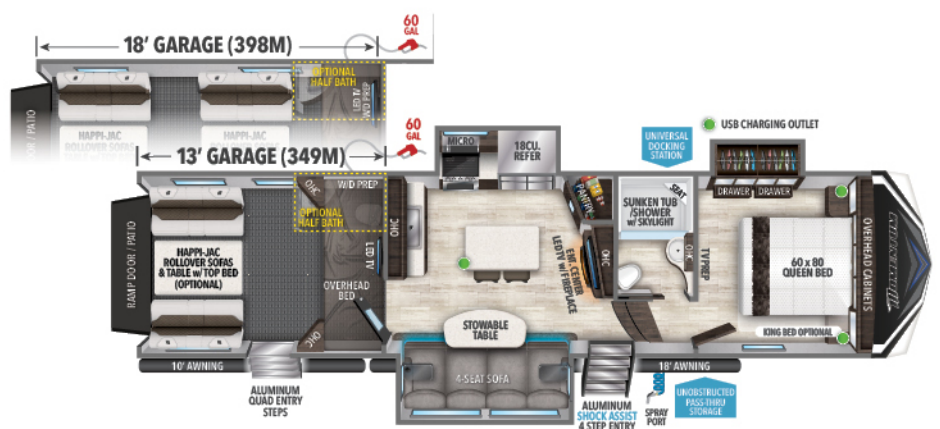
ENTRY STEPS WITH STRUT ASSIST



- ▶ Adjustable feet for stability on uneven terrain
- ▶ Provides sure footing
- ▶ 500 lb weight capacity
- ▶ Eliminates bouncing in and out of your RV (Floorplan Specific)

NEWLY UPGRADED! BATHROOM W/ LUXURIOUS NEW SHOWER

- Solid Surface Counter Tops
- Soap Tray
- Smart Sink



349M	UVW ¹	HITCH ¹	GWVR	LENGTH ¹	HEIGHT	CAPACITY
13' GARAGE	13,600	2,925	17,000	38' 11"	13' 5"	155 104 52

398M	UVW ¹	HITCH ¹	GWVR	LENGTH ¹	HEIGHT	CAPACITY
18' GARAGE	15,000	2,980	20,000	43' 11"	13' 5"	155 104 52



351M	UVW ¹	HITCH ¹	GWVR	LENGTH ¹	HEIGHT	CAPACITY
11' GARAGE	13,800	2,785	16,800	38' 16"	13' 5"	155 78 78

381M	UVW ¹	HITCH ¹	GWVR	LENGTH ¹	HEIGHT	CAPACITY
15' GARAGE	14,700	2,800	20,000	42' 9"	13' 5"	155 78 78



395MS	UVW ¹	HITCH ¹	GWVR	LENGTH ¹	HEIGHT	CAPACITY
14' GARAGE	15,600	2,900	20,000	43' 8"	13' 5"	155 104 52

FLOORPLANS

CONSTRUCTION

BUILD & PRICE



FOR MORE INFORMATION
SCAN THE QR CODE USING
YOUR MOBILE PHONE
CAMERA APP



¹Based on average weight ²Hitch to rear

MOMENTUM



"We spent a year searching for the right RV. After living and traveling in our Momentum for 2 years, we can say we'd still pick the same RV today!"



Chad and Tara
ChangingLanesRV.com
Momentum 397TH



FULL PAINTED
FRONT CAP



UPGRADED
GRAPHICS



ONEControl™ is a touchscreen panel that allows you to operate and monitor many of the Momentum's functions. Go wireless by downloading the FREE OneControl App on your mobile devices.

x4

4 LED TVS
(3 ON 376THS)



TIRE PRESSURE
MONITORING PREP

HIGHLIGHTED OPTIONAL UPGRADES

ADD THE OPTIONAL SOLAR PACKAGE



300W Solar Panel



Controller



2000w Inverter



8K
AXLES
DISC BRAKES

Upgrade to 8K axles with Disc Brakes to increase stopping power and give you the most carrying capacity in the industry!

GVWR INCREASES TO: 18,000lbs on DOUBLE AXLES 21,000lbs on TRIPLE AXLES



BE THE LIFE OF THE PARTY!

Shake it up with the optional Rockford Fosgate speaker package. This premium package includes upgraded interior and exterior speakers, interior and exterior subwoofers and a total of 1000+ watts of power!



OPTIONAL
FULL BODY PAINT



SILVER
w/ DARK CHARCOAL



SILVER
w/ WHITE ACCENT



SILVER
(AS SHOWN)



BLACK



BLUE



BURGUNDY



BURNT ORANGE

Because of our commitment to continuous product improvement, Grand Design Recreational Vehicles reserves the right to change components, standards, options, specifications, and materials without notice and at any time. Photos may show optional equipment which may not be included in the standard purchase price of the featured unit. Be sure to review current product details with your local dealer before purchasing. Rev 03.02.21

STANDARD FEATURES

TH Models take the already impressive M-Class feature-set further with full-time centric floorplans and the additions below:



THE RUBBER PIN BOX

The MORryde pin box system utilizes a unique rubber shear spring to positively deal with rough towing and road shock.



Introducing the ALL NEW

CHEF-INSPIRED KITCHEN

FEATURING THE INSIGNIA RESIDENTIAL RANGE!

Free-Standing 3.7 CU FT Gas Range
4 Burner Cook Top with Cast Iron Grills
Electronic Ignition Oven
Digital Display and Interior Oven Light
42,500 BTU of Cooking Power

INSIGNIA

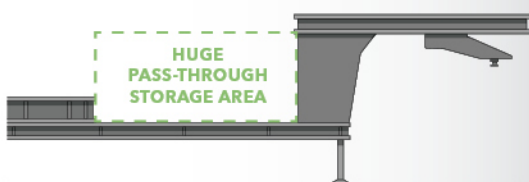


NEWLY UPGRADED! BATHROOM W/ LUXURIOUS NEW SHOWER

- Solid Surface Counter Tops
- Soap Tray
- Smart Sink



EXCLUSIVE! DROP-FRAME SUPERCHASSIS



FLOORPLANS

CONSTRUCTION

BUILD & PRICE



FOR MORE INFORMATION
SCAN THE QR CODE USING
YOUR MOBILE PHONE
CAMERA APP



¹Based on average weight ¹Hitch to rear

WE STRIVE FOR NOTHING LESS THAN CUSTOMERS FOR LIFE!



Thank you for taking the time to tour our coach.

We would like to share what sets Grand Design RV apart from all other RV manufacturers and why this difference is important to you.

My close friends and I were part of an ownership team at a travel trailer, fifth wheel company that grew to become one of the largest RV manufacturers in the world. While proud of this accomplishment, it became difficult to stay in touch with customers, employees, and ultimately the quality of the final product. It became obvious, there was a better way.

In 2012 we started with a mission to build a better RV company. A company with a culture that desires a long-term, personal connection with customers, employees and dealers – that company became Grand Design RV. Our business model of doing the right thing has led us to many years of unparalleled growth.

At Grand Design we are customer centered and everything we do daily revolves around you. Our goal is simple – continue to lead the industry with quality, innovative products while striving to improve our customers' RV experience before, during and after their purchase. We strive for nothing less than customers for life and I would be honored to personally welcome you to the Grand Design family.

Warmest Regards,

President / CEO / Co-Founder

MULTI-YEAR AWARD WINNER IN ALL 3 CATEGORIES!



TRAVEL TRAILERS



FIFTH WHEELS



TOY HAULERS

LONG TERM VALUE

Everything we do at our company is designed to build long-term value in what we offer our customers, "More features and superior value for your dollar."

CUSTOMER CENTERED

Our focus, from the very first day we opened our doors, revolves around our customers. Your satisfaction is our future. GDRV4Life!

STAYING CONNECTED

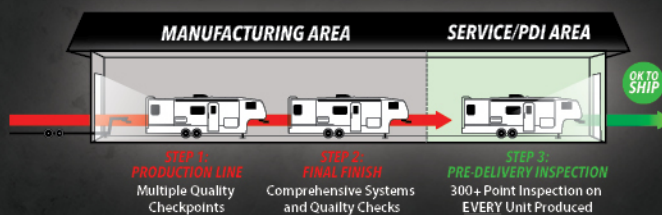
Magic happens when the CEO and Senior Management actively work with the production facilities to help build the team and develop products.

EXPERIENCED WORKFORCE

Our local workforce has been hand-picked and has an excellent reputation for second-to-none industry craftsmanship.

RAISING THE QUALITY BAR

We put every Grand Design RV through a series of quality inspection gates during the manufacturing process. Once completed, the unit undergoes a comprehensive "final finish" inspection. At this point, most manufacturers ship their coaches to the dealer for retail sale. We aren't most manufacturers. Every one of our coaches is moved to a PDI (Pre-Delivery Inspection) area where they are put through a rigorous 300+ point inspection checklist. It is only after this PDI that we certify a unit ready to ship to our dealers.



SUPERIOR SERVICE

Anything built by humans that travels down the open road is subject to issues. It's how those issues are addressed that makes Grand Design so special to our owners. Visit the independent owners page on Facebook (Grand Design RV Owners) and see for yourself. We take care of our customers after the sale. An informed customer will be a Grand Design customer!

CLASS LEADING WARRANTY

We back every one of our coaches with a 3-year limited structural warranty.

Rev 03.02.21



Grand Design RV was created in 2012 and founded by current CEO, Don Clark and brothers Ron and Bill Fenech (Representing over 80 combined years of experience in the RV Industry).

11333 County Road 2 | Middlebury, IN 46540 | 574-825-8000 | GrandDesignRV.com