

# Prowler



The **LEGEND**



**Prowler**

Visit HEARTLAND on:







Model 28P BHS

## LUXURIOUS AFFORDABLE

Feel at home in a Prowler with features like deep slides, extra tall ceilings, large two basin sink, beautiful wood cabinetry, large skylight, residential Beauflor flooring, large windows and many more great features. You won't have to sacrifice any of the comforts you've come to cherish at home.





Model 28P BHS

# 43 YEARS of EXPERIENCE GOLD STAR STATUS



Thanks to forward thinking in design and customer driven features, Prowler has become one of the most successful RVs on the market. Since its introduction in 1969, Prowler has sold more than 300,000 units and has accrued 43 years of RV experience. Prowler holds the distinguished title as the #1 selling RV of all time. The newest members of the Prowler bloodline carry on this proud tradition. Prowler's Engineers and Designers have worked together to bring you the most reliable and user friendly RV on the market today.



Model 28P BHS



# FUNCTIONAL STORAGE



We understand there is no such thing as too much storage! Prowler features 18" tall overhead cabinets to accommodate large items and divider shelves to easily store even more smaller items. Our cabinets are among the deepest in the industry letting you store full size plates, bulky food items and so much more.



Prowler's large 50/50 sink allows you to wash and rinse residential pot and pans with ease.



The Prowler Paw design provides approximately 20% more workspace.



An eye level integrated Spice Rack puts the seasonings right where you can see them.



Large 19" gas oven with three burner cook top with high output front burner for large pots and pans.



Strong, steel ball bearing, full extension design allows much larger and deeper drawers.



Hidden Trash Receptacle keeps the trash out of sight and out of the way, not to mention the odor.



Bigger 50/50 sink allows you to wash all of your dishes hassle free, mounted in a oversized, radius countertop with 25% more workspace than traditional square countertops.

Convenient microwave above the large oven with three burner cooktop.



## A PLACE FOR EVERYTHING EVERYTHING IN ITS PLACE

Prep Area, Cleanup and Storage, are the Three most important elements in the kitchen, other than the Cook of course. You demand more counter space and Prowler's own in-house counter top shop delivers counters that are uniquely arched in design so they flow with the kitchen while maximizing every inch of space. Prowler customers never have to sacrifice in the kitchen.

Model 29P RKS



# SWEET STORAGE SWEET DREAMS



Face it, you've got stuff and Prowler delivers the storage space necessary for your entire family. Large closets, some with clothes rods and some with drawers, dressers, overheads, even under-bed storage. Every square inch of usable space has been maximized so you can bring all your favorite stuff on vacation. The other main point of a vacation is to catch up on your rest. Prowler provides comfortable sleeping arrangements for your family.



Model 29P RKS



Model 29P RKS







Model 28P BHS



Model 27P BHS



Model 28P BHS



Model 32P BHS



Model 32P BHS

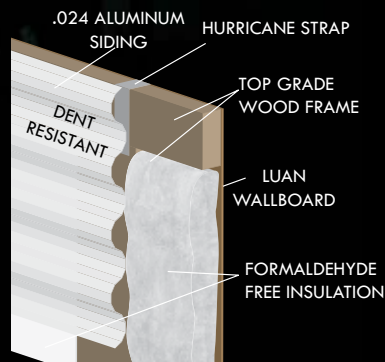
**PROWLER KNOWS RVing**





Wood Wall Framing  
w/ Aluminum Siding

Aluminum Wall Framing  
w/ Laminated Fiberglass  
Sidewall



## BUILT TO LAST on a SOLID FOUNDATION.



Every great structure begins with a solid foundation and Prowler is no different. Steel I-beam construction with z-bar reinforced trusses provides the strength and stability necessary to support a coach that will endure the challenges of the road and the test of time.



## PROWLER TOUGH UNI-BODY CONSTRUCTION



Thick double wide commercial Hurricane Straps are added to unitize the sidewall to the floor assembly and unitize the roof assembly to the sidewalls. These Hurricane Straps are used around the entire perimeter giving your Prowler a uni-body construction design unlike any other wood frame trailer. This helps to eliminate long term shifting and settling of your trailer eliminating pops and squeaks and cabinets stay straight and level. This un-seen feature cost more and takes more time to achieve but Team Prowler thinks your friends and family is worth it. Feel confident traveling down the road at 60 MPH and hitting a wind gust that nothing is pulling loose on your Prowler. We can't say that for all travel trailers.







## PROWLER'S ROOF HAS YOU COVERED

Wood trusses 16" on center create a 5" thick roof cavity that is filled with formaldehyde free insulation for maximum R-value. Non Metallic Insulated Ducted A/C runs evenly distribute air-flow and help prevent condensation in the attic. Decking is then screwed to the trusses creating a crown to help shed water and debris off the roof. Top it all with a rubber roof protecting your investment for years of enjoyment.

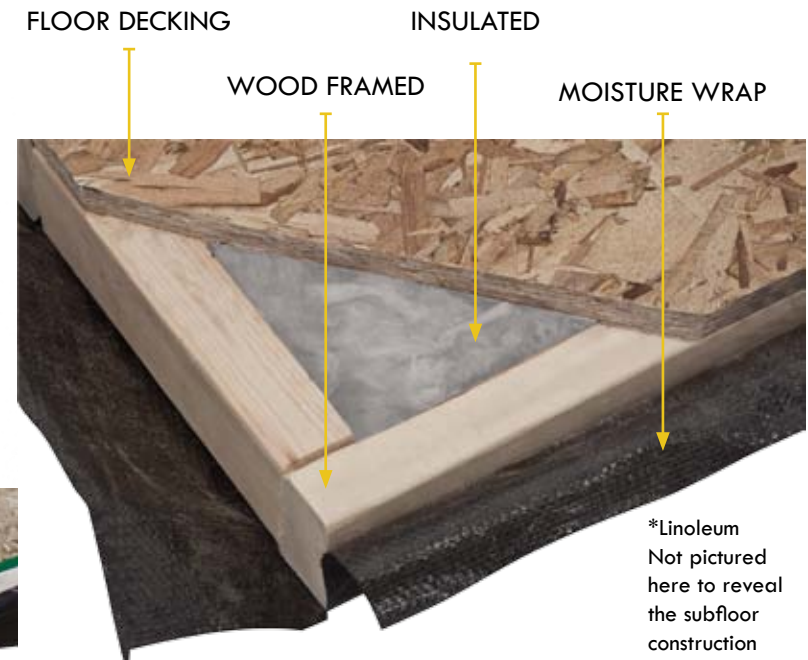


The combination of Floor, Frame, Walls and Roof assemble as One Unitized System with hurricane straps and heavy duty fasteners to form the strongest structure possible.

## PROWLER TOUGH UNI-BODY CONSTRUCTION

Another un-seen Prowler feature is the floor construction. Prowler floors are constructed of 5/8 marine grade decking that carries a 25 year warranty which is glued and screwed down to the main floor structure for a superior foundation. The entire floor system is bolted to the frame using these 4" Heavy-duty carriage bolts making it one with the frame which is the beginning of Prowler's Uni-body construction method.

A seamless layer of residential Beauflor is rolled out and fastened to the decking to protect the decking from moisture penetrating from the top.




\*Linoleum  
Not pictured  
here to reveal  
the subfloor  
construction





# ATTENTION TO DETAILS CONVENIENCE

Prowler Knows RVing. Over past 43 years we have learned that features and benefits make good RVs but to be a truly Great RV takes Smart Design. Its not good enough just having great ideas, to be great it takes perfect execution to deliver great ideas in a hassle free, user friendly, high quality package, every time.




# LUXURIOUS LOOK & FEEL



Arcadia



Sandalwood



Bahama Berry



Flooring



# HIGHER STANDARDS



## **Prowler Value Package (Required)**

- Residential 50/50 Kitchen Sink
- High Rise Faucet in Kitchen
- Beauflor Linoleum
- Microwave Oven with Carousel
- Steel Ball Bearing Drawer Guides
- Box Valences with Lambrequins in Living Room
- AM/FM/CD/DVD Entertainment Center
- Cable TV Hookup
- TV Antenna with Signal Booster
- 13,500 BTU Air Conditioner
- Porcelain Toilet with Foot Flush
- Tub and Shower Surround
- Two Marine Grade Outdoor Speakers
- EZ Lube Axles
- 18 Gallon per Hour Gas/Electric DSI Water Heater
- 110v Awning Outlet with Interior Switch
- 30# LP Bottles w/Auto Change Over and Easy Access Cover
- Finished Pass Through Storage
- Patio Awning
- Detachable Power Cord

## **Exterior Standards**

- Grab Handle
- XL Folding Assist Handle at Entry Door (5ths only)
- Diamond Plate Front (TT only)
- Correct Track Alignment System (5ths only)
- Radial Tires
- Full Walk On Roof
- Radius Tinted Windows with Safety Glass
- Two Rear Stabilizer Jacks (5ths only)

- Quick Release Front Jacks (5ths only)
- Entrance Door with Radiused Corners
- Water Heater Bypass Kit
- .024 Hardened Aluminum Sidewalls (TT only)
- Gel Coated Fiberglass Front Cap with LED Lights (5ths only)
- Front Hitch Light

## **Interior Standards**

- Exclusive Prowler Paw Countertop
- XL Skylight in Kitchen (select models)
- Pull Out Convenience Trash Can (select models)
- 80" Interior Height (TT only)
- Gas Oven with Three Burner Range
- Range Hood with Light and Exhaust Fan
- Real Wood Drawer Fronts
- Pocket Bored Screwed Cabinets
- Spice Rack Under Kitchen Overhead (select models)
- Sofa with Convertible Sleeper
- Skylight in the Shower
- Sliding Pocket Doors
- Roof Vents
- Neo Angle Glass Shower Door (select models)
- Standard Barrel Chairs (select models)

## **Standard Safety Equipment**

- LP Detector with Alarm
- Break Away Switch
- Dead Bolt Lock on Entrance Door
- Dual Hitch Safety Chains
- Smoke Detector with Alarm
- Multiple Egress Windows

- Fire Extinguisher
- Carbon Monoxide Detector with Alarm

## **Prowler Option Items**

### **Exterior:**

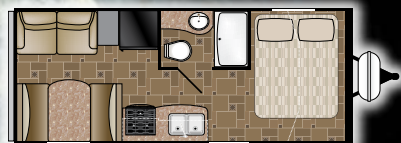
- Spare Tire and Carrier (Std on 5ths) TT Only
- Stabilizer Jacks (4) TT Only
- Electric Stabilizer Jacks (4) TT Only
- Exterior Shower (Std on 5ths) TT only
- Bike Rack TT Only
- Exterior Grill TT only
- Electric Awning TT and 5ths
- Laminated Fiberglass Exterior (Std on 5ths) TT only
- Folding Grab Handle (Std 5ths) TT only
- Aluminum Wheels TT and 5ths
- Rear Ladder TT Only
- Black Tank Flush TT only
- Heated and Enclosed Underbelly TT and 5ths
- Toylock 5ths only

### **Interior:**

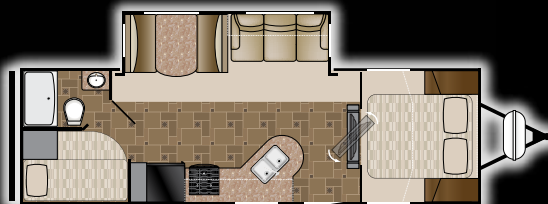
- Night Shades in Living Area (Std on 5ths) TT only
- Hide a Bed with Air Mattress TT and 5ths
- HD LCD TV TT and 5ths
- Free Standing Dinette TT only - select models
- 8 Cubic Foot Refrigerator TT Only
- Sink Covers TT and 5ths
- 15,000 BTU Air Conditioner in Place of 13,500 TT and 5ths
- Fireplace select models



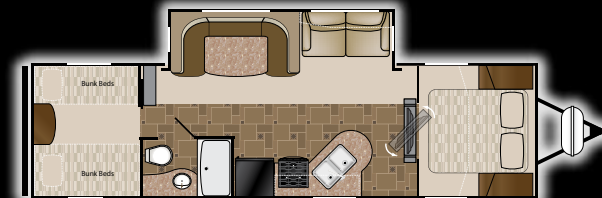
# TRAVEL TRAILERS



**PROWLER 18P RL**



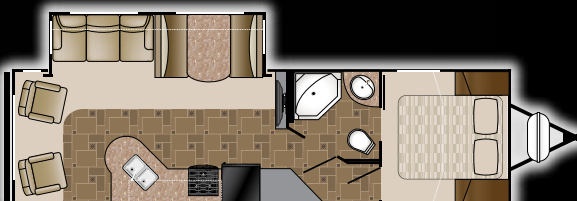
**PROWLER 27P BHS**



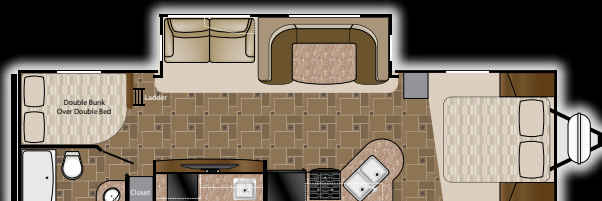
**PROWLER 297P BHS**



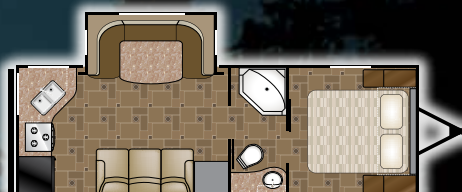
**PROWLER 20P RBS**



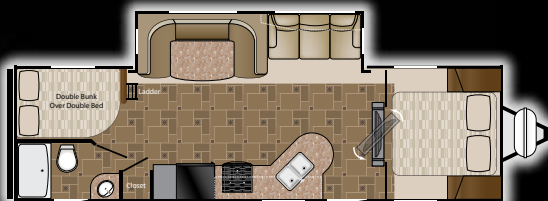
**PROWLER 28P RLS**



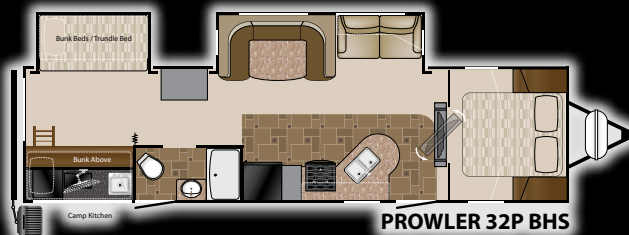
**PROWLER 30P SES**



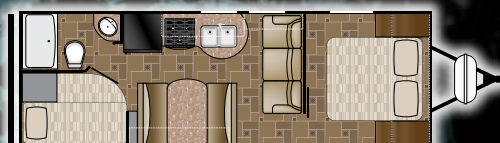
**PR 24P RKS**



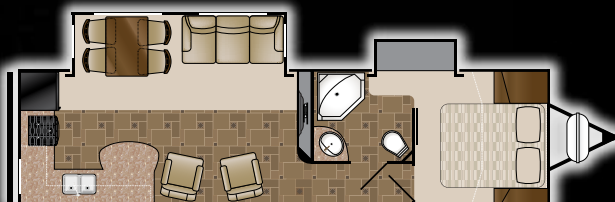
**PROWLER 28P BHS**



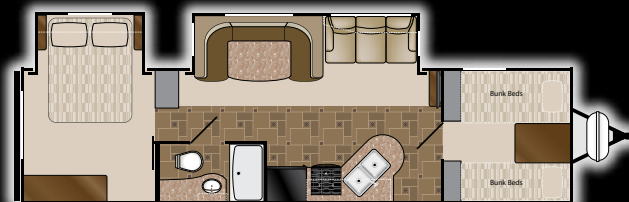
**PROWLER 32P BHS**



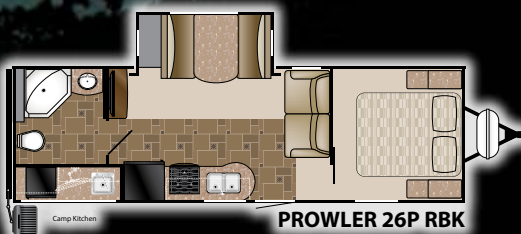
**PROWLER 26P BH**



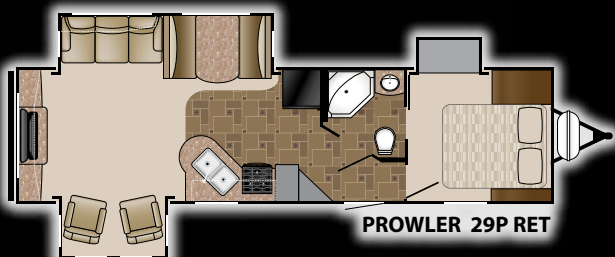
**PROWLER 29P RKS**



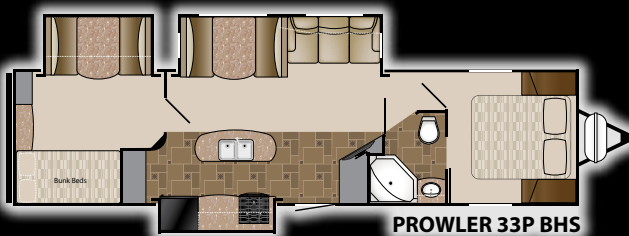
**PROWLER 32P FQB**



**PROWLER 26P RBK**



**PROWLER 29P RET**



**PROWLER 33P BHS**

Note: Length defined as tow point (Ball coupler for travel trailers / King pin for 5th wheel trailers) to rear bumper. It does not include the rear ladder. Add 9" w/ Extended Pin Box



## PROWLER TRAVEL TRAILERS

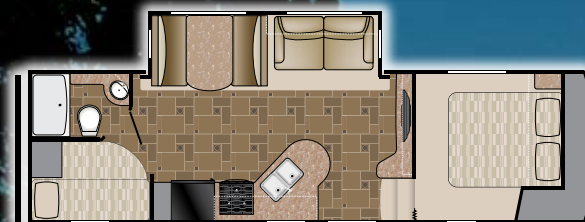
MODEL	LENGTH	DRY	HITCH	HEIGHT	AWNING	TANKS
33P BHS	36' 10"	8,212	684	11' 4"	17'	47 <sup>F</sup> 35 <sup>G</sup> 35 <sup>B</sup>
32P FQB	35' 2"	7,646	906	11' 4"	15'	47 <sup>F</sup> 35 <sup>G</sup> 35 <sup>B</sup>
32P BHS	35' 10"	7,749	920	11' 4"	17'	47 <sup>F</sup> 52 <sup>G</sup> 35 <sup>B</sup>
30P SES	35' 4"	6,849	TBD	11' 2"	17'	47 <sup>F</sup> 35 <sup>G</sup> 35 <sup>B</sup>
297P BHS	33' 3"	7,148	975	11' 2"	17'	47 <sup>F</sup> 35 <sup>G</sup> 35 <sup>B</sup>
29P RET	35' 2"	7,850	750	11' 4"	15'	47 <sup>F</sup> 35 <sup>G</sup> 35 <sup>B</sup>
29P RKS	34' 8"	7,186	812	11' 2"	15'	47 <sup>F</sup> 35 <sup>G</sup> 35 <sup>B</sup>
28P BHS	32' 4"	6,612	850	11' 2"	17'	47 <sup>F</sup> 35 <sup>G</sup> 35 <sup>B</sup>
28P RLS	33' 0"	6,856	665	11' 2"	15'	47 <sup>F</sup> 35 <sup>G</sup> 35 <sup>B</sup>
27P BHS	31' 4"	6,278	750	11' 2"	14'	47 <sup>F</sup> 35 <sup>G</sup> 35 <sup>B</sup>
26P RBK	30' 2"	6,150	580	11' 2"	14'	47 <sup>F</sup> 35 <sup>G</sup> 35 <sup>B</sup>
26P BH	29' 1"	4,866	550	11' 0"	14'	47 <sup>F</sup> 35 <sup>G</sup> 35 <sup>B</sup>
24P RKS	28' 8"	5,850	412	11' 2"	14'	47 <sup>F</sup> 35 <sup>G</sup> 35 <sup>B</sup>
20P RBS	26' 0"	4,725	540	11' 2"	14"	47 <sup>F</sup> 35 <sup>G</sup> 35 <sup>B</sup>
18P RL	22' 10"	4,204	565	11' 0"	15'	47 <sup>F</sup> 35 <sup>G</sup> 35 <sup>B</sup>

## PROWLER FIFTH WHEELS

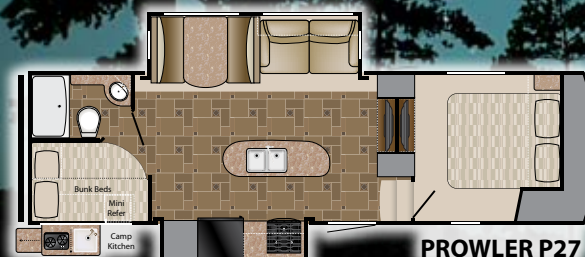
MODEL	LENGTH	DRY	HITCH	HEIGHT	AWNING	TANKS
P30	33' 9"	8,710	1,695	11' 10"	15'	47 <sup>F</sup> 80 <sup>G</sup> 40 <sup>B</sup>
P28	30' 10"	7,950	1,255	11' 10"	15'	47 <sup>F</sup> 80 <sup>G</sup> 40 <sup>B</sup>
P27	29' 9"	8,230	1,250	11' 10"	15' 6"	47 <sup>F</sup> 80 <sup>G</sup> 40 <sup>B</sup>
P26	29' 9"	7,475	1,185	11' 10"	15'	47 <sup>F</sup> 80 <sup>G</sup> 40 <sup>B</sup>
P22	26' 6"	7,150	1,290	11' 10"	14'	47 <sup>F</sup> 80 <sup>G</sup> 40 <sup>B</sup>



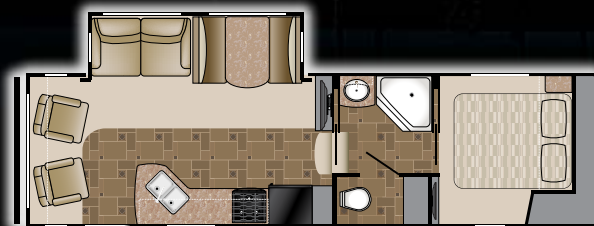
PROWLER P22



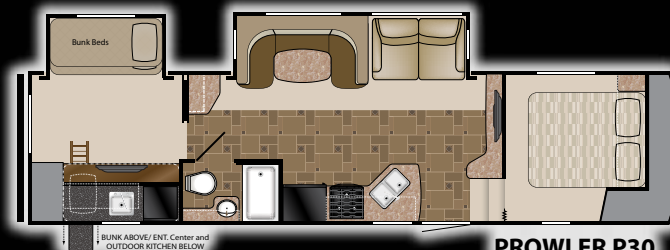
PROWLER P26



PROWLER P27



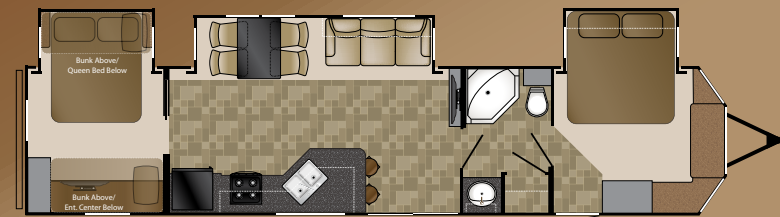
PROWLER P28



PROWLER P30

FIFTH WHEELS






PR RES 39 BH

Length: 42'-8"  
Width: 8'-6"

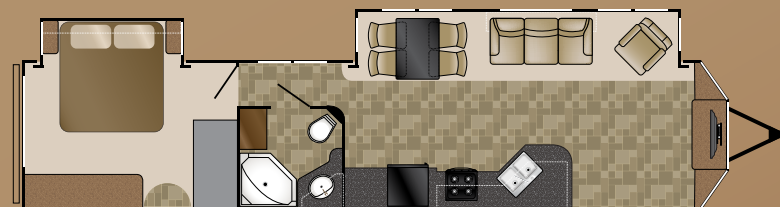
Length w/o Hitch: 39'-6"  
Dry: 11,952 Lbs



PR RES 40 FK

Length: 42'-11"  
Width: 8'-6"

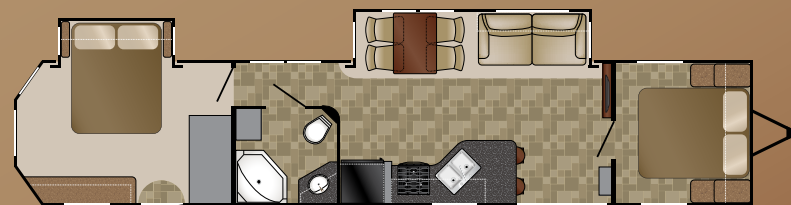
Length w/o Hitch: 39'-9"  
Dry: 11,633 Lbs



PR RES 40 FL

Length: 42'-11"  
Width: 8'-6"

Length w/o Hitch: 39'-9"  
Dry: 12,074 Lbs



PR RES 41 FB

Length: 44'-6"  
Width: 8'-6"

Length w/o Hitch: 40'-8"  
Dry: 11,295 Lbs



*Resort*



## Standards

### Exterior

- Atrium Design Fiberglass Front Cap
- Dual 30# LP Gas Bottles w/ Cover
- Outside Sprayer Port w/ Hose & Sprayer
- Recessed Atrium Soffit Lighting
- Roll-Out Awning
- 60x76 Sliding Patio Door
- White Plastic Grab Handle
- Folding Grab Handle
- Unique Fairfield Extended-Stay Graphics Package
- Exterior Cable and Satellite Hook-Up
- Tinted Safety Glass Windows

### Construction

- 50 Amp Electrical Service and 65 Amp 12-Volt Converter
- 102" Exterior Width
- 96" (8') Interior Ceiling Height
- 84" (7') Slide-Room Ceiling Height
- Detachable Hitch
- Triple Front & Rear Steps
- .024 inch Aluminum Exterior Skin
- Formaldehyde Free Insulation

### Heat, Air, and Water Equipment

- 10 Gallon DSI Gas/Electric Water Heater
- 40,000 BTU Furnace
- 15,000 BTU Ducted Roof A/C
- Wire & Prep for 2nd A/C (master bedroom)

### Interior

- Chestnut Cabinetry
- Full Extension Ball Bearing Drawer Guides Throughout
- Pocket Bore Screwed Cabinets
- Raised Panel Doors in Kitchen and Living Room
- Wall Lights in Slide-Room
- Solid Residential Privacy Doors
- Crown Molding Throughout
- 72" Hide-A-Bed Sofa
- Free-Standing Dinette w/ 4 Chairs
- Fabric Covered Box Valances
- Vertical Blind for Patio Door
- Single Glider/Recliner (select models)
- Designer Slide-Room Fascia
- AM/FM, CD/DVD, Aux Input Player with exterior Speakers
- Venetian Wood Blinds Throughout

### Kitchen

- Residential Overhead Cabinetry w/ Soffit Lighting
- 18 Cu. Ft. Residential Refer w/ Ice-maker
- Free Standing Residential Range
- Residential Microwave / Hood-Fan Combo
- Deep Residential Kitchen Sink
- High Rise Faucet with Pull-Out Sprayer
- Waste Basket
- Lazy Susan

### Bedroom

- King Bed in Master Bedroom
- Padded Headboard & Deluxe Bed Spread
- Washer/Dryer Prep

### Bathroom

- Skylight in the Shower
- Neo-Angle Shower w/ Glass Shower Door
- Porcelain Stool w/ Foot Pedal

### Options

- 2nd 13,500 BTU A/C
- Fireplace  
(Required., 39 BH, 41 FB)
- Stabilizer Jacks (4)
- Thermal Pane Windows
- 32" LCD TV
- Fantastic fan vent (Bath)
- One Piece Fiberglass Garden Tub/Shower Combo w/ Door
- Aluminum Framed, Laminated Fiberglass Sidewalls
- Electric Awning
- Master Bedroom Ceiling Paddle Fan
- Living Room Ceiling Paddle Fan
- Heated and Enclosed Underbelly (Required)
- Solid Surface Countertops (Kitchen)

*More to  
Enjoy...*







Heartland Recreational Vehicles  
1001 All-Pro Drive • Elkhart, IN 46514 • 574-262-5992

## Community. Convenience. Close-to-home.

Where you purchase your recreational vehicle is ultimately your decision but Heartland urges you to consider buying at your local dealer. Dealers are part of your community, providing jobs and contributing to your local economy. These dealers are under obligation to provide warranty service for products they sell, but are not legally required to service products purchased from other dealers. At some point, you may need to return to the dealer you buy from - why not stay close to home? After all, home is where your Heartland is!

## BENEFITS OF PURCHASING YOUR RV LOCALLY:

- You enjoy valuable relationship building with Dealer Representatives, close to your home, who will explain the features and benefits of the product.
- You receive a full product orientation prior to delivery, which includes hands-on directions for many of the coach's systems and functions. You are also introduced to the Dealership's Service/Parts/Warranty personnel who are at the ready to help you with any issues you may encounter, now and in the future.
- You enjoy customer PRIORITY. Dealerships generally service their purchasing customers first - others may experience long delays and miss opportunities to use their RV. What is it worth for you to have a dealership's full attention and motivation to satisfy you when you need service - in a timely manner?
- Valuable TAX dollars and jobs stay in YOUR community which pays for your roads, schools, police and fire departments.

## DON'T UNDERESTIMATE CUSTOMER SERVICE AND PERSONAL CARE!

For Canadian Residents: If you purchase an RV out-of-country, there are additional fees, taxes and inspections that must be met before bringing your product home. Your local Canadian dealers are experts in these provisions.

Visit HEARTLAND on:



Your Authorized Heartland Dealer:

HEARTLAND PROUDLY PARTNERS WITH  
THE HIGHEST QUALITY VENDORS  
in manufacturing our recreational vehicles:



www.HEARTLANDRVs.com



## Experience:

Product Walk-Through Videos  
Side By Side Comparisons  
Feature Videos • Photo Galleries  
Virtual 360° Tours  
Detailed Floor Plans  
News • Testimonials  
Dealer Locator • Owners Club  
Customer Service • Service Locator  
and More at our Informative Web Site



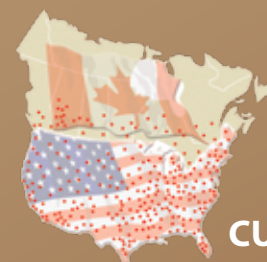
# Prowler



VENDOR DIRECT 800#	
CALL DIRECT FOR DIRECT RESULTS! TOLL FREE & WARRANTY PHONE NUMBERS:	
LIPPERT 1-888-624-7821	SUBURBAN 1-423-775-2131
DEXTER 1-574-262-7808	SWAN 1-800-228-7826
DOMETIC 1-800-264-4888	B & R 1-574-228-7838
NORCO 1-800-347-2232	FLAR 1-574-534-2161
SHUR.FLOW 1-800-854-3218	SEAT TECH 1-866-534-7021
THEFTORD 1-800-943-1219	CHIAN 1-800-988-6626
KIB 1-800-262-7808	COMPLEX 1-800-688-6662
TREDIT TIME 1-888-442-8989	HAER 1-877-461-4788
A.S.A. 1-800-889-3128	CAREFREE 1-800-622-3230
PROGRESSIVE 1-269-781-4241	DEKA 1-800-439-6884
CHENG 1-877-284-8887	WHIRLPOOL 1-800-545-8088
ATWOOD 1-888-889-3118	MAYTAG 1-800-545-8088
	NORCOLD 1-800-943-1219

## Call Direct, Fast Results! 800# LABEL IN EVERY HEARTLAND

We provide a convenient sticker in each coach listing the warranty phone numbers of our most common vendor partners so that if you choose to, you may work directly with them to more quickly resolve issues or obtain replacement items.



## HEARTLAND CUSTOMER SERVICE WE'VE GOT YOUR BACK!

Over 40 men and women located in a dedicated facility servicing our customers every day. With a dealer network of over 400 locations across the U.S. and Canada, you're never far from an authorized Heartland dealer.

Product information is as accurate as possible as of the date of publication of this brochure. Due to Heartland's commitment to continuous product improvement - floorplans, materials, components, features, specifications, options, etc. are subject to change without notice or obligation to Heartland Recreational Vehicles. Product information and specifications apply to coaches beginning with serial number 231920.

**Tow Vehicle Caution:** Owners of Heartland recreational vehicles are solely responsible for the selection and proper use of tow vehicles. All customers should consult with a motor vehicle manufacturer or their dealer concerning the purchase and use of suitable tow vehicles for Heartland products. Heartland disclaims any liability or damages suffered as a result of the selection, operation, use or misuse of a tow vehicle. Heartland's limited warranty does not cover damage to the recreational vehicle or the tow vehicle as a result of the selection of the tow vehicle. See your nearest Heartland dealer to review a current model.