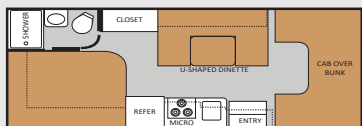
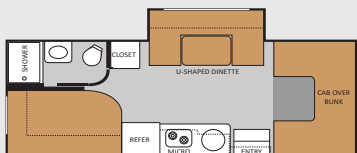


FREEDOM ELITE

Class C Floor Plans



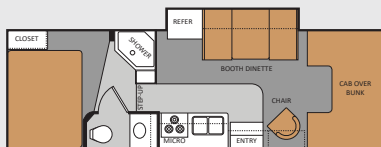
21C



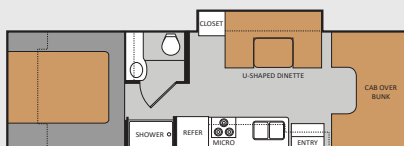
23S



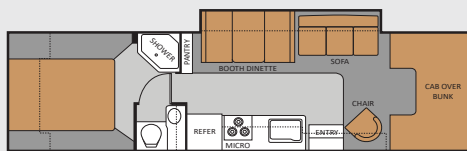
Class C Exterior



26E

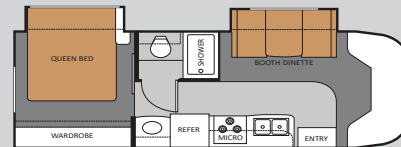


28U



31R

Class B + Floor Plans



26BE



Class B + Exterior

Specifications

		Class C					Class B+
Floor Plan		21C	23S	26E	28U	31R	26BE
WEIGHT RATING (LBS.)	Ford Chassis - Triton Engine	6.8L/V-10	N/A	6.8L/V-10	6.8L/V-10	6.8L/V-10	6.8L/V-10
	Gross Vehicle (GVWR)	12,500	N/A	14,500	14,500	14,500	14,500
	Gross Combined (GCWR)	18,500	N/A	20,000	20,000	20,000	20,000
	Sprinter Chassis - Turbo Diesel Engine	N/A	3.0L/V-6	N/A	N/A	N/A	N/A
	Gross Vehicle (GVWR)	N/A	11,030	N/A	N/A	N/A	N/A
	Gross Combined (GCWR)	N/A	15,250	N/A	N/A	N/A	N/A
MEASUREMENTS	Wheel Base	158"	170"	176"	210"	219"	181"
	Exterior Length (w/out ladder)	23' 11"	24' 9"	28' 3 1/2"	29' 10 1/2"	32' 5"	27' 4"
	Exterior Height (w/ AC)	10'-10"	11'	10'-10"	10'-10"	10'-10"	10'-6"
	Exterior Width (without mirrors)	99"	90"	99"	99"	99"	94"
	Interior Height	82"	80"	82"	82"	82"	80"
	Awning Size	15'	15'	15'	14'	16'	18'
CAPACITIES	Fuel (gallons) (Ford/Chevy)	55	26.4	55	55	55	55
	LPG (pounds)	40.9	68.2	68.2	68.2	68.2	40.9
	Fresh Water (gallons)	50	40	50	40	50	33
	Waste Water (gallons)	24	38	29	31	31	25
	Gray Water (gallons)	37	34	29	29	29	33
	Water Heater (gallons)	6	6	6	6	6	6
	Furnace (BTUs)	25,000	25,000	30,000	30,000	30,000	25,000
	Exterior Storage Capacity (cubic feet)	81	65	102	101	112	16

