

WINNEBAGO®

The name that means
the most in motorhomes.





The Winnebago Story

Although Winnebago began like many companies in the recreational vehicle industry—as an assembler of travel trailers and camper coaches—the comparison ends there. Like its product, the Winnebago story is unique.

Founded in 1958, the company grew gradually in the early 1960s. Then in 1964, fire destroyed the entire production facility in Forest City. At this time management made basic decisions to mass produce motor homes, the fast growing segment of the recreation vehicle business.

Manufacture of motor homes began in 1966 and the company rose rapidly. Encouraged by continuing high demand, Winnebago expanded facilities on a continuing basis until 1973.

Present facilities in Forest City, Iowa, are the world's largest devoted to the manufacture of recreation vehicles and include manufacturing facilities containing 1,700,000 square feet, a warehouse with 550,000 square feet, and corporate and general offices of approximately 150,000 square feet. Total square footage under roof is just over 2,400,000 square feet.

Expansion was based upon a management view that the company could make almost all its own components faster, at lower cost, and with increased quality control. And currently, in facilities combining maximum vertical integration of component manufacture with mass production line techniques, the company's operations are unique in the RV industry. This extensive vertical integration which permits Winnebago to make almost all motorhome components, excluding chassis, engines, electrical power plants and appliances, has important benefits for you.

These benefits enable Winnebago to offer the best value for the money in the motor home field—the number one reason why Winnebago is number one in the RV business.

Through the vertical integration process, raw materials such as aluminum, plastics, steel and fabrics are converted into components designed specifically for motor home application. This perfect mating of design and material in components provides greater durability and more attractive appearance than comparable parts in competitive units.

Mass volume, high quality and low cost all contribute to Winnebago's product excellence. Dollar for dollar, Winnebago is your best value on the market.

*Exciting new variety and value
from the name that means the most*

The 1975 Winnebago Line

For 1975, Winnebago offers exciting new styling and the greatest selection of floor plans in company history. With a choice of styles as well as models.

For those who like the famous Winnebago shape, there's the compact Minnie Winnie, the classic Indian and the luxurious Chieftain. These models offer the traditional look outside, with dramatic changes inside.

For those who want a more streamlined look, there's the thrifty Brave and the magnificent new Custom. These models offer dramatic changes inside and out.

And in all models, Winnebago's Thermo-Steel™ construction is stronger than ever.

Whatever your choice, these '75 Winnebagos offer more variety, more value, more convenience than ever before. See your dealer today for complete information on the model of your choice.

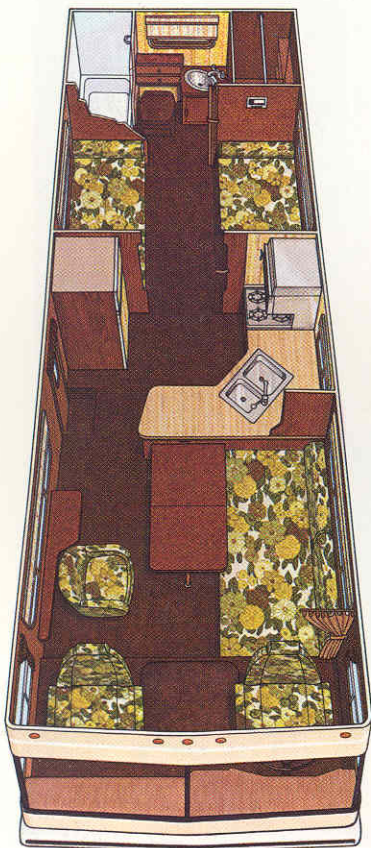


*Traditionally more than
a pretty face . . .*

The 1975 Custom

Traditionally more than a pretty face, now the Custom is that too. A new standard of luxury motorhome for those who want the best. Streamlined new styling and almost every Winnebago feature is standard equipment.

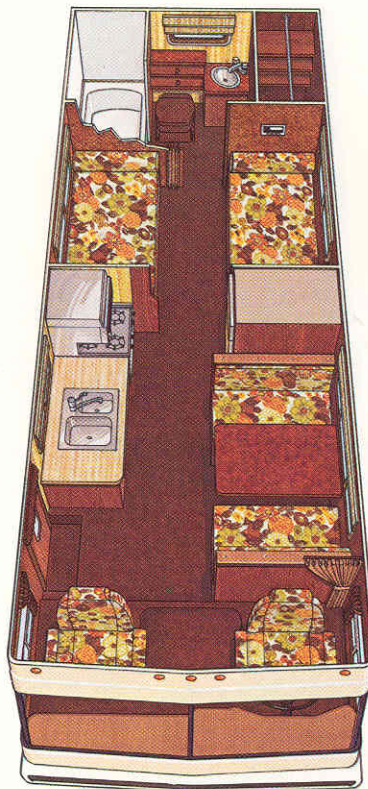
Choose from four Custom coaches in three sizes (two 25-footers, a 27 and a 29). The 27 foot plan with its wrap around rear lounge that may be replaced with optional twin beds and a vanity. These Custom coaches are available in either of two new color coordinated interiors, Willow or Sunflower.



The D-29RB Custom

SPECIFICATIONS:

Length: 28' 8" / Width 7' 9" / Exterior height: 10' 6" / Interior height: 6' 5 3/4" / Estimated curbside wet weight: 12,800 lbs. / Dodge RM-400 chassis / Wheel base 178" / 440 cubic-inch V-8 engine / 3-speed automatic transmission / Power steering with tilt column / Power brakes with power front disc / Electronic ignition system / Tires: 8.00 x 19.5D, 8-ply front and rear duals / 60 Amp alternator / 70 and 200 Amp-hour batteries / 5,000 watt generator standard, optional 6,500-watt generator / Two 10,000 BTU roof air conditioners / Sleeping capacity: 5 standard, 7 optional



The D-25 Custom

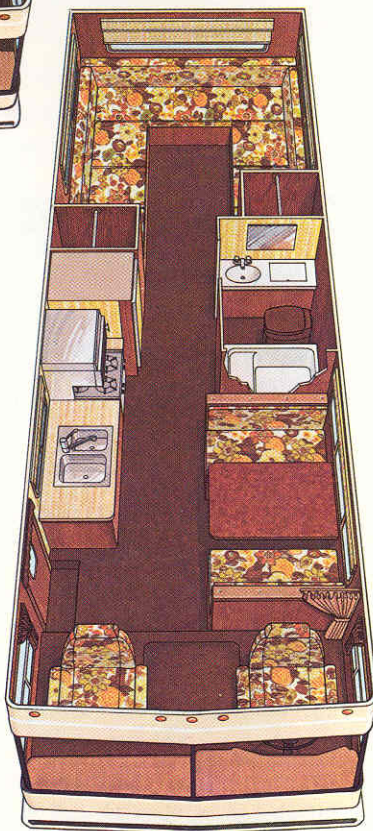
SPECIFICATIONS:

Length: 25' 4" / Width: 7' 9" / Exterior height: 10' 6" / Interior Height: 6' 5 3/4" / Estimated curbside wet weight: 11,700 lbs. / Dodge RM-400 chassis / Wheel base: 159" / 440 cubic-inch V-8 engine / 3-speed automatic transmission / Power steering with tilt column / Power brakes with power front disc / Electronic ignition system / Tires: 8.00 x 19.5D, 8-ply front and rear duals / 60 Amp alternator / 70 and 200 Amp-hour batteries / 4,000-watt generator standard, optional 5,000 or 6,500-watt generator / 10,000 BTU roof air conditioner / Sleeping capacity: 5 standard, optional

The D-27L Custom

SPECIFICATIONS:

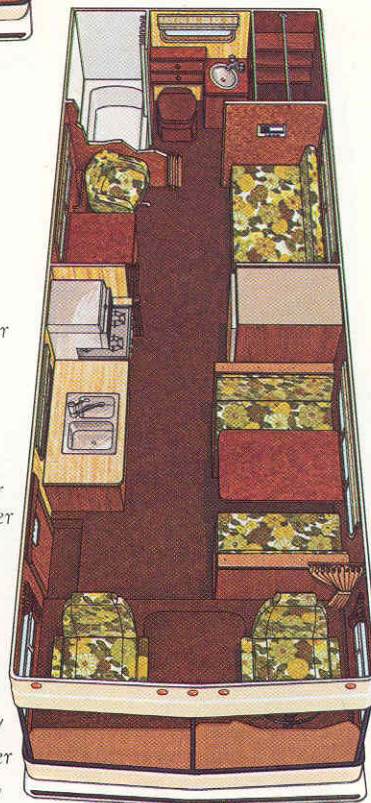
Length: 27' 2" / Width 7' 9" / Exterior height: 10' 6" / Interior height: 6' 5 3/4" / Estimated curbside wet weight: 12,100 lbs. / Dodge RM-400 chassis / Wheel base: 178" / 440 cubic-inch Dodge V-8 engine / 3-speed automatic transmission / Power steering with tilt column / Power brakes with power front disc / Electronic ignition system / Tires 8.00 x 19.5D, 8-ply front and rear duals / 60 Amp alternator / 70 and 200 Amp-hour batteries / 4,000-watt generator standard, optional 5,000 or 6,500-watt generator / 10,000 BTU roof air conditioner / Sleeping capacity: 5 standard, 7 optional



The D-25L Custom

SPECIFICATIONS:

Length: 25' 4" / Width: 7' 9" / Exterior height: 10' 6" / Interior height: 6' 5 3/4" / Estimated curbside wet weight: 11,700 lbs. / Dodge RM-400 chassis / Wheel base: 159" / 440 cubic-inch V-8 engine / 3-speed automatic transmission / Power steering with tilt column / Power brakes with power front disc / Electronic ignition system / Tires: 8.00 x 19.5D, 8-ply front and rear duals / 60 Amp alternator / 70 and 200 Amp-hour batteries / 4,000-watt generator standard, optional 5,000 or 6,500-watt generator / 10,000 BTU roof air conditioner / Sleeping capacity: 5 standard, 6 optional

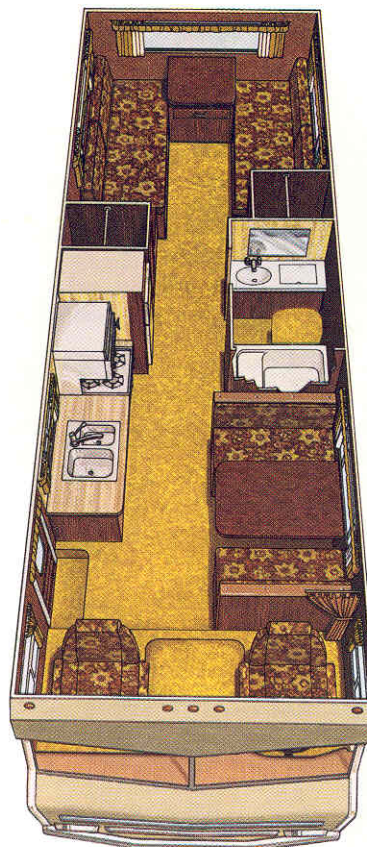


The classic luxury motorhome

The 1975 Chieftain

The Chieftain look for 1975 invites lots of looks. Whether wheeling through snow capped mountains or by the sparkling sands. Classic, traditional Winnebago styling long on comfort and space. Plus a choice of two 25-foot floor plans and two 27-foot floor plans to match your Chieftain to your needs.

The new Chieftain features elegant new interior choices of Clover, Honey or Coffee.



The D-27CL Chieftain

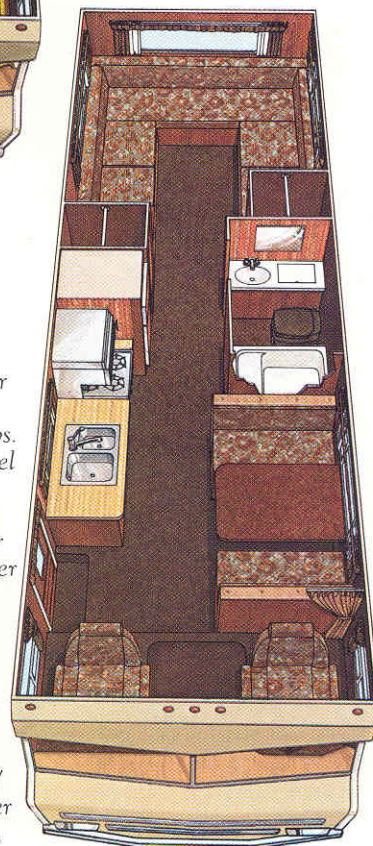
SPECIFICATIONS:

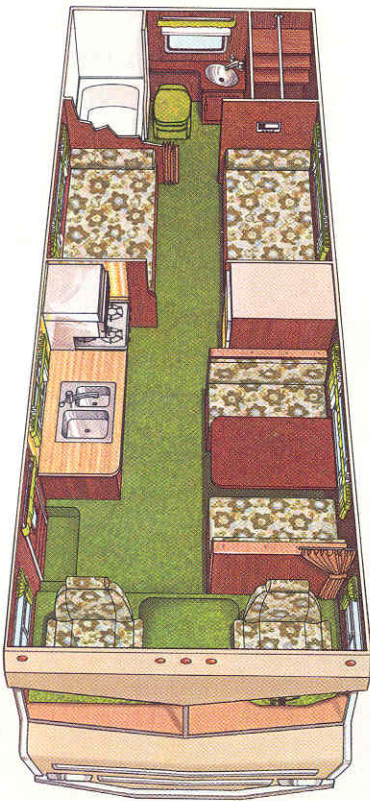
Length: 27' 2" / Width: 7' 9" / Exterior height: 10' 6" / Interior height: 6' 6" / Estimated curbside wet weight: 12,100 lbs. / Dodge RM-400 chassis / Wheel base: 178" / 440 cubic-inch Dodge V-8 engine / 3-speed automatic transmission / Power steering with tilt column / Power brakes with power front disc / Electronic ignition system / Tires: 8.19 x 5-D, 8-ply front and rear duals / 60 Amp alternator / 70 and 200 Amp-hour batteries / 4,000-watt generator standard, optional 5,000 or 6,500-watt generator / 10,000 BTU roof air conditioner / Sleeping capacity: 5 standard, 7 optional

The D-27C Chieftain

SPECIFICATIONS:

Length: 27' 2" / Width: 7' 9" / Exterior height: 10' 6" / Interior height: 6' 6" / Estimated curbside wet weight: 12,100 lbs. / Dodge RM-400 chassis / Wheel base: 178" / 440 cubic-inch Dodge V-8 engine / 3-speed automatic transmission / Power steering with tilt column / Power brakes with power front disc / Electronic ignition system / Tires: 8.19 x 5-D, 8-ply front and rear duals / 60 Amp alternator / 70 and 200 Amp-hour batteries / 4,000-watt generator standard, optional 5,000 or 6,500-watt generator / 10,000 BTU roof air conditioner / Sleeping capacity: 5 standard, 7 optional





The D-25C Chieftain

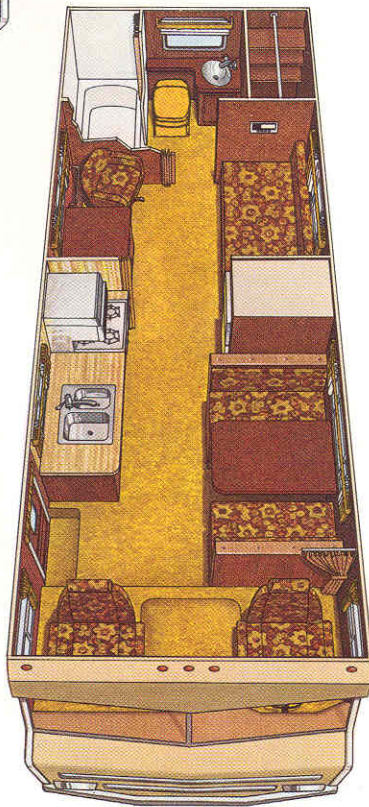
SPECIFICATIONS:

Length: 25' 4" / Width: 7' 9" / Exterior height: 10' 6" / Interior height: 6' 6" / Estimated curbside wet weight: 11,700 lbs. / Dodge RM-400 chassis / Wheel base: 159" / 440 cubic-inch V-8 engine / 3-speed automatic transmission / Power steering with tilt column / Power brakes with power front disc / Electronic ignition system / Tires 8.19 x 5-D, 8-ply front and rear duals / 60 Amp alternator / 70 and 200 Amp-hour batteries / 4,000-watt generator standard, optional 5,000 or 6,500-watt generator / 10,000 BTU roof air conditioner / Sleeping capacity: 5 standard, 7 optional

The D-25CL Chieftain

SPECIFICATIONS:

Length: 25' 4" / Width: 7' 9" / Exterior height: 10' 6" / Interior height: 6' 6" / Estimated curbside wet weight: 11,700 lbs. / Dodge RM-400 chassis / Wheel base: 159" / 440 cubic-inch V-8 engine / 3-speed automatic transmission / Power steering with tilt column / Power brakes with power front disc / Electronic ignition system / Tires 8.19 x 5-D, 8-ply front and rear duals / 60 Amp alternator / 70 and 200 Amp-hour batteries / 4,000-watt generator standard, optional 5,000 or 6,500-watt generator / 10,000 BTU roof air conditioner / Sleeping capacity: 5 standard, 6 optional



*The most for your money
in a mid-sized motorhome*

The 1975 Indian

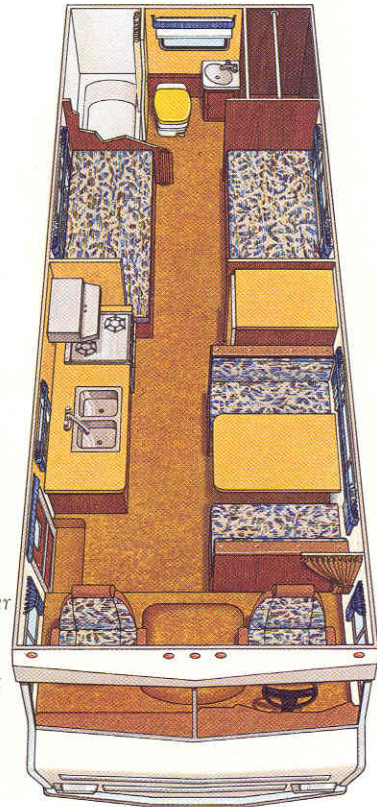
America's history becomes adventure in this traditionally fine motorhome. And adventure becomes history as you enjoy your Indian year after year.

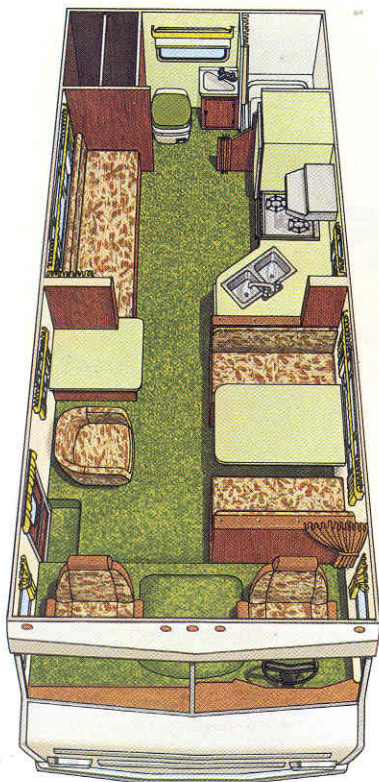
For 1975, Winnebago offers you three new Indians, from 23 to 25 feet. Each built for years of dependable motorhoming fun. Each offering a spacious, wide-open floor plan and price to suit your fancy. Plus eye-catching new interior choices of Meadow, Midnite or Harvest.

The D-25 Indian

SPECIFICATIONS:

Length: 25' 4" / Width 7' 9" / Exterior height: 9' 9" / Interior height: 6' 5 3/4" / Estimated curbside wet weight: 10,430 lbs. / Dodge RM-400 chassis / Wheel base: 159" / 440 cubic-inch V-8 engine / 3-speed automatic transmission / Power steering with tilt column / Power brakes with power front disc / Electronic ignition system / Tires: 8.00 x 19.5D, 8-ply front and rear duals / 60 Amp alternator / Two 70 Amp-hour batteries / Sleeping capacity: 5 standard, 7 optional

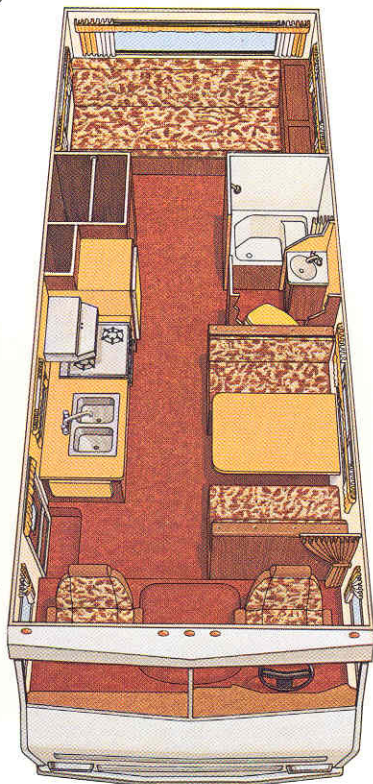




The D-23L Indian

SPECIFICATIONS:

Length: 22' 11" / Width: 7' 9" /
Exterior height: 9' 9" / Interior
height: 6' 5 3/4" / Estimated
curbside wet weight 10,200 lbs.
/ Dodge RM-350 chassis / Wheel
base: 137" / 440 cubic-inch V-8
engine / 3-speed automatic
transmission / Power steering
with tilt column / Power brakes
with power front disc /
Electronic ignition system /
Tires: 8.00 x 17.5D, 8-ply front;
8.00 x 17.5C, 6-ply rear duals
/ 60 Amp alternator / Two 70
Amp-hour batteries / Sleeping
capacity: 5 standard



The D-23 Indian

SPECIFICATIONS:

Length: 22' 11" / Width: 7' 9" /
Exterior height: 9' 9" / Interior
height: 6' 5 3/4" / Estimated
curbside wet weight 10,200
lbs. / Dodge RM-350 chassis /
Wheel base: 137" / 440 cubic-
inch V-8 engine / 3-speed
automatic transmission / Power
steering with tilt column / Power
brakes with power front disc /
Electronic ignition system /
Tires: 8.00 x 17.5D, 8-ply front;
8.00 x 17.5C, 6-ply rear duals /
60 Amp alternator / Two 70
Amp-hour batteries / Sleeping
capacity: 5 standard, 7 optional



*Sassy but sensible
new motorhome value*

The 1975 Brave

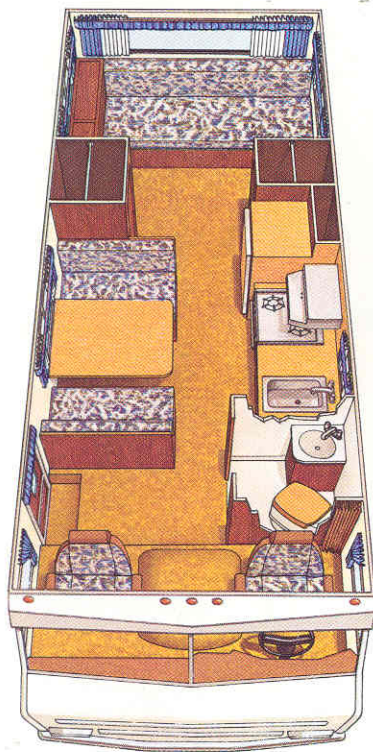
Winnebago's thrifty Brave offers a trim shape for 1975 plus total comfort and livability at a modest price. Standard equipment includes gorgeous new interiors and everything you need for sleeping, eating and relaxing.

Two new Braves this year, 19 and 21 feet. Each with the kind of value you would expect from Winnebago.

The D-21 Brave

SPECIFICATIONS:

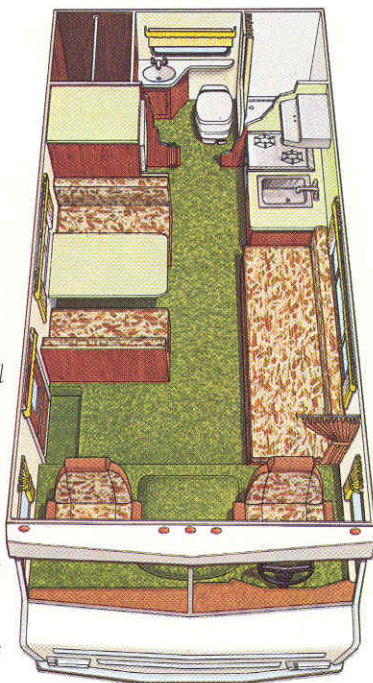
Length: 21' 4" / Width: 7' 9" /
Exterior height: 9' 9" / Interior
height: 6' 5 3/4" / Estimated
curbside wet weight: 8,410 lbs.
/ Dodge RM-300 chassis / Wheel
base: 125" / 318 cubic-inch V-8
engine / 3-speed automatic
transmission / Power brakes
with power front disc / Power
steering with tilt column /
Electronic ignition system /
Tires: 8.00 x 17.5D, 8-ply front;
8.00 x 17.5C, 6-ply rear duals
/ 60 Amp alternator / 70 Amp-
hour battery / Sleeping capacity:
3 standard, 7 optional



The D-19 Brave

SPECIFICATIONS:

Length: 19' 1" / Width: 7' 9" /
Exterior height: 9' 9" / Interior
height: 6' 5 3/4" / Estimated
curbside wet weight: 7,820 lbs.
/ Dodge RM-300 chassis / Wheel
base: 104" / 318 cubic-inch V-8
engine / 3-speed automatic
transmission / Power brakes
with power front disc / Power
steering with tilt column /
Electronic ignition system /
Tires: 8.00 x 17.5D, 8-ply front;
8.00 x 17.5C, 6-ply rear duals /
60 Amp alternator / 70 Amp-
hour battery / Sleeping capacity:
3 standard, 5 optional



*It could be your first
motorhome love. Or forever.*

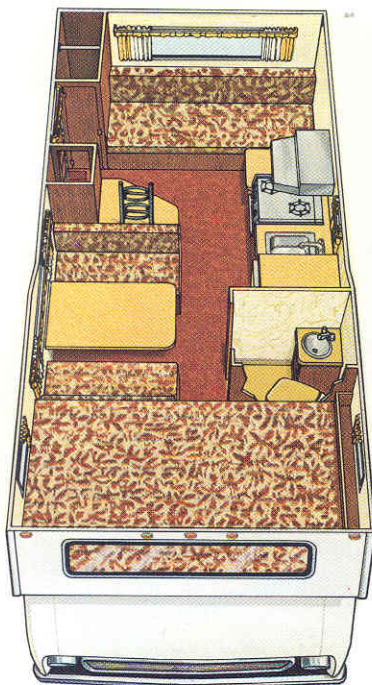
The 1975 Minnie Winnie

It's easy to love a Minnie Winnie. It has a certain charm, that cute little shape. Plus a heart and soul full of adventure that's pure Winnebago.

And, for 1975, there are two adventurous Minnie Winnie models to choose from, with your choice of a rear dinette or rear bath floor plan.

There's everything you need as standard equipment plus fetching new interiors to warm your heart.





The Minnie Winnie RG

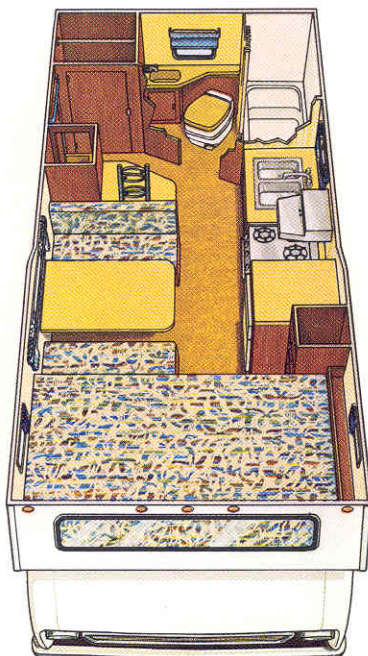
SPECIFICATIONS:

Length: 19' 9" / Width: 7' 10" /
Exterior height: 9' 10" / Interior
height: 6' 6" / Estimated
curbside wet weight: 7,210 lbs.
/ Dodge MBH-300 chassis /
Wheel base: 127" / 360 cubic-
inch V-8 engine / 3-speed
automatic transmission / Power
steering / Power brakes /
Electronic ignition system /
Tires: 8.00 x 16.5D, 8-ply front
/ 8.00 x 16.5C, 6-ply rear duals
/ 60 Amp alternator / 70
Amp-hour battery / Sleeping
capacity: 5

The Minnie Winnie RB

SPECIFICATIONS:

Length: 19' 9" / Width: 7' 10" /
Exterior height: 9' 10" / Interior
height: 6' 6" / Estimated
curbside wet weight: 7,210 lbs.
/ Dodge MBH-300 chassis /
Wheel base: 127" / 360 cubic-
inch V-8 engine / 3-speed
automatic transmission / Power
steering / Power brakes /
Electronic ignition system /
Tires: 8.00 x 16.5D, 8-ply front
/ 8.00 x 16.5C, 6-ply rear duals
/ 60 Amp alternator / 70 Amp-
hour battery / Sleeping capacity:
3 standard, 4 optional



WINNEBAGO®

The name that means the most
In construction. In safety.
In service.

When you buy a Winnebago tradition is part of the deal. A tradition of more motorhomes built than any other manufacturer. A tradition of well over a billion miles logged by Winnebago owners.

A tradition based on a solid philosophy to build the best recreational vehicle we can.

And that philosophy follows every Winnebago from the drawing board to the dealership. The dealership to your driveway.

Since we make almost everything that goes into a Winnebago, we know our products well. We can constantly hone and refine our models to accommodate the best use of equipment and space for your satisfaction.

And we can constantly adjust our construction techniques to furnish you a tough motorhome built for the road and for strength and durability that lasts.

Winnebago's Thermo-Steel™ construction gives you the strength of steel and the unsurpassed insulation of our exclusive Thermo-Panel® to keep noise, heat and cold outside where they belong. Our Thermo-Panel sidewall is assembled according to the stresses it will be subjected to. It is an outer layer of rustproof aluminum, an inner wall of tough paneling, bonded to either side of a thick core of styrofoam with steel reinforcements at all points of stress.

Underneath is a framework of heavy-gauge steel, with solid angle-steel reinforcing all structural stress points throughout the unit.

Floors, walls, ceiling and motorhome components are anchored to the framework, with extra steel members front to rear. Steel surrounds the driver's compartment and we add additional steel supports to a heavy-duty Dodge chassis.

And we test it, and test it again, to make sure it is built better. To make sure it's a Winnebago.





**We didn't
get our name
by selling you
a motorhome
and then
forgetting you.**

It's easy to come by service,
parts and helpful advice
when you choose Winnebago.
Because in addition to being
the largest RV manufacturer

we also offer you the largest motorhome service
organization in the nation. An established service
network of over 300 authorized dealers from coast
to coast and in Canada and Alaska is ready to
serve you.

To these Winnebago dealers, motorhoming isn't
a sideline. It's a full-time job and their attitudes
reflect it. That's why you can count on trained
experts looking after your Winnebago, whether it's
tackling a problem or routine maintenance.

We're proud of our sales and service dealers.
And we're proud of our name.

WINNEBAGO®
**The name that means
the most in motorhomes.**

Winnebago Industries, Inc.
P.O. Box 152 • Forest City, Iowa

Winnebago Warranty

Winnebago Industries, Inc., warrants each new Winnebago Motor Home (excluding chassis, 110 volt power plant, and tires), Travel Trailer (excluding tires) or Camper Coach to the original purchaser as follows:

- For the life time of the unit — Winnebago Industries' exclusive "Thermo-Panel" Construction is warranted against defects in lamination for the lifetime of the Winnebago Motor Home Body, Travel Trailer, or Camper Coach.
- For the period of one year from the date of purchase — air compressor, air conditioner (auto), air conditioner (roof), antenna, axles (TT), auxiliary battery (MH), battery (TT), brake assembly (TT), converter, speed control, demand pump, furnace, hitch (TT), LP gas bottle(s), power range hood, pre-finished panelling, range, radio, refrigerator, sink, stereo, vacuum cleaner, gauges, water conditioner, toilet, and water heater.
- For the period of 90 days from the date of purchase — carpet, cushion foam, compartment doors, drainage hose, driver and passenger seats, electrical systems, cushion fabric, fire extinguisher, plastic refrigerator interior door, faucets, light fixtures, plumbing system, switches, shower door, shower head, vinyl, jack (MH), sealants, LP gas valves, and windows.

Any part of the Winnebago Motor Home, Travel Trailer or Camper Coach subject to this warranty which is found to be defective in material or workmanship, will be repaired or replaced, at Winnebago Industries' option, by the selling dealer without charge for parts or labor. If the selling dealer has ceased to do business as an authorized Winnebago dealer or the owner is traveling or has moved to a different locality and cannot return to the selling dealer, the owner may obtain warranty repairs or replacement at any authorized Winnebago Dealership.

Winnebago Industries, Inc., cannot, however, and does not accept any responsibility in connection with any of its Motor Homes, Travel Trailers, or Camper Coaches when they have been altered outside of its own factory. If the purchaser shall use or allow to be used in the Motor Home, Travel Trailer or Camper Coach, equipment and/or parts not made or supplied by Winnebago Industries, Inc., then this warranty shall become void, if failure is a result of improper installation or adaption.

Winnebago Industries, Inc., does not undertake responsibility to any purchaser of its products for any undertaking, representation or warranty made by dealers selling its products beyond those herein expressed.

This express warranty is the only warranty applicable to the Winnebago Motor Home, Travel Trailer, or Camper Coach and is expressly in lieu of any warranties otherwise implied by law (including but not limited to implied warranties of merchantability or fitness for any particular purpose). The remedies available under this express warranty shall be the only remedies available to the purchaser-user with respect to defects in material or workmanship.

Without regard to the alleged defect, Winnebago Industries, Inc., under any circumstances, does not assume any responsibility for loss of time, inconvenience or other consequential damage including, but not limited to, expense for gasoline, telephone, travel, lodging, loss or damage to personal property or loss of revenue.

Winnebago Industries, Inc., reserves the right to make changes in design and changes or improvements upon its products without imposing any obligation upon itself to install the same upon its products theretofore manufactured.

It is the obligation of each Winnebago dealer to provide full service for owners of Winnebago Motor Homes, including Winnebago installed and/or approved components as to all aspects of said products. If the dealer is unable to provide said service at his place of business, the dealer will, at his own expense, secure said service for you from other firms authorized to service the various components in your Winnebago Motor Home.

Due to continued product improvement and changes in suppliers, design and production, accuracy cannot be guaranteed in descriptive and pictorial representation of the products in this brochure. While they are believed to be current at the time of publication, equipment, colors, material specifications, and model availability are subject to change without notice. Please contact your authorized Winnebago dealer for current model specifications.

Printed in U.S.A.

034-MFL-175-500M

Copyright 1975

WINNEBAGO®

Winnebago Industries, Inc.

P.O. Box 152 Forest City, Iowa 50436