

QUALITY

Winnebago RVs are designed and built around you, with superior craftsmanship, advanced manufacturing technologies and steel-focused construction to enhance safety and reliability.

INNOVATION

From groundbreaking RVs to game-changing features to the spacious floorplans made possible by our SmartSpace™ design, our heritage is unrivaled for continuous industry firsts in vehicle technology and design.

SERVICE

Our carefully chosen dealers are supported by factory training and our advanced parts supply system, while owners benefit from excellent real-world customer support as well as 24/7 access to online technical information.

WINNEBAGO



WINNEBAGO

VIEW

Luxuriously efficient. Efficiently luxurious.

With the relaxed elegance of its contemporary design, the View's premium furnishings, carefully engineered systems and functional storage combine to create a motorhome that's as easy to live in as it is to drive.




From its rock-solid foundation to the latest innovations, the View has never looked better.



Mercedes-Benz Sprinter Chassis

The proven Sprinter chassis incorporates the latest Mercedes-Benz® safety features and, with its fuel-efficient turbo-diesel V6, provides plenty of towing power.



Upscale interior

With premium components and contemporary design cues, you'll be proud to call your View® home everywhere you go.



Extended escapes

Stay out longer, thanks to the View's standard 200-watt solar panels, available dual lithium-ion batteries and 2kW inverter, and some of the largest holding tanks in its class.



SuperShell™ Sleeper Deck

The stylish lightweight fiberglass outer shell provides enhanced thermal and acoustic insulation, keeping things quieter and more comfortable, in camp and on the road.



Exterior storage

No toy left behind: the View offers up to 43 cubic feet of exterior storage, including cross-coach storage (24D, 24J) for larger items.



Thoughtfully designed spaces, highlighted with deluxe amenities.

Gourmet-worthy galley

The enhanced galley features larger cabinets and drawers, more usable counter space, large 10 cu. ft. DC refrigerator/freezer, and hybrid LP/induction cooktop.

Dining options to suit your taste

Dine and relax in comfort: the three View floorplans let you choose the seating and table options that work best for your style.

Deluxe seating options

Available theater seating with hideaway swivel tables (24D, 24J) or dual recliners with table (24V), make an ideal spot to catch a movie or the big game.

Attractive, functional storage solutions

Lightweight and durable, the curved Tecnoform® cabinets blend perfectly with the stylish interior, while thoughtful touches like the lighted soft-close drawers abound.

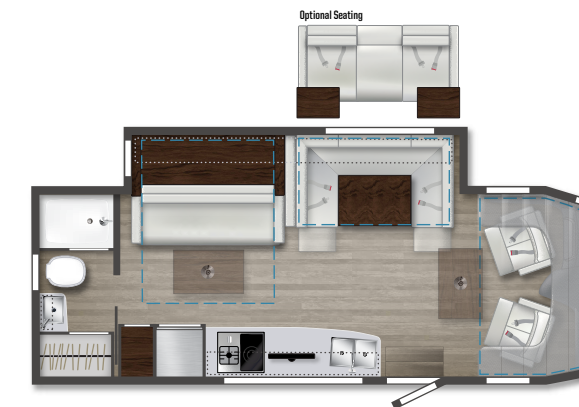
Flexible sleep solutions

In addition to a cabover bunk, each floorplan offers a different bed configuration: Murphy+ bed (24D), rear corner bed (24J) or Flex bed twin/queen system (24V).

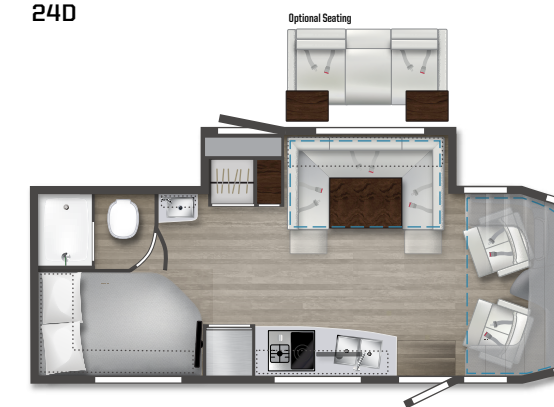
Deluxe bath

The well-equipped bath includes a separate shower with Oxygenics® showerhead, stainless steel sink, lavatory and medicine cabinets, and gentle toe-kick lighting.

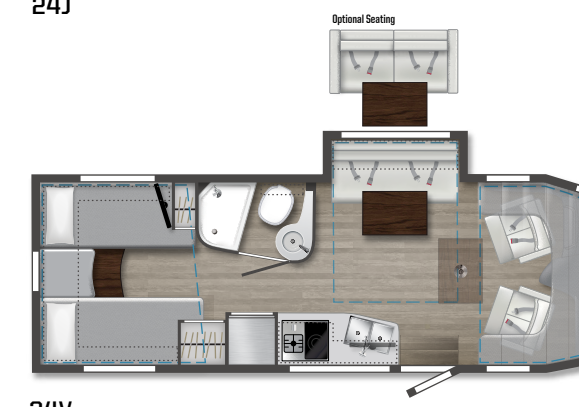
Dotted lines denote overhead storage area. Blue dashed lines denote sleeping areas. Floorplans are representations only and are subject to change. Please contact a certified Winnebago dealer for more information.



24D



24J



24V



Family getaways,
weekends with
friends or the
trip of a lifetime:
the View rises to
every occasion.



FROLI sleep system (24J, 24V)

Developed in Europe, the FROLI® Sleep System relieves pressure and improves air circulation under the mattress for a better night's sleep.



Entertainment Package

The available entertainment system upgrade includes a Blu-Ray Disc® player and Bluetooth® soundbar for a more immersive experience.



Enhanced entryway door

It all starts here: the sleek entrance includes a streamlined screen door with a large window and built-in storage. And the double latching system reduces road and camp noise.

WINNEBAGO

VIEW / Specifications

WEIGHTS & MEASURES	24D	24J	24V
Exterior Length	25'6"	25'6"	25'6"
Exterior Height ¹	11'	11'	11'
Exterior Width	7'6.25"	7'6.25"	7'6.25"
Exterior Storage ² (cu. ft.)	30	43	33.6
Awning Length	16'	16'	16'
Interior Height	6'8"	6'8"	6'8"
Interior Width	7'3"	7'3"	7'3"
Freshwater Tank Capacity ³ (gal.)	30	37	31
Water Heater Capacity (gal.)	Continuous	Continuous	Continuous
Holding Tank Capacity ³ - Black (gal.)	41	41	41
Holding Tank Capacity ³ - Gray (gal.)	41	41	41
LP Capacity ⁴ (lbs.)	50.76	50.76	50.76
Fuel Capacity (gal.)	24.5	24.5	24.5
GCWR ⁵ (lbs.)	15,250	15,250	15,250
GVWR (lbs.)	11,030	11,030	11,030
GAWR - Front (lbs.)	4,410	4,410	4,410
GAWR - Rear (lbs.)	7,720	7,720	7,720
Wheelbase	170"	170"	170"
Sleeps ⁶	4	4	4

Mercedes-Benz[®] Sprinter Chassis

3.0 L 6-cylinder, 188-hp, turbo-diesel engine 7G -Tronic automatic transmission, 220-amp. alternator

Adaptive ESP technology

Hydraulic brakes w/ABS

Trailer hitch⁵ 5,000-lb. drawbar/500-lb. maximum vertical tongue weight w/7-pin connector

Stylized aluminum wheels

OPTIONAL EQUIPMENT

Hydraulic leveling jacks w/automatic controls (front and rear)

Cab Conveniences

MBUX[®] Touchscreen Multimedia Infotainment Center with Navigation, WiFi hotspot, Intelligent Voice Control and Rear Color Camera

Airbags driver, passenger, side and curtain

Heated power control cab seats armrest, adjustable lumbar support, headrest, recline, slide, and manual swivel

3-point seat belts

Climate control

Leather-wrapped steering wheel

Power door locks w/remote

Power windows

Power mirrors w/defrost and turn signals

Cruise control

Active lane keeping assist

Active braking assist

Rain sensor w/integrated wet wiper system

Power assist steering w/tilt wheel

12V/USB powerpoints

Folding windshield and cab window blinds

Dash appliqué package

2 cab seat lounge cushions

Hill start assist

Crosswind assist

Attention assist

OPTIONAL EQUIPMENT

Cab seats w/Ultrafabrics[®] UF Select covering

Interior

32" HDTV

U-Shaped dinette [24D, 24J]

TrueComfort⁺ sofa w/table [24V]

LED lights

Satellite system ready

Amplified digital HDTV antenna

Powered roof vent rain cover, electric lift, remote control, thermostat operation (front bunk)

MCD solar/blackout roller shades

Systems monitor panel

Tinted coach windows

Assist bar

Vinyl flooring throughout

Soft vinyl ceiling

110V/12V/USB charging stations

Roof wiring access port

Toe kick lighting

OPTIONAL EQUIPMENT

Dual pane acrylic windows

Dual recliners w/table [24V]

Theater seating w/swivel tables [24D, 24J]

Entertainment System Blu-ray disc player and Bluetooth[®] soundbar

Galley

Laminate countertops

Microwave/convection oven w/touch control

2-burner induction & LP range cooktop

10.0 cu. ft. [12V] 2-door compressor-driven refrigerator/ freezer

Cold water filtration system

Water-pump switch w/light

Pantry [24D, 24J]

Cabinets with accent lighting

Lighted soft close drawers

Integrated paper towel holder

Double stainless steel sink w/2 sink covers

Mini blinds

Toe kick lighting

Bath

Shower 24" x 32" [24D, 24J]

Shower 19" x 28" x 34" [24V]

Retractable, self-cleaning shower screen

Oxygenics[®] flexible showerhead

Shower skylight

Porcelain toilet w/foot pedal and sprayer [24J, 24V]

Battery disconnect system (coach)

AC/DC load center/converter unit

2 deep-cycle, Group 31 RV batteries

3,600-watt Cummins Onan[®] MicroQuiet[™] LP generator

2,000-watt pure sine wave DC/AC inverter

(2) 100-watt solar panel/battery charger w/controller, junction box, and plug for additional portable solar panel

OPTIONAL EQUIPMENT

Lithium Ion Smart Batteries

3,200-watt Cummins Onan[®] Diesel generator

Plumbing System

Service Center color-coded labels, pressurized city water hookup/tank diverter valve, drainage valves, exterior wash station w/lighted pump switch

Truma AquaGo[®] Comfort Plus Tankless water heater

Bedroom

Murphy+ bed w/deluxe queen mattress, Euro-suspension system, gel foam topper [24D]

Corner bed w/headboard, foam mattress, mattress cover and access to storage below [24J]

Flex Bed System twin beds/king bed w/foam mattresses and access to storage below [24V]

FROLI[®] deluxe sleeping system [24J, 24V]

MCD blackout roller shades

Wardrobe cabinet

Metal clothes rod

Room divider curtain

Anything Keeper drop down storage above bed [24J, 24V]

110V/12V/USB charging stations [24J, 24V]

110V/USB charging station [24D]

24" LED HDTV [24J, 24V]

Exterior

Automatic entrance door step

LED porch light w/interior switch

Stepwell light w/interior switch

Front and rear mud flaps

Aluminum cab steps w/ogooed tread and loop attachment

Powered patio awning w/LED lights and Bluetooth control

Large pass-through storage compartment [24D, 24J]

Ladder

Heating & Cooling System

15,000 BTU air conditioner w/heat pump

20,000 BTU low-profile ducted furnace

Electrical System

Service Center light, cable TV input, 30-amp. power cord, portable satellite dish hookup, QuickPort[®] service connection hatch

Automatic dual battery charge control

Exterior AC duplex

Exterior antenna jack

Generator auto transfer switch

Battery disconnect system (coach)

AC/DC load center/converter unit

2 deep-cycle, Group 31 RV batteries

3,600-watt Cummins Onan[®] MicroQuiet[™] LP generator

2,000-watt pure sine wave DC/AC inverter

(2) 100-watt solar panel/battery charger w/controller, junction box, and plug for additional portable solar panel

OPTIONAL EQUIPMENT

Lithium Ion Smart Batteries

3,200-watt Cummins Onan[®] Diesel generator

TrueLevel[™] holding tank monitoring system

Heated drainage system

10' sewer hose

Winterization Package water heater bypass valve and siphon tube

On-demand water pump

Lockable water tank fill

Sewage pump macerator [24V]

Permanent-mount LP tank w/gauge

LPG accessory connection (patio area)

Black holding tank flushing system

Safety

LPG leak, smoke and carbon monoxide detectors

Fire extinguisher

Ground fault interrupter

Child seat tether anchor [24D, 24J]

Warranty⁶

12-month/15,000-mile limited warranty⁷

36-month/36,000-mile limited warranty on structure⁷

10-year limited parts-and-labor warranty on roof skin⁷

FOOTNOTES

- The height of each model is measured to the top of the tallest standard feature and is based on the curb weight of a typically equipped unit. The actual height of our vehicle may vary by several inches depending on chassis or equipment variations. Please contact your dealer for further information.
- The load capacity of your motorhome is designated by weight, not by volume, so you cannot necessarily use all available space when loading your motorhome.
- Capacities are based on measurements prior to tank installation. Slight capacity variations can result due to installation applications.
- Capacities shown are tank manufacturer's listed water capacity (W.C.). Actual filled LP capacity is 80% of listing due to overfilling prevention device on tank.
- Actual towing capacity is dependent on your particular loading and towing circumstances which includes the GVWR, GAWR and GCWR, as well as adequate trailer brakes. Please refer to the Operator's Manual of your vehicle for further information.
- See separate chassis warranty.
- See your dealer for complete warranty information.
- Sleeping capacity is the maximum based on a specific floorplan. Because features, specifications, equipment, and options may vary from those highlighted on this document, the buyer is responsible for confirming with the dealer the features, specifications, equipment, and options included in their specific vehicle.

In addition, Winnebago's program of continuous product improvement may result in changes to vehicle specifications, equipment, model availability, and price without notice.

Unless noted, trademarks are the property of Winnebago Industries, Inc. Mercedes-Benz[®] is the registered trademark of Daimler AG. Froli[®] is the registered trademark of Froli Kunststoffwerk Fromm GmbH. Blu-Ray Disc[®] is the registered trademark of Sony Kabushiki Kaisha. Bluetooth[®] is the registered trademark of Bluetooth SIG, Inc. Tecnoform[®] is a registered trademark of Tecnoform S.p.A. Oxygenics[®] is a registered trademark of ETL, LLC. Onan[®] is a registered trademark of Cummins Power Generators Inc. MCD is a trademark of MCD Innovations. Truma AquaGo[®] is a registered trademark of Truma Gerätetechnik GmbH & Co. KG.

EXTERIORS



Stellar

Standard Graphics



Mineral II

Full-body Paint



Bay Mist II

Full-body Paint



Glacier

Full-body Paint

DECOR

Harmony



Ultrafabrics UF Select




Bed Cover




Vinyl Flooring



Wall Board



Countertop



Wood - Columbian Walnut with White High Gloss

Harmonious



Ultrafabrics UF Select




Bed Cover



Vinyl Flooring



Wall Board



Countertop



Wood - Columbian Walnut

