



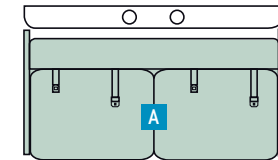
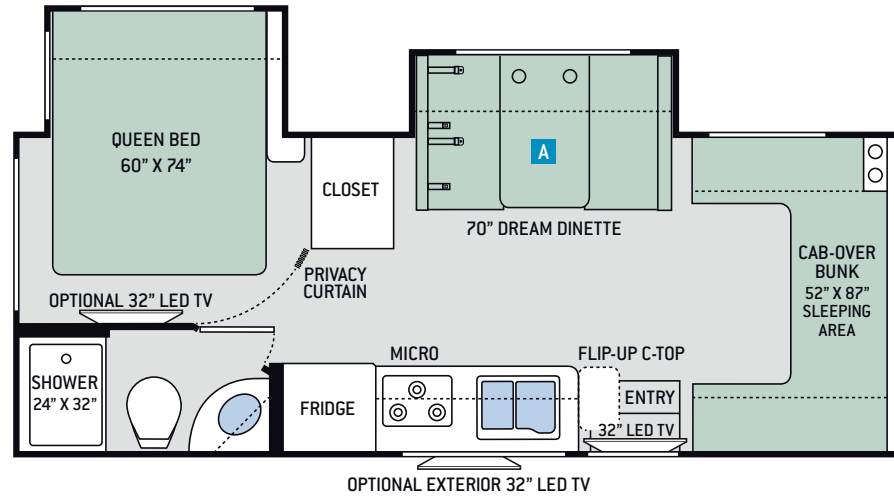
Four Winds[®]
SPRINTER BY THOR MOTOR COACH

*Begin living your dream the way you've always imagined—
one unbelievable moment at a time.*

Floor Plans

24FS

Chassis	Mercedes-Benz Sprinter
Gross Vehicle (GVWR)	11,030
Gross Combined (GCWR)	15,250
Wheel Base	170.3"
Exterior Length (w/o ladder)	24'-8"
Exterior Height (w/ AC)	11'-7"
Exterior Width (w/o mirrors)	90"
Interior Height (living area)	84"
Awning Size	15'
Fuel (gal)	26.4
LPG (lbs)	68.2
Fresh/Waste/Gray Water (gal)	30 / 24 / 38
Water Heater (gal)	Instant Tankless
Furnace (BTUs)	30,000
Exterior Storage Capacity (cu. ft.)	48.5

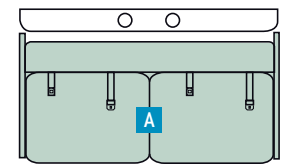
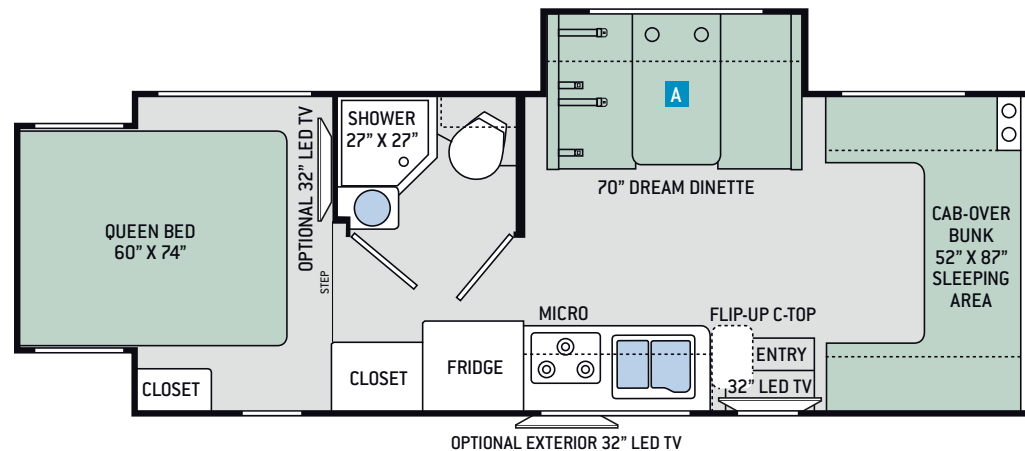


REMOVABLE PEDESTAL TABLE

OPTIONAL 70" JACK-KNIFE SOFA

24HL


Chassis	Mercedes-Benz Sprinter
Gross Vehicle (GVWR)	11,030
Gross Combined (GCWR)	15,250
Wheel Base	170.3"
Exterior Length (w/o ladder)	24'-11"
Exterior Height (w/ AC)	11'-7"
Exterior Width (w/o mirrors)	90"
Interior Height (living area)	84"
Awning Size	16'
Fuel (gal)	26.4
LPG (lbs)	68.2
Fresh/Waste/Gray Water (gal)	30 / 25 / 24
Water Heater (gal)	Instant Tankless
Furnace (BTUs)	30,000
Exterior Storage Capacity (cu. ft.)	77.7




REMOVABLE PEDESTAL TABLE

OPTIONAL 70" JACK-KNIFE SOFA

Interior Decor



GEMSTONE



OPTIONAL LEATHERETTE




BRAZILIAN CHERRY



LAGUNA SLATE



COUNTERTOPS



MALIBU MAPLE



SMOKED TRUFFLE



RESIDENTIAL VINYL FLOORING

Exterior Graphics



HOUSE OF BLUES **WHD**



ORANGE CRUSH **WHD**

Features

CONSTRUCTION & EXTERIOR

- Mercedes-Benz® Sprinter Chassis with 3.0L V6, 188HP & 325 lb.-ft. Torque
- Welded Tubular Steel Floor
- Welded Tubular Aluminum Roof & Sidewall Cage Construction
- Vacu-Bond Laminated Roof, Walls & Floor with Block Foam Insulation
- Premium One-Piece TPO Roof
- One-Piece Fiberglass Front Cap
- HD-MAX® Exterior with Graphics Package
- MEGA-Storage™ Compartment (24HL)
- Lighted Rotocast Storage Compartments
- Flush Mount Radius Compartment Doors
- Power Patio Awning with Integrated LED Lighting
- Slideout Room Topper Awnings
- Roof Ladder (24FS)
- Electric Entry Step
- Framed Slider Radius Windows
- 5,000-lb. Trailer Hitch
- Electric Stabilizing System (24FS)

AUTOMOTIVE & COCKPIT

- Touchscreen Dash Radio with CD Player & Back-up Monitor
- Deluxe Heated/Remote Exterior Mirrors
- Leatherette Swivel Captain's Chairs
- Cruise Control
- Power Windows & Door Locks
- Keyless Entry System
- Windshield Privacy Curtain
- Stainless Steel Wheel Liners
- Valve Stem Extensions on All Wheels

AUTOMOTIVE & COCKPIT OPTION

- Cockpit Carpet Mat
- Cab-Over Safety Child Net
- 12-volt Attic Fan with Cover in Cab-Over

INTERIOR

- Rubber Tread Entry Steps with Lighted Step Well
- Residential Vinyl Flooring
- 84" Interior Ceiling Height
- LED Ceiling Lighting
- Ceiling Ducted Air Conditioning System
- Cab-Over Bunk Ladder
- Fabric Dream Dinette® Booth
- Laminate Countertops
- Raised Panel Cabinet Doors & Nickel Finish Hardware
- Full Extension Metal Ball-Bearing Drawer Guides
- Window Privacy Roller Shades

INTERIOR OPTIONS

- Leatherette Dream Dinette® Booth
- Leatherette Jack-Knife Sofa & Removable Pedestal Table
- Single Child Safety Tether in Dinette
- Dual Child Safety Tether in Dinette

KITCHEN

- 6 cu. ft. Double Door Refrigerator
- 3-Burner Gas Cooktop
- Protective Cover & Task Lighting Above Cooktop
- Convection Microwave Oven
- Flip-Up Countertop Extension
- Stainless Steel Double Bowl Sink & Single Handle Faucet w/Pull-Down Sprayer
- Silverware Tray Drawer
- Manual Ceiling Vent

BEDROOM & BATHROOM

- Denver Mattress® Queen Size Bed
- Bedspread and Pillow Shams
- Shower with Curved Rod & Curtain (24HL)

- Shower with Retractable Door (24FS)
- Foot Flush Toilet

BEDROOM & BATHROOM OPTION

- 12-volt Attic Fan with Cover in Bedroom

ENTERTAINMENT

- 32" LED TV on Manual Swivel & Blu-Ray Player
- Cable TV Ready
- Digital TV Antenna

ENTERTAINMENT OPTIONS

- 32" LED TV in Bedroom
- Exterior 32" LED TV on Manual Swivel

ELECTRICAL & PLUMBING

- Onan® RV QG 3600 LP Generator
- 30-amp Shoreline Power Cord
- Automatic Shoreline-to-Generator Transfer Switch
- Battery Disconnect Switch
- 13,500 BTU Front Air Conditioner
- Pre-wired for Solar Charging
- Exterior LP Connection
- Instant Tankless Water Heater
- Enclosed & Heated Holding Tanks (24HL)
- Black Tank Flush System
- Sewer Hose Storage Area
- Outside Shower
- Systems Control Center

ELECTRICAL & PLUMBING OPTIONS

- Onan® RV QD 3200 Diesel Generator
- Second Auxiliary House Battery
- Holding Tanks with Heat Pads (24FS)

IMPORTANT—PLEASE READ: This brochure reflects product design, fabrication, material, components and specifications at the date of printing, which date is disclosed below. **Please visit us online at ThorMotorCoach.com or consult with your selling dealership for the latest in standards, options, specification and technical information.** Photographs in the brochure may depict optional equipment or may only be available in certain floor plans. Components, appliances and the chassis may have been manufactured in a calendar year before the vehicle's designated model year. All capacities are approximate. The actual length of the vehicle may differ from that indicated in the brochure due to variances in the manufacturing processes and/or installed components. All dry weights are based on standard model features and do not include optional features or equipment. Component part and appliance manufacturers issue limited warranties covering portions of the vehicle not covered under the limited warranty we issue. Copyright Thor Motor Coach, Inc. © OH 04/15/17

YOUR LOCAL THOR MOTOR COACH DEALER



Made to fit.

thormotorcoach.com/fourwinds-sprinter

P.O. Box 1486, Elkhart, IN 46515 Sales Department: 800.860.5658 Customer Service: 877.855.2867

