

Well worth
another look.



VIEW

QUALITY INNOVATION SERVICE

WINNEBAGO




On the Cover: Mineral II Full-Body Paint
Interior: 24D Harmonious with Columbian Walnut Cabinetry



Optional theater seating (24D, 24J) features individually operated recliners and footrests, as well as individual swivel tables with storage.



The available Entertainment Package augments the 32" HDTV with a Bluetooth soundbar and Smart Blu-ray Disc Player with built-in Wi-Fi for easy streaming.



Lighter, stronger, quieter and more comfortable: you'll appreciate the View's SuperShell Sleeper Deck both on the road and in camp

The View Gets Even Better

The introduction of the Winnebago® View® launched an RV revolution. The first motorhome in America built on the Mercedes-Benz® Sprinter chassis, the View combined power and fuel efficiency with contemporary style and superb functionality.

The latest View raises the bar with available theater seating, an optional dual lithium battery system that lets you run major appliances off the 2,000-watt pure sine wave inverter, larger holding tanks, an optional entertainment package, plus two sumptuous interior colorways and many more upgrades.

Available in three slideout-equipped floorplans, each incorporating our SuperShell™ Sleeper Deck, the View encapsulates everything we've learned over more than six decades of building RVs. The result is a comfortable, surprisingly spacious, well-designed and well-built motorhome you will enjoy traveling, living and entertaining in.



The U-shaped dinette with footrests (24D, 24J) or TrueComfort+ sofa and table (24V) provide a perfect place to dine, relax, socialize, work or enjoy a show on the 32" HDTV. The available Entertainment Package includes a Smart Blu-ray Disc Player with built in Wi-Fi for seamless streaming, plus a Bluetooth® Sound Bar to enhance your viewing experience. It pairs perfectly with the optional theater seating (24D, 24J), complete with footrests and dual swivel tables with storage on either side of the seats.


The comfortable cab seats swivel to provide additional lounge seating, while the sofa with pedestal table boosts the seating capacity of the 24D even further. 110V, 12V, and USB charging outlets in the front bunk, dinette/ lounge and bedroom will keep your devices charged and ready.



Lounge



Theater seating



U-shaped dinette
(photo from 24J Harmony interior)



USB charging outlets



The well-equipped View galley brings in many touches of home while keeping everything close at hand to make meal prep easy. The large cooktop handles two pans at once, and the larger residential refrigerator ensures you can pack, prepare and enjoy your favorite meals on the road. The refrigerator is compressor-driven, so it can run off the house batteries and doesn't need to be level like a traditional RV refrigerator.

A double-bowl stainless steel sink is standard, along with sink cover/cutting boards, microwave, and a cold-water purification system. Lighted, soft-close drawers make cooking items easier to find, and the toe kick and overhead cabinet accent lighting softens the mood. And the integrated paper towel holder is just one of the many small, well-thought out details that make the View so special.




Cooktop



Residential refrigerator



Lighted, soft-close drawers



Stainless steel sink & bamboo cutting boards



Microwave/convection oven



A variety of comfortable sleeping accommodations are available, whether it's our Murphy+ bed with Euro-suspension system (24D), a corner bed with the FROLI® Deluxe Sleep System and storage below (24J), or our Flex Bed System that quickly converts from twin beds to a king bed (24V). Other amenities include a wardrobe cabinet, Anything Keeper™ drop down storage above the bed (24J, 24V) for compact accessories, 110V/12V/USB charging stations (110V/USB on the 24D), and a 24" bedroom LED HDTV on the 24J and 24V. Up front, our stylish SuperShell™ Sleeper Deck offers improved thermal and acoustic insulation for supreme comfort.

Showering in the View is better than ever, thanks to larger holding tanks and the Truma Aqua-Go® recirculating water heater, the Oxygenics® flexible showerhead, skylight and retractable self-cleaning shower screen. Each bath also includes a powered roof vent and lavatory and medicine cabinets for storage, while the new toe kick lighting makes nighttime navigation easier.



Wardrobe cabinet



Cabover bunk



Medicine cabinet storage



Bathroom



Shower with skylight



The View includes a full complement of Mercedes-Benz conveniences and safety features. These include Active Lane Keeping Assist (warns of lane departure and can guide the vehicle back into correct lane); DISTRONIC PLUS® (Adaptive Cruise Control); and Active Brake Assist (helps avoid collisions with pedestrians or vehicles in front). Also standard: the multi-function steering wheel with infotainment center controls, powered and heated cab seats, a 10.25" MBUX® infotainment center with navigation, Wi-Fi hotspot and rear color camera, and a dash charging station with wireless smartphone charging.



Multi-function steering wheel



Cab privacy panels



MBUX infotainment center



Dash charging station



In camp, open the Euro-style entrance and screen door with its secure double-latching system, and deploy the 16' armless powered patio awning with LED lights using the smartphone app. Unpack larger items from our exclusive pass-through storage (24D, 24J), grab the toys from the easy-to-clean, Winnebago-made rotocast storage compartments, then sit back and admire the new exterior deluxe graphics or full-body paint. The View has never been better.




Awning lights



Entrance screen door



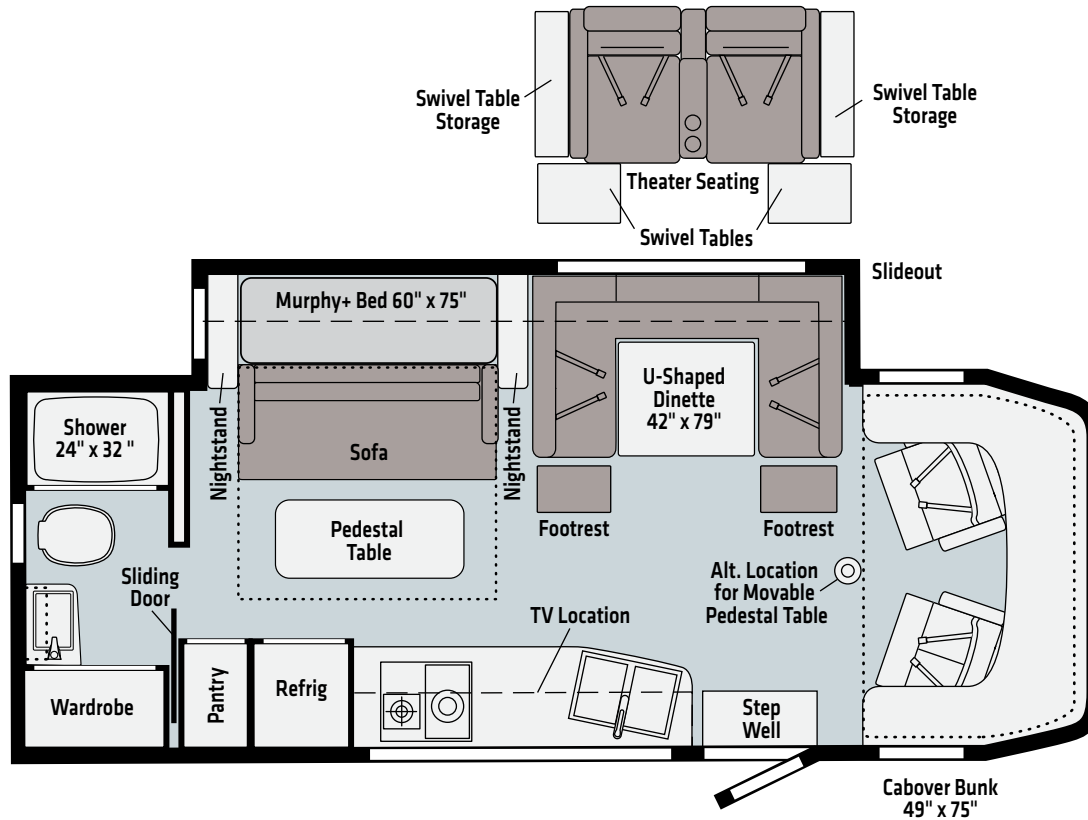
Exterior storage compartment



Running board with pet loop attachment



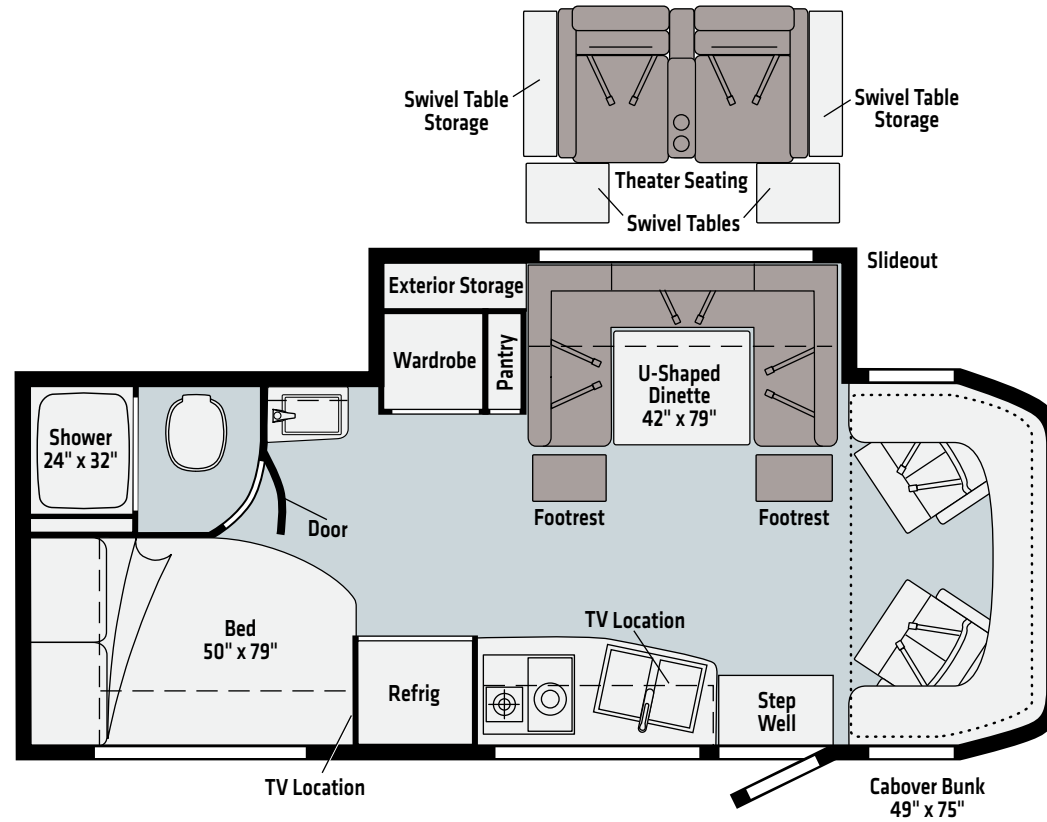
24D



Ultrafabrics
UF2 Premium
Leatherette

Vinyl

24J

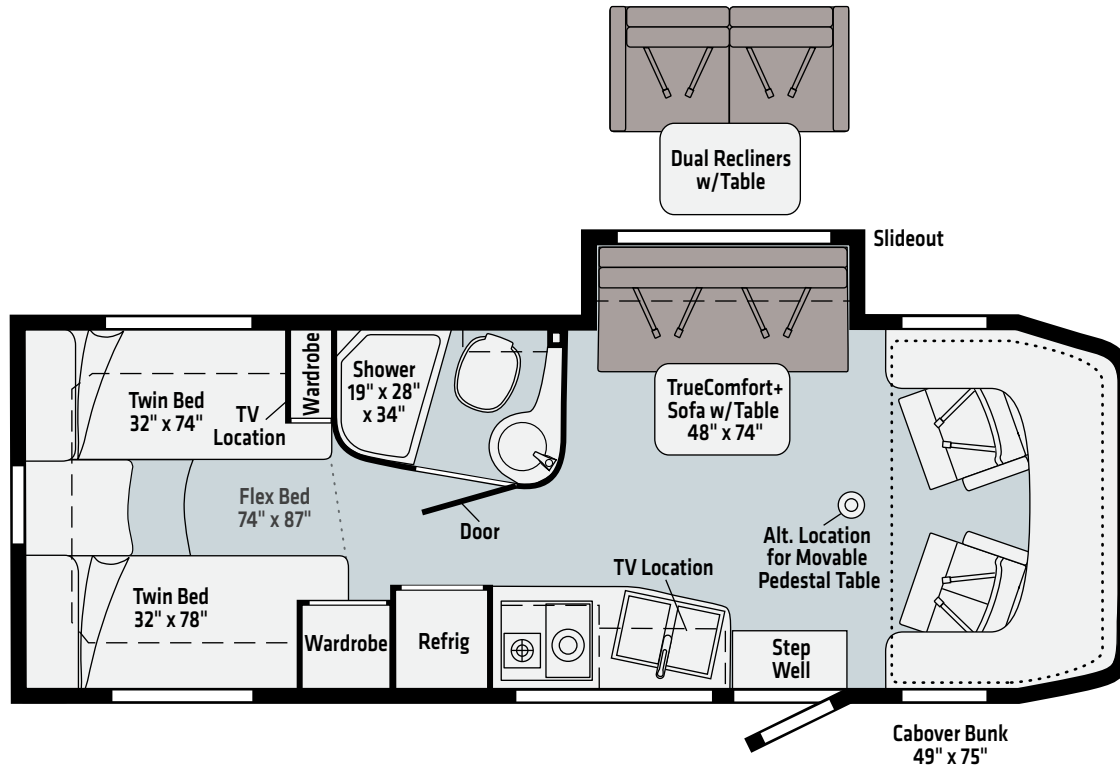


Ultrafabrics
UF2 Premium
Leatherette

Vinyl

Dashed lines denote overhead storage areas. Floorplans and specifications are also available online at Winnebago.com

24V



Ultrafabrics
UF2 Premium
Leatherette

Vinyl

Dashed lines denote overhead storage areas. Floorplans and specifications are also available online at Winnebago.com



Stellar
DELUXE GRAPHICS



Mineral II
FULL-BODY PAINT



Bay Mist II
FULL-BODY PAINT



Tuscan
FULL-BODY PAINT

Harmony



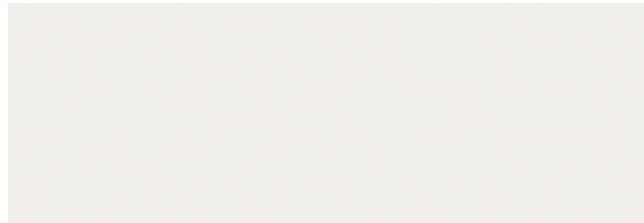
Ultrafabrics UF2 Premium Leatherette



Wall Board



Bed Cover




Countertop



Vinyl Flooring

Wood



Columbian Walnut w/White High Gloss

Winnebago® reserves the right to change décor materials and specifications without notice or obligation.

Harmonious



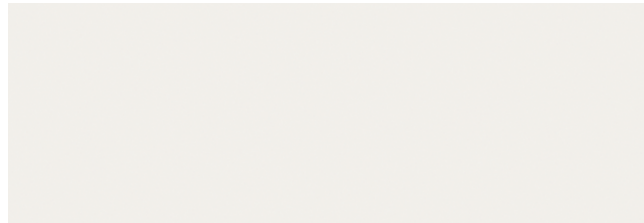
Ultrafabrics UF2 Premium Leatherette



Wall Board



Bed Cover



Countertop



Vinyl Flooring

Wood



Columbian Walnut

Winnebago® reserves the right to change décor materials and specifications without notice or obligation.



| WEIGHTS & MEASURES | 24D | 24J | 24V |
|--|------------|------------|------------|
| Length | 25'6" | 25'6" | 25'6" |
| Exterior Height ¹ | 11' | 11' | 11' |
| Exterior Width | 7'6.25" | 7'6.25" | 7'6.25" |
| Exterior Storage (cu.ft.) | 30.0 | 43.0 | 33.6 |
| Awning Length | 16' | 16' | 16' |
| Interior Height | 6'8" | 6'8" | 6'8" |
| Interior Width | 7'3" | 7'3" | 7'3" |
| Freshwater Tank Capacity ² (gal) | 30 | 37 | 31 |
| Water Heater Capacity | Continuous | Continuous | Continuous |
| Holding Tank Capacity – Black ² (gal) | 41 | 41 | 41 |
| Holding Tank Capacity – Gray ² (gal) | 41 | 41 | 41 |
| LP Capacity ³ (lbs.) | 50.76 | 50.76 | 50.76 |
| Fuel Capacity (gal.) | 24.5 | 24.5 | 24.5 |
| GCWR ⁴ (lbs.) | 15,250 | 15,250 | 15,250 |
| GVWR (lbs.) | 11,030 | 11,030 | 11,030 |
| GAWR – Front (lbs.) | 4,410 | 4,410 | 4,410 |
| GAWR – Rear (lbs.) | 7,720 | 7,720 | 7,720 |
| Wheelbase | 170" | 170" | 170" |

Mercedes-Benz® Sprinter Chassis

3.0 L 6-cylinder, 188-hp, turbo-diesel engine 7G-Tronic automatic transmission, 220-amp. alternator

Adaptive ESP technology

Hydraulic brakes w/ABS

LED headlights w/high beam assist

Trailer hitch⁵ 5,000-lb. drawbar/500-lb. maximum vertical tongue weight w/7-pin connector

Stylized aluminum wheels

OPTIONAL EQUIPMENT

Hydraulic leveling jacks w/automatic controls (front and rear)

Cab Conveniences

MBUX® touchscreen multimedia infotainment center w/navigation, Wi-Fi hotspot, intelligent voice control and rear camera

Airbags driver, passenger, side and curtain

Heated power control cab seats armrest, adjustable lumbar support, headrest, recline, slide, and manual swivel

3-point seat belts

Climate control

Leather-wrapped steering wheel

Power door locks w/remote

Power windows

Power mirrors w/defrost and turn signals

DISTRONIC PLUS® (adaptive cruise control)

Active brake assist

Power assist steering w/tilt wheel

Active lane keeping assist

Rain sensor w/integrated wet wiper system

Hill start assist

Crosswind assist

Traffic sign assist

Attention assist

12V/USB powerpoints

Folding windshield and cab window blinds

Dash appliqué package

2 cab seat lounge cushions

Interior

32" HDTV

LED lights

Satellite system ready

Amplified digital HDTV antenna

Powered roof vent rain cover, electric lift, remote control, thermostat operation (front bunk)

MCD® solar/blackout roller shades

Systems monitor panel

Tinted coach windows

Assist bar

Vinyl flooring throughout

Soft vinyl ceiling

110V/12V/USB charging stations

Roof wiring access port

OPTIONAL EQUIPMENT

Dual recliners w/table (24V)

Dual Pane Acrylic Windows

Theater seating (24D, 24J)

Entertainment System Blu-ray disc player and JBL® Soundbar

Galley

Laminate countertops

Microwave/convection oven w/touch control

2-burner induction and LP range cooktop

Mini blinds

Double-door 12V compressor refrigerator/freezer

Cold water filtration system (galley)

Water-pump switch w/light

Pantry (24D, 24J)

Cabinets w/accent lighting

Lighted soft close drawers

Integrated paper towel holder

Double stainless steel sink w/2 sink covers

Toe kick lighting

Bath

Shower 24" x 32" (24D, 24J)

Shower 19" x 28" x 34" (24V)

Retractable, self-cleaning shower screen

Oxygenics® flexible showerhead

Shower skylight

Porcelain toilet w/foot pedal and sprayer (24J, 24V)

Composite Toilet (24D)

Powered roof vent w/rain cover

Lavatory cabinet



Medicine cabinet
Mini blinds (24D)
Towel rack (24V)
Towel bar(s) (24J, 24V)
Tissue holder
Removable clothes rod
Robe hook(s)
Integrated facial tissue holder
Toe kick lighting

Bedroom

Murphy+ bed w/deluxe queen mattress, Euro-suspension system, gel foam topper (24D)
Corner bed w/headboard, foam mattress, mattress cover and access to storage below (24J)
Flex Bed System twin beds/king bed w/foam mattresses (24V)
FROLI® deluxe sleeping system (24J, 24V)
MCD® blackout roller shades
Wardrobe cabinet
Metal clothes rod
Room divider curtain
Anything Keeper™ drop down storage above bed (24J, 24V)
110V/12V/USB charging stations (24J, 24V)
110V/USB charging station (24D)
24" LED HDTV (24J, 24V)

Exterior

Automatic entrance door step
LED porch light w/interior switch
Stepwell light w/interior switch
Front and rear mud flaps
Aluminum cab steps w/logoed tread and loop attachment
Powered patio awning w/LED lights and Bluetooth™ control
Large pass-through storage compartment (24D, 24J)
Ladder

Heating & Cooling System

15,000 BTU air conditioner w/heat pump
20,000 BTU low-profile ducted furnace

Electrical System

Service Center light, cable TV input, 30-amp. power cord, portable satellite dish hookup, QuickPort® service connection hatch
Automatic dual battery charge control
Exterior AC duplex
Exterior antenna jack
Generator auto transfer switch
Battery disconnect system (coach)
AC/DC load center/converter unit
2 deep-cycle, Group 31 RV batteries
3,600-watt Cummins Onan® MicroQuiet™ LP generator
2,000-watt pure sine wave DC/AC inverter
(2) 100-watt solar panel/battery charger w/controller, junction box, and plug for additional portable solar panel

OPTIONAL EQUIPMENT

Lithium Ion Smart Batteries w/Bluetooth control
3,200-watt Cummins Onan® Diesel generator

Plumbing System

Service Center color-coded labels, pressurized city water hookup/tank diverter valve, drainage valves, exterior wash station w/lighted pump switch
Truma AquaGo® Comfort Plus Tankless water heater
TrueLevel™ holding tank monitoring system
Heated drainage system
10' sewer hose
Winterization Package water heater bypass valve and siphon tube
On-demand water pump
Lockable water tank fill

Sewage pump macerator (24V)
Permanent-mount LP tank w/gauge
LPG accessory connection (patio area)
Black holding tank flushing system

Safety

LPG leak, smoke and carbon monoxide detectors
Fire extinguisher
Ground fault interrupter
Child seat tether anchor only available on the U-shaped dinette (24D, 24J)
High-mount brake lamps
Daytime running lamps

Warranty⁵

12-month/15,000-mile limited warranty⁶
36-month/36,000-mile limited warranty on structure⁶
10-year limited parts-and-labor warranty on roof skin⁶

FOOTNOTES

1. The height of each model is measured to the top of the tallest standard feature and is based on the curb weight of a typically equipped unit. The actual height of your vehicle may vary by several inches depending on chassis or equipment variations. Please contact your dealer for further information.
2. Capacities are based on measurements prior to tank installation. Slight capacity variations can result due to installation applications.
3. Capacities shown are tank manufacturer's listed water capacity (W.C.). Actual filled LP capacity is 80% of listing due to overfilling prevention device on tank.
4. Actual towing capacity is dependent on your particular loading and towing circumstances which includes the GVWR, GAWR, and GCWR, as well as adequate trailer brakes. Please refer to the Operator's Manual of your vehicle for further towing information.
5. See separate chassis warranty.
6. See your dealer for complete warranty information.

NA Not Available

Not all items available in combination. See dealer for details.

Because features, specifications, equipment, and options may vary from those highlighted in this brochure, the buyer is responsible for confirming with the dealer the features, specifications, equipment, and options included on their specific vehicle. In addition, Winnebago's program of continuous product improvement may result in changes to vehicle specifications, equipment, model availability, and price without notice.